Annual, 2025

Financial Disclosure Report (AO Form 10)

Filer's Information
Ambro, Thomas L.
U.S. Court of Appeals - Third Circuit
Senior Circuit Judge

I certify that all information given above (including information pertaining to my spouse and minor or dependent children, if any) is accurate, true, and complete to the best of my knowledge and belief, and that any information not reported was withheld because it met applicable statutory provisions permitting non-disclosure.

I further certify that earned income from outside employment and honoraria and the acceptance of gifts which have been reported are in compliance with the provisions of 5 U.S.C. Â§ 13141 et. seq., 5 U.S.C. Â§ 7353, and Judicial Conference regulations.

/s/ Ambro, Thomas L. [electronically signed on May 28, 2026 11:15am by Ambro, Thomas L. in JEFS]
/s/ Ambro, Thomas L. [electronically signed on May 7, 2026 1:32pm by Ambro, Thomas L. in JEFS]

I. Positions

	ORGANIZATION/ENTITY NAME	ORGANIZATION/ENTITY TYPE	POSITION HELD
1.	Thomas L. Ambro Revocable Trust	Trust	Trustee
2.	Working Group on Legal Opinions Foundation	Non-Profit	Member, Advisory Board
3.	Board of Editors, Delaware Lawyer	Non-Profit	Member
4.	Georgetown University Alumni Admissions Program Board of Advisor	University/College	Emeritus Member

II. Agreements

I do not have any Agreements to report
No entries in this section

III A. Filer Non-Investment Income

I do not have any Filer Non-Investment Income to report
No entries in this section

III B. Spouse Non-Investment Income

I do not have any Spouse Non-Investment Income to report
No entries in this section

IV. Reimbursements

	SOURCE OF REIMBURSEMENT	FROM DATE	TO DATE	LOCATION	PURPOSE	ITEMS PAID OR PROVIDED
1.	University of Georgia	Oct 9, 2025	Oct 11, 2025	Athens, GA	Attended bankruptcy program coordinated by former law clerk	Travel, lodging, meals

V. Gifts

I do not have any Gifts to report
No entries in this section

VI. Liabilities

I do not have any Liabilities to report
No entries in this section

VII. Investments and Trusts

	DESCRIPTION	INCOME AMOUNT	INCOME TYPE	GROSS VALUE	VALUE METHOD
1.	**(H) Roth IRA #2**				
1-A.	T Rowe Price All Cap Opportunities Fund Invester Class Shs	$5,001 - $15,000	Gain		
	Transactions / **Transaction Type** / **Transaction Date** / **Transaction Value**				
	(1). Buy (add'l) / Jan 6, 2025 / $15,000 or less				
	(2). Sold / Nov 21, 2025 / $50,001 - $100,000				
1-B.	Wells Fargo Bank, N.A.Bank Deposit Sweep	$1,000 or less	Interest	$50,001 - $100,000	Cash/Market
2.	**(H) Roth IRA #1**				
2-A.	SNEX, StoneX Group Inc.		None	$15,000 or less	Cash/Market
	Transactions / **Transaction Type** / **Transaction Date** / **Transaction Value**				
	(1). Buy / Jan 6, 2025 / $15,000 or less				
2-B.	Universal Stainless and Alloy Products Inc	$1,000 or less	Gain		
	Transactions / **Transaction Type** / **Transaction Date** / **Transaction Value**				
	(1). Sold / Jan 23, 2025 / $15,000 or less				
2-C.	Shopify Inc Cl		None	$50,001 - $100,000	Cash/Market
2-D.	Wells Fargo Bank, N.A.Bank Deposit Sweep	$1,000 or less	Interest	$15,000 or less	Cash/Market
3.	**(H) IRA #6**				
3-A.	Fidelity New Mkt Inc	$1,000 or less	Dividend	$15,000 or less	Cash/Market
3-B.	Harbor Embark Commodity Str Instl FD	$2,501 - $5,000	Dividend	$15,001 - $50,000	Cash/Market
	Transactions / **Transaction Type** / **Transaction Date** / **Transaction Value**				
	(1). Sold (part) / Apr 10, 2025 / $15,000 or less				
3-C.	Dodge & Cox Stock Fund Class	$1,001 - $2,500	Dividend,Gain	$15,001 - $50,000	Cash/Market
	Transactions / **Transaction Type** / **Transaction Date** / **Transaction Value**				
	(1). Sold (part) / Jul 2, 2025 / $15,000 or less				
3-D.	Causeway Intl Value FD Ins Shs	$1,001 - $2,500	Dividend,Gain	$15,001 - $50,000	Cash/Market
	Transactions / **Transaction Type** / **Transaction Date** / **Transaction Value**				
	(1). Sold (part) / Jul 2, 2025 / $15,000 or less				
	(2). Buy (add'l) / Jul 24, 2025 / $15,000 or less				
3-E.	JP Morgan TR II Core BD FD	$1,001 - $2,500	Dividend,Gain	$50,001 - $100,000	Cash/Market



	DESCRIPTION	INCOME AMOUNT	INCOME TYPE	GROSS VALUE	VALUE METHOD
	Transactions **Transaction Type** **Transaction Date** **Transaction Value**				
	(1). Sold (part) Apr 9, 2025 $15,000 or less				
	(2). Buy (add'l) Jul 24, 2025 $15,000 or less				
3-F.	Macquarie Small Cap Core Fund CL	$1,001 - $2,500	Gain		
	Transactions **Transaction Type** **Transaction Date** **Transaction Value**				
	(1). Sold Jul 24, 2025 $15,001 - $50,000				
3-G.	T Rowe Price Intl FD Overseas Stk FD	$1,000 or less	Dividend,Gain	$15,001 - $50,000	Cash/Market
	Transactions **Transaction Type** **Transaction Date** **Transaction Value**				
	(1). Sold (part) Jul 2, 2025 $15,000 or less				
3-H.	Pimco FDS Pac Invt Mgmt Ser Total Return FD	$1,001 - $2,500	Dividend	$15,001 - $50,000	Cash/Market
3-I.	American Beacon FDS AHL Managed Futures Strategy FD		None		
	Transactions **Transaction Type** **Transaction Date** **Transaction Value**				
	(1). Sold May 21, 2025 $15,000 or less				
3-J.	NYLI Winslow Large Cap Growth Fund	$5,001 - $15,000	Dividend,Gain	$15,001 - $50,000	Cash/Market
	Transactions **Transaction Type** **Transaction Date** **Transaction Value**				
	(1). Sold (part) Jul 2, 2025 $15,000 or less				
3-K.	Abbey Capital Futures Strategy Fund Class	$1,000 or less	Dividend	$15,000 or less	Cash/Market
3-L.	Principal FDS Inc Midcap Fund Instl Class	$2,501 - $5,000	Dividend,Gain	$15,000 or less	Cash/Market
	Transactions **Transaction Type** **Transaction Date** **Transaction Value**				
	(1). Sold (part) Jul 24, 2025 $15,000 or less				
3-M.	Goldman Sachs TR Finl Square Treas Instrs FD	$1,000 or less	Dividend	$15,000 or less	Cash/Market
	Transactions **Transaction Type** **Transaction Date** **Transaction Value**				
	(1). Buy (add'l) Jul 25, 2025 $15,000 or less				
3-N.	Fidelity 500 Index Fund	$5,001 - $15,000	Dividend,Gain	$100,001 - $250,000	Cash/Market
	Transactions **Transaction Type** **Transaction Date** **Transaction Value**				
	(1). Sold (part) Jul 2, 2025 $15,000 or less				
	(2). Buy (add'l) Jul 24, 2025 $15,000 or less				
3-O.	Baird FDS Inc Aggregate BD FD Instl SHS	$2,501 - $5,000	Dividend	$50,001 - $100,000	Cash/Market
	Transactions **Transaction Type** **Transaction Date** **Transaction Value**				
	(1). Sold (part) Apr 9, 2025 $15,000 or less				
	(2). Buy (add'l) May 22, 2025 $15,000 or less				
	(3). Sold (part) Jul 24, 2025 $15,000 or less				
3-P.	Allspring Special Mid Cap Value FD Class Instl	$1,001 - $2,500	Dividend	$15,001 - $50,000	Cash/Market
	Transactions **Transaction Type** **Transaction Date** **Transaction Value**				
	(1). Buy (add'l) Jul 25, 2025 $15,000 or less				
3-Q.	Principal FDS Inc High Yield FD Instl CL	$1,001 - $2,500	Dividend	$15,001 - $50,000	Cash/Market
	Transactions **Transaction Type** **Transaction Date** **Transaction Value**				
	(1). Sold (part) Apr 9, 2025 $15,000 or less				
3-R.	Invesco Oppenheimer Dev Mkts CL	$2,501 - $5,000	Gain		



	DESCRIPTION	INCOME AMOUNT	INCOME TYPE	GROSS VALUE	VALUE METHOD
	Transactions	**Transaction Type**	**Transaction Date**	**Transaction Value**	
	(1).	Sold (part)	Jul 2, 2025	$15,000 or less	
	(2).	Sold	Jul 24, 2025	$15,001 - $50,000	
3-S.	American Europacific Growth FU CL F2	$1,001 - $2,500	Dividend	$15,000 or less	Cash/Market
3-T.	MFS Ser TR X Emerging Mkts Debt FD CL	$1,000 or less	Dividend	$15,001 - $50,000	Cash/Market
3-U.	MFS Ser TR I Value FD	$1,001 - $2,500	Dividend	$15,001 - $50,000	Cash/Market
3-V.	JP Morgan Trust I Emerging Markets Equity Fund CL I	$1,000 or less	Dividend	$15,000 or less	Cash/Market
	Transactions	**Transaction Type**	**Transaction Date**	**Transaction Value**	
	(1).	Buy	Jul 24, 2025	$15,000 or less	
3-W.	MFS Mid Cap Growth Fund I	$1,001 - $2,500	Dividend	$15,000 or less	Cash/Market
	Transactions	**Transaction Type**	**Transaction Date**	**Transaction Value**	
	(1).	Buy	Jul 24, 2025	$15,000 or less	
3-X.	Lazard FDS Inc Emerging Mkts Port Instl Shs	$1,000 or less	Dividend	$15,000 or less	Cash/Market
	Transactions	**Transaction Type**	**Transaction Date**	**Transaction Value**	
	(1).	Buy	Jul 24, 2025	$15,000 or less	
3-Y.	Eaton Vance Global Macro Absolute Return FD Class I	$1,000 or less	Dividend	$15,001 - $50,000	Cash/Market
	Transactions	**Transaction Type**	**Transaction Date**	**Transaction Value**	
	(1).	Buy	May 21, 2025	$15,000 or less	
	(2).	Buy (add'l)	Jul 24, 2025	$15,000 or less	
4.	**(H) Trust #18**				
4-A.	Pimco Funds High Yield Muni Bond Fnd Class	$1,001 - $2,500	Dividend,Gain		
	Transactions	**Transaction Type**	**Transaction Date**	**Transaction Value**	
	(1).	Sold (part)	Mar 3, 2025	$100,001 - $250,000	
	(2).	Sold	Jun 6, 2025	$15,000 or less	
4-B.	Brandes Intl Equity FD	$5,001 - $15,000	Dividend	$100,001 - $250,000	Cash/Market
4-C.	Smead FDS TR Value FD Instl CL	$2,501 - $5,000	Dividend	$100,001 - $250,000	Cash/Market
4-D.	T Rowe Price All Cap Opportunities Fund Investor CL Shs	$15,001 - $50,000	Gain		
	Transactions	**Transaction Type**	**Transaction Date**	**Transaction Value**	
	(1).	Sold	Nov 21, 2025	$100,001 - $250,000	
4-E.	Neuberger Berman Large Cap Value Fund Institutional Cl Shs		None		
	Transactions	**Transaction Type**	**Transaction Date**	**Transaction Value**	
	(1).	Sold	Jan 2, 2025	$50,001 - $100,000	
4-F.	Federated Hermes Strategic Value Div Fund	$5,001 - $15,000	Dividend	$100,001 - $250,000	Cash/Market
	Transactions	**Transaction Type**	**Transaction Date**	**Transaction Value**	
	(1).	Sold (part)	Jun 6, 2025	$15,000 or less	
4-G.	FMI Funds FMI Common Stock Fund Institutional Class Shs	$15,001 - $50,000	Dividend	$100,001 - $250,000	Cash/Market
4-H.	Energy Transfer LP	$15,001 - $50,000	Distribution	$250,001 - $500,000	Cash/Market
4-I.	Wells Fargo Bank, N.A.Bank Deposit Sweep	$1,000 or less	Interest	$15,001 - $50,000	Cash/Market
4-J.	Vanguard Mun BD FD Hight Yeild Tax Exempt FD Admiral SHS	$1,000 or less	Dividend	$100,001 - $250,000	Cash/Market



	DESCRIPTION	INCOME AMOUNT	INCOME TYPE	GROSS VALUE	VALUE METHOD
	Transactions **Transaction Type** **Transaction Date** **Transaction Value**				
	(1). Buy Dec 3, 2025 $100,001 - $250,000				
4-K.	Nuveen Mun TR High Yield Mun BD FD Instl Shares	$1,000 or less	Dividend	$100,001 - $250,000	Cash/Market
	Transactions **Transaction Type** **Transaction Date** **Transaction Value**				
	(1). Buy Nov 28, 2025 $100,001 - $250,000				
4-L.	Oakmark Funds Institutional Class	$1,001 - $2,500	Dividend	$100,001 - $250,000	Cash/Market
	Transactions **Transaction Type** **Transaction Date** **Transaction Value**				
	(1). Buy Jan 2, 2025 $50,001 - $100,000				
4-M.	Allspring 100% Treasury Money Mkt Fund	$1,000 or less	Dividend	$15,001 - $50,000	Cash/Market
	Transactions **Transaction Type** **Transaction Date** **Transaction Value**				
	(1). Buy Oct 20, 2025 $15,001 - $50,000				
4-N.	Listed FDS TR ETH Horizon Kinetics Inflation Beneficiaries INFL	$1,000 or less	Dividend	$15,001 - $50,000	Cash/Market
	Transactions **Transaction Type** **Transaction Date** **Transaction Value**				
	(1). Buy Jun 6, 2025 $15,001 - $50,000				
5.	**The Sequoia Fund**	$50,001 - $100,000	Gain		
	Transactions **Transaction Type** **Transaction Date** **Transaction Value**				
	(1). Sold (part) Nov 21, 2025 $15,001 - $50,000				
	(2). Sold Nov 24, 2025 $100,001 - $250,000				
6.	**PCM Family LLC**		None	$100,001 - $250,000	Estimated
7.	**Springside, LLC (2000 - $300,000, 2012- $20,123) P1**	$50,001 - $100,000	Interest,Rent,Distribution	$1,000,001 - $5,000,000	Estimated
8.	**(H) Trust Account #12**				
8-A.	Dodge & Cox Income Fund		None		
	Transactions **Transaction Type** **Transaction Date** **Transaction Value**				
	(1). Sold Jan 2, 2025 $50,001 - $100,000				
8-B.	Invesco Rochester Municipal Opportunities Fund	$1,000 or less	Dividend		
	Transactions **Transaction Type** **Transaction Date** **Transaction Value**				
	(1). Sold (part) Mar 3, 2025 $50,001 - $100,000				
	(2). Sold Jun 12, 2025 $15,000 or less				
8-C.	Amgen Inc	$1,000 or less	Dividend,Gain		
	Transactions **Transaction Type** **Transaction Date** **Transaction Value**				
	(1). Sold Mar 3, 2025 $15,001 - $50,000				
8-D.	Advisors Inner Cir II Champlain Mid Cap FD Instl Shs	$2,501 - $5,000	Gain		
	Transactions **Transaction Type** **Transaction Date** **Transaction Value**				
	(1). Sold (part) Jun 20, 2025 $15,000 or less				
	(2). Sold Sep 15, 2025 $15,001 - $50,000				
8-E.	Allsprings 100% Treasury Money Mkt Fund	$1,000 or less	Dividend	$100,001 - $250,000	Cash/Market

ADMINISTRATIVE OFFICE OF THE UNITED STATES COURTS

	DESCRIPTION	INCOME AMOUNT	INCOME TYPE	GROSS VALUE	VALUE METHOD

Transactions	Transaction Type	Transaction Date	Transaction Value
(1).	Buy	Jan 8, 2025	$15,001 - $50,000
(2).	Sold (part)	Mar 3, 2025	$15,001 - $50,000
(3).	Buy (add'l)	Oct 17, 2025	$15,001 - $50,000
(4).	Buy (add'l)	Nov 25, 2025	$100,001 - $250,000

8-F.	Wasatch Funds Core Growth Fund Institutional Class	$1,001 - $2,500	Dividend,Gain	$15,000 or less	Cash/Market

Transactions	Transaction Type	Transaction Date	Transaction Value
(1).	Sold (part)	Mar 3, 2025	$15,000 or less
(2).	Sold (part)	Aug 14, 2025	$15,001 - $50,000

8-G.	T Rowe Price Mid-Cap Growth Fund Inc	$1,000 or less	Dividend	$15,000 or less	Cash/Market
8-H.	T Rowe Price All Cap Opportunities Fund Investor Class Shs	$15,001 - $50,000	Dividend,Gain	$15,000 or less	Cash/Market

Transactions	Transaction Type	Transaction Date	Transaction Value
(1).	Buy (add'l)	Jan 6, 2025	$15,000 or less
(2).	Buy (add'l)	Feb 5, 2025	$15,000 or less
(3).	Buy (add'l)	Mar 5, 2025	$15,000 or less
(4).	Buy (add'l)	Apr 7, 2025	$15,000 or less
(5).	Buy (add'l)	May 5, 2025	$15,000 or less
(6).	Buy (add'l)	Jun 5, 2025	$15,000 or less
(7).	Buy (add'l)	Jul 7, 2025	$15,000 or less
(8).	Buy (add'l)	Aug 5, 2025	$15,000 or less
(9).	Buy (add'l)	Sep 5, 2025	$15,000 or less
(10).	Buy (add'l)	Oct 6, 2025	$15,000 or less
(11).	Buy (add'l)	Nov 5, 2025	$15,000 or less
(12).	Sold (part)	Nov 21, 2025	$100,001 - $250,000

8-I.	T Rowe Price Intl FDS Inc Global Stock Fund	$15,001 - $50,000	Dividend,Gain	$15,000 or less	Cash/Market

Transactions	Transaction Type	Transaction Date	Transaction Value
(1).	Buy (add'l)	Jan 6, 2025	$15,000 or less
(2).	Buy (add'l)	Feb 5, 2025	$15,000 or less
(3).	Buy (add'l)	Mar 5, 2025	$15,000 or less
(4).	Buy (add'l)	Apr 7, 2025	$15,000 or less
(5).	Buy (add'l)	May 5, 2025	$15,000 or less
(6).	Buy (add'l)	Jun 5, 2025	$15,000 or less
(7).	Buy (add'l)	Jul 7, 2025	$15,000 or less
(8).	Buy (add'l)	Aug 5, 2025	$15,000 or less
(9).	Buy (add'l)	Sep 5, 2025	$15,000 or less
(10).	Buy (add'l)	Oct 6, 2025	$15,000 or less
(11).	Buy (add'l)	Nov 5, 2025	$15,000 or less
(12).	Sold (part)	Nov 21, 2025	$100,001 - $250,000

8-J.	Dodge & Cox Global Stock Fund Class	$2,501 - $5,000	Dividend	$50,001 - $100,000	Cash/Market
8-K.	Vanguard Information ETF Technology	$15,001 - $50,000	Gain		

Transactions	Transaction Type	Transaction Date	Transaction Value
(1).	Sold	Jan 2, 2025	$50,001 - $100,000

8-L.	Shopify Inc Cl		None	$15,001 - $50,000	Cash/Market
8-M.	Wasatch Funds Small Cap Growth FD Institutional CL	$1,000 or less	Dividend	$15,001 - $50,000	Cash/Market
8-N.	Alger Growth Small Cap Focus		None		



	DESCRIPTION	INCOME AMOUNT	INCOME TYPE	GROSS VALUE	VALUE METHOD
	Transactions **Transaction Type** **Transaction Date** **Transaction Value**				
	(1). Sold Jan 28, 2025 $15,000 or less				
8-O.	Vanguard Funds Dividend Growth Fund Investor Class	$2,501 - $5,000	Dividend	$15,001 - $50,000	Cash/Market
8-P.	Microsoft Corp	$1,001 - $2,500	Dividend	$100,001 - $250,000	Cash/Market
8-Q.	Brown Cap Mgmt Mut FDS Brown Cap Mgmt Small Co FD		None		
	Transactions **Transaction Type** **Transaction Date** **Transaction Value**				
	(1). Sold Jun 9, 2025 $15,000 or less				
8-R.	Oakmark Funds Oakmark Global Select Fund Institutional Class	$1,000 or less	Dividend	$15,001 - $50,000	Cash/Market
8-S.	Wells Fargo Bank, N.A.Bank Deposit Sweep	$1,000 or less	Interest	$50,001 - $100,000	Cash/Market
8-T.	Dodge & Cox Stock Fund	$15,001 - $50,000	Dividend	$100,001 - $250,000	Cash/Market
8-U.	Primecap Odyssey FDS Aggressive Growth FD	$5,001 - $15,000	Dividend	$50,001 - $100,000	Cash/Market
8-V.	Mercadolibre, Inc.		None	$50,001 - $100,000	Cash/Market
8-W.	Vanguard Horizon FDS Strategic Equity FD	$1,000 or less	Gain		
	Transactions **Transaction Type** **Transaction Date** **Transaction Value**				
	(1). Buy Jan 28, 2025 $15,000 or less				
	(2). Sold Aug 15, 2025 $15,000 or less				
8-X.	Oakmark Funds Institutional Class	$2,501 - $5,000	Gain		
	Transactions **Transaction Type** **Transaction Date** **Transaction Value**				
	(1). Buy Jan 2, 2025 $15,001 - $50,000				
	(2). Sold Nov 21, 2025 $15,001 - $50,000				
8-Y.	FMI Funds Large Cap Fund Institutional Class	$1,001 - $2,500	Gain		
	Transactions **Transaction Type** **Transaction Date** **Transaction Value**				
	(1). Buy Jan 2, 2025 $50,001 - $100,000				
	(2). Sold (part) Mar 3, 2025 $15,001 - $50,000				
	(3). Sold Jun 9, 2025 $15,001 - $50,000				
8-Z.	Vanguard Mun BD FD Hight Yeild Tax Exempt FD Admiral SHS	$1,000 or less	Dividend	$100,001 - $250,000	Cash/Market
	Transactions **Transaction Type** **Transaction Date** **Transaction Value**				
	(1). Buy Dec 3, 2025 $100,001 - $250,000				
8-AA.	Nuveen Mun TR High Yield Mun BD FD Instl Shares	$1,001 - $2,500	Dividend	$100,001 - $250,000	Cash/Market
	Transactions **Transaction Type** **Transaction Date** **Transaction Value**				
	(1). Buy Nov 25, 2025 $100,001 - $250,000				
8-AB.	FMI Funds FMI Common Stock Fund Institutional Class Shs	$1,001 - $2,500	Dividend	$15,001 - $50,000	Cash/Market
	Transactions **Transaction Type** **Transaction Date** **Transaction Value**				
	(1). Buy Jan 2, 2025 $15,001 - $50,000				
8-AC.	Brandes Intl Equity FD	$1,000 or less	Dividend	$15,000 or less	Cash/Market
	Transactions **Transaction Type** **Transaction Date** **Transaction Value**				
	(1). Buy Dec 8, 2025 $15,000 or less				
8-AD.	United Parcel Service-B	$1,001 - $2,500	Dividend	$15,001 - $50,000	Cash/Market
	Transactions **Transaction Type** **Transaction Date** **Transaction Value**				
	(1). Buy Aug 14, 2025 $15,001 - $50,000				
8-AE.	Listed FDS TR ETH Horizon Kinetics Inflation Beneficiaries INFL	$1,000 or less	Dividend	$50,001 - $100,000	Cash/Market

ADMINISTRATIVE OFFICE OF THE UNITED STATES COURTS

	DESCRIPTION	INCOME AMOUNT	INCOME TYPE	GROSS VALUE	VALUE METHOD
	Transactions	**Transaction Type**	**Transaction Date**	**Transaction Value**	
	(1).	Buy	Jun 9, 2025	$50,001 - $100,000	
9.	**(H) IRA Account #2 (H)**				
9-A.	Wasatch Funds Core Growth Fund Institutionla Class		None	$15,001 - $50,000	Cash/Market
	Transactions	**Transaction Type**	**Transaction Date**	**Transaction Value**	
	(1).	Sold (part)	Sep 12, 2025	$50,001 - $100,000	
9-B.	T Rowe Price Cap Appreciaiton FD SBI	$15,001 - $50,000	Dividend	$100,001 - $250,000	Cash/Market
9-C.	Goldman Sachs Fund GQG Ptnrs Intl Opptys FD Instl CL	$5,001 - $15,000	Dividend	$250,001 - $500,000	Cash/Market
	Transactions	**Transaction Type**	**Transaction Date**	**Transaction Value**	
	(1).	Buy (add'l)	Jun 9, 2025	$100,001 - $250,000	
9-D.	Vaneck Vestors TR Semiconductor ETF	$5,001 - $15,000	Gain		
	Transactions	**Transaction Type**	**Transaction Date**	**Transaction Value**	
	(1).	Sold	Sep 12, 2025	$15,001 - $50,000	
9-E.	Lundin Mining Corp	$1,000 or less	Dividend	$100,001 - $250,000	Cash/Market
9-F.	Alphamin Res Corp Shs	$2,501 - $5,000	Dividend	$15,001 - $50,000	Cash/Market
9-G.	Shopify Inc Cl		None	$50,001 - $100,000	Cash/Market
9-H.	PGIM Jenn Glbl Opportunities CL	$5,001 - $15,000	Dividend,Gain	$15,000 or less	Cash/Market
	Transactions	**Transaction Type**	**Transaction Date**	**Transaction Value**	
	(1).	Sold (part)	Nov 21, 2025	$50,001 - $100,000	
9-I.	Allspring 100% Treasury Money Mkt Fund	$5,001 - $15,000	Dividend	$250,001 - $500,000	Cash/Market
	Transactions	**Transaction Type**	**Transaction Date**	**Transaction Value**	
	(1).	Buy (add'l)	Jan 8, 2025	$15,001 - $50,000	
	(2).	Sold (part)	Apr 9, 2025	$15,001 - $50,000	
	(3).	Sold (part)	Apr 14, 2025	$15,000 or less	
	(4).	Buy (add'l)	Jul 15, 2025	$15,001 - $50,000	
	(5).	Sold (part)	Jul 24, 2025	$250,001 - $500,000	
	(6).	Buy (add'l)	Oct 17, 2025	$250,001 - $500,000	
	(7).	Sold (part)	Nov 13, 2025	$15,001 - $50,000	
	(8).	Sold (part)	Dec 9, 2025	$50,001 - $100,000	
9-J.	Oakmark Select Fund Institutional lass	$1,000 or less	Dividend	$100,001 - $250,000	Cash/Market
9-K.	FMI Funds Large Cap Fund Institutional Class	$2,501 - $5,000	Gain		
	Transactions	**Transaction Type**	**Transaction Date**	**Transaction Value**	
	(1).	Buy (add'l)	Jan 2, 2025	$15,001 - $50,000	
	(2).	Sold	Jun 9, 2025	$100,001 - $250,000	
9-L.	Vanguard Large Cap	$15,001 - $50,000	Gain		
	Transactions	**Transaction Type**	**Transaction Date**	**Transaction Value**	
	(1).	Sold	Jan 2, 2025	$50,001 - $100,000	
9-M.	Vanguard Funds Dividend Growth Fund Investor Class	$2,501 - $5,000	Dividend	$15,001 - $50,000	Cash/Market
9-N.	T Rowe Price Mid-Cap Growth Fund Inc		None		
	Transactions	**Transaction Type**	**Transaction Date**	**Transaction Value**	
	(1).	Sold	Nov 21, 2025	$15,001 - $50,000	



	DESCRIPTION	INCOME AMOUNT	INCOME TYPE	GROSS VALUE	VALUE METHOD
9-O.	T Rowe Price All Cap Opportunities Fund investor Class	$50,001 - $100,000	Dividend,Gain	$15,001 - $50,000	Cash/Market

Transactions	Transaction Type	Transaction Date	Transaction Value
(1).	Sold (part)	Jul 2, 2025	$15,001 - $50,000
(2).	Sold (part)	Nov 21, 2025	$250,001 - $500,000

9-P.	Dodge & Cox Global Stock Fund Class		None		

Transactions	Transaction Type	Transaction Date	Transaction Value
(1).	Sold	Mar 12, 2025	$50,001 - $100,000

9-Q.	Vanguard Value ETF	$1,001 - $2,500	Dividend	$100,001 - $250,000	Cash/Market
9-R.	Vanguard Wellington FD Admiral Shs	$1,001 - $2,500	Dividend	$15,001 - $50,000	Cash/Market
9-S.	T Rowe Price Intl FDS Inc Global Stock FD	$15,001 - $50,000	Dividend,Gain	$15,000 or less	Cash/Market

Transactions	Transaction Type	Transaction Date	Transaction Value
(1).	Sold (part)	Nov 21, 2025	$100,001 - $250,000

9-T.	Oakmark Fund Investor Class	$1,000 or less	Dividend	$15,001 - $50,000	Cash/Market
9-U.	FMI Funds FMI CS FD Institutional Class	$15,001 - $50,000	Dividend	$100,001 - $250,000	Cash/Market
9-V.	Vanguard Energy ETF	$5,001 - $15,000	Dividend,Gain		

Transactions	Transaction Type	Transaction Date	Transaction Value
(1).	Sold (part)	Jan 8, 2025	$100,001 - $250,000
(2).	Sold	Jul 15, 2025	$15,001 - $50,000

9-W.	TotalEnergies SE ADR	$2,501 - $5,000	Gain		

Transactions	Transaction Type	Transaction Date	Transaction Value
(1).	Sold	Jan 2, 2025	$15,001 - $50,000

9-X.	iShares Phlx Semiconductor ETF	$5,001 - $15,000	Gain		

Transactions	Transaction Type	Transaction Date	Transaction Value
(1).	Sold	Jan 2, 2025	$15,001 - $50,000

9-Y.	Wasatch Funds Small Cap Growth Fund Institutional Class		None	$15,000 or less	Cash/Market
9-Z.	FPA FDS TR FPA Crescent Portfolio Instl CL	$5,001 - $15,000	Dividend	$100,001 - $250,000	Cash/Market
9-AA.	Microsoft Corp	$50,001 - $100,000	Dividend,Gain		

Transactions	Transaction Type	Transaction Date	Transaction Value
(1).	Sold	Jul 24, 2025	$100,001 - $250,000

9-AB.	Texas PAC LD Corp TPL	$1,000 or less	Dividend	$50,001 - $100,000	Cash/Market
9-AC.	Polen Growth Fund Institutional Class	$2,501 - $5,000	Gain		

Transactions	Transaction Type	Transaction Date	Transaction Value
(1).	Sold	Jul 24, 2025	$50,001 - $100,000

9-AD.	Alger Growth Small Cap Focus		None		

Transactions	Transaction Type	Transaction Date	Transaction Value
(1).	Sold	Jan 28, 2025	$15,001 - $50,000

9-AE.	Brown Cap Mgmt Small Co FD Instl CL		None		

Transactions	Transaction Type	Transaction Date	Transaction Value
(1).	Sold	Jun 9, 2025	$15,001 - $50,000

9-AF.	Artisan Intl Small Cap Fund Investor Series	$1,000 or less	Dividend	$15,000 or less	Cash/Market
9-AG.	Pimco Low Duration Income Fund	$15,001 - $50,000	Dividend	$500,001 - $1,000,000	Cash/Market



	DESCRIPTION	INCOME AMOUNT	INCOME TYPE	GROSS VALUE	VALUE METHOD

Transactions	Transaction Type	Transaction Date	Transaction Value
(1).	Sold (part)	Jun 20, 2025	$15,000 or less
(2).	Buy (add'l)	Nov 25, 2025	$100,001 - $250,000

9-AH.	Artisan Partners FDS Inc Global Value FD Adv	$5,001 - $15,000	Dividend	$250,001 - $500,000	Cash/Market
9-AI.	Oakmark Funds Oakmark Global Select Fund Institutional Class	$1,001 - $2,500	Dividend	$100,001 - $250,000	Cash/Market
9-AJ.	Dodge & Cox Stock FD	$15,001 - $50,000	Dividend	$250,001 - $500,000	Cash/Market
9-AK.	Primecap Odyssey Growth	$5,001 - $15,000	Dividend	$50,001 - $100,000	Cash/Market
9-AL.	Primecap Odyssey FDS Aggressive Growth FD	$5,001 - $15,000	Dividend	$50,001 - $100,000	Cash/Market
9-AM.	Wells Fargo Bank, N.A. Bank Deposit Sweep	$1,001 - $2,500	Interest	$15,000 or less	Cash/Market
9-AN.	Invesco Emerging Markets Local Debt Fund CL Y	$1,000 or less	Dividend		

Transactions	Transaction Type	Transaction Date	Transaction Value
(1).	Buy	Jul 24, 2025	$50,001 - $100,000
(2).	Sold	Aug 5, 2025	$50,001 - $100,000

9-AO.	Harris Assoc Inv TR Oakmark Intl Small Cap FD		None		

Transactions	Transaction Type	Transaction Date	Transaction Value
(1).	Buy	Jun 9, 2025	$15,001 - $50,000
(2).	Sold	Nov 11, 2025	$15,001 - $50,000

9-AP.	UPST, Upstart Holdings, Inc.	$5,001 - $15,000	Gain		

Transactions	Transaction Type	Transaction Date	Transaction Value
(1).	Buy	Mar 25, 2025	$15,001 - $50,000
(2).	Sold	Sep 9, 2025	$15,001 - $50,000

9-AQ.	Vanguard Horizon FDS Strategic Equity FD	$1,000 or less	Gain		

Transactions	Transaction Type	Transaction Date	Transaction Value
(1).	Buy	Jan 28, 2025	$15,001 - $50,000
(2).	Sold	Jul 24, 2025	$15,001 - $50,000

9-AR.	Gluggenhem FDS TR Macro Opportunities FD Instl CL	$5,001 - $15,000	Dividend	$500,001 - $1,000,000	Cash/Market

Transactions	Transaction Type	Transaction Date	Transaction Value
(1).	Buy	Jul 24, 2025	$250,001 - $500,000
(2).	Buy (add'l)	Nov 25, 2025	$100,001 - $250,000

9-AS.	QXO, Inc.		None	$15,000 or less	Cash/Market

Transactions	Transaction Type	Transaction Date	Transaction Value
(1).	Buy	Jun 20, 2025	$15,000 or less

9-AT.	Global X FDS ETF X MLP Energy Infrastructure New MPLX	$2,501 - $5,000	Dividend	$100,001 - $250,000	Cash/Market

Transactions	Transaction Type	Transaction Date	Transaction Value
(1).	Buy	Jan 8, 2025	$50,001 - $100,000

9-AU.	Dundee Precious Metals Inc IDR	$1,000 or less	Dividend	$50,001 - $100,000	Cash/Market

Transactions	Transaction Type	Transaction Date	Transaction Value
(1).	Exchange	Sep 17, 2025	$15,001 - $50,000

Additional Explanation: Merged from Adriatic Metals PLC Chess Depository

9-AV.	Brandes Intl Equity FD	$15,001 - $50,000	Dividend	$250,001 - $500,000	Cash/Market

Transactions	Transaction Type	Transaction Date	Transaction Value
(1).	Buy (add'l)	Jan 3, 2025	$50,001 - $100,000
(2).	Buy (add'l)	Mar 13, 2025	$50,001 - $100,000



	DESCRIPTION	INCOME AMOUNT	INCOME TYPE	GROSS VALUE	VALUE METHOD
9-AW.	Universal Stainless and Alloy Products Inc	$2,501 - $5,000	Gain		

Transactions	Transaction Type	Transaction Date	Transaction Value
(1).	Sold	Jan 23, 2025	$15,001 - $50,000

9-AX.	Adriatic Metals PLC Chess Depository		None		

Transactions	Transaction Type	Transaction Date	Transaction Value
(1).	Exchange	Sep 17, 2025	$15,001 - $50,000

Additional Explanation: Merged to Dundee Precious Metals Inc

9-AY.	Mercadolibre, Inc.		None	$100,001 - $250,000	Cash/Market
10.	**M&T Bank Account**		None	$15,001 - $50,000	Cash/Market
11.	**M&T Bank Account**		None	$15,000 or less	Cash/Market

VIII. Additional Information or Explanations

	ADDITIONAL INFORMATION OR EXPLANATION
1.	Asset listed in Part VII, Line 7, has rental activity from property located near Newark, DE.
2.	Asset listed in Part VII, Line 6, has rental activity from property located in New Castle County, DE.