Annual, 2025

Financial Disclosure Report (AO Form 10)

Filer's Information
Azrack, Joan M.
U.S. District Court - New York Eastern
Senior District Judge

I certify that all information given above (including information pertaining to my spouse and minor or dependent children, if any) is accurate, true, and complete to the best of my knowledge and belief, and that any information not reported was withheld because it met applicable statutory provisions permitting non-disclosure.

I further certify that earned income from outside employment and honoraria and the acceptance of gifts which have been reported are in compliance with the provisions of 5 U.S.C. Â§ 13141 et. seq., 5 U.S.C. Â§ 7353, and Judicial Conference regulations.

/s/ Azrack, Joan M. [electronically signed on Aug 31, 2026 1:17pm by Azrack, Joan M. in JEFS]
/s/ Azrack, Joan M. [electronically signed on Aug 12, 2026 9:43am by Azrack, Joan M. in JEFS]

I. Positions

I do not have any Positions to report
No entries in this section

II. Agreements

I do not have any Agreements to report
No entries in this section

III A. Filer Non-Investment Income

I do not have any Filer Non-Investment Income to report
No entries in this section

III B. Spouse Non-Investment Income

I do not have any Spouse Non-Investment Income to report
No entries in this section

IV. Reimbursements

I do not have any Reimbursements to report
No entries in this section

V. Gifts

I do not have any Gifts to report

No entries in this section

VI. Liabilities

I do not have any Liabilities to report
No entries in this section

VII. Investments and Trusts

	DESCRIPTION	INCOME AMOUNT	INCOME TYPE	GROSS VALUE	VALUE METHOD
1.	**(H) Fidelity 401K (see VIII 1)**				
1-A.	FID - Am Cent Equity Inc.	$1,000 or less	Dividend		

Transactions	Transaction Type	Transaction Date	Transaction Value
(1).	Distributed (part)	Feb 27, 2025	$15,001 - $50,000
(2).	Closed	Mar 4, 2025	$500,001 - $1,000,000

1-B. FID Blue Chip GR K6 — $1,000 or less — Dividend

Transactions	Transaction Type	Transaction Date	Transaction Value
(1).	Distributed (part)	Feb 27, 2025	$15,001 - $50,000
(2).	Closed	Mar 4, 2025	$500,001 - $1,000,000

1-C. FID Freedom 2020 K6 — $1,000 or less — Dividend

Transactions	Transaction Type	Transaction Date	Transaction Value
(1).	Closed	Mar 4, 2025	$15,001 - $50,000

1-D. FID Diversfd Intl K6 — $1,000 or less — Dividend

Transactions	Transaction Type	Transaction Date	Transaction Value
(1).	Distributed (part)	Feb 27, 2025	$15,001 - $50,000
(2).	Closed	Mar 4, 2025	$250,001 - $500,000

1-E. FID Value Fund K — $1,000 or less — Dividend

Transactions	Transaction Type	Transaction Date	Transaction Value
(1).	Distributed (part)	Feb 27, 2025	$15,000 or less
(2).	Closed	Mar 4, 2025	$100,001 - $250,000

1-F. FID Contrafund K6 — $1,001 - $2,500 — Dividend

Transactions	Transaction Type	Transaction Date	Transaction Value
(1).	Distributed (part)	Feb 27, 2025	$50,001 - $100,000
(2).	Closed	Mar 4, 2025	$1,000,001 - $5,000,000

1-G. FID Invst GR BD — $1,001 - $2,500 — Dividend

Transactions	Transaction Type	Transaction Date	Transaction Value
(1).	Distributed (part)	Feb 27, 2025	$15,000 or less
(2).	Closed	Mar 4, 2025	$100,001 - $250,000

1-H. FID Govt Mmkt — $1,001 - $2,500 — Dividend

Transactions	Transaction Type	Transaction Date	Transaction Value
(1).	Distributed (part)	Feb 27, 2025	$15,001 - $50,000
(2).	Closed	Mar 4, 2025	$100,001 - $250,000

2.	**Citibank Cash Account**	$1,000 or less	Interest	$250,001 - $500,000	Cash/Market
3.	**National Life Ins. Co. whole life policy**	$1,000 or less	Dividend	$250,001 - $500,000	Cash/Market

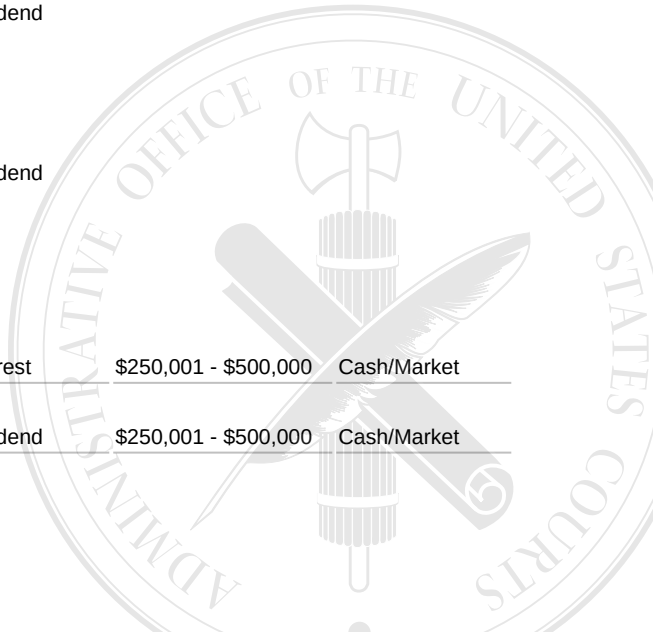

	DESCRIPTION	INCOME AMOUNT	INCOME TYPE	GROSS VALUE	VALUE METHOD
4.	**Northwestern Mutual Life Ins. whole policy**	$2,501 - $5,000	Dividend	$100,001 - $250,000	Cash/Market
5.	**Walt Disney Co common stock**	$1,000 or less	Dividend	$15,000 or less	Cash/Market
6.	**McDonald's common stock**	$1,000 or less	Dividend	$15,000 or less	Cash/Market
7.	**Nike common stock class**	$1,000 or less	Dividend	$15,000 or less	Cash/Market
8.	**Coca Cola common stock**	$1,000 or less	Dividend	$15,000 or less	Cash/Market
9.	**(H) PMA Individual I (see VIII 2)**				
9-A.	PMA: Vanguard Total Intl Stock Index Adm - VTIAX	$1,000 or less	Dividend	$15,000 or less	Cash/Market
9-B.	PMA Baird Core Plus Bond Instl - BCOIX	$1,000 or less	Dividend	$15,000 or less	Cash/Market
	Transactions **Transaction Type** **Transaction Date** **Transaction Value**				
	(1). Buy May 15, 2025 $15,000 or less				
9-C.	PMA Vanguard Inter-Term Inv Grade Adm - VFIDX	$1,000 or less	Dividend	$15,000 or less	Cash/Market
	Transactions **Transaction Type** **Transaction Date** **Transaction Value**				
	(1). Buy May 15, 2025 $15,000 or less				
9-D.	PMA: Vanguard Extended Market Index Adm - VEXAX	$1,000 or less	Dividend	$15,000 or less	Cash/Market
9-E.	PMA: MetWest Intermediate Bond I - MWIIX	$1,000 or less	Dividend		
	Transactions **Transaction Type** **Transaction Date** **Transaction Value**				
	(1). Sold May 15, 2025 $15,000 or less				
9-F.	PMA: Jensen Funds CI Y - JENYX	$1,000 or less	Dividend	$15,000 or less	Cash/Market
9-G.	PMA: Vanguard High Yield Corporate Adm - VWEAX	$1,000 or less	Dividend	$15,000 or less	Cash/Market
	Transactions **Transaction Type** **Transaction Date** **Transaction Value**				
	(1). Buy (add'l) Feb 6, 2025 $15,000 or less				
9-H.	PMA: Vanguard 500 Index Adm - VFIAX	$1,000 or less	Dividend	$15,000 or less	Cash/Market
9-I.	PMA: Vanguard Limited Term Tax Fund Adm - VMLUX	$1,000 or less	Dividend	$15,000 or less	Cash/Market
9-J.	PMA Fidelity Cash Fund - FCASH (See VII 5)	$1,000 or less	Dividend	$15,000 or less	Cash/Market
9-K.	PMA: Fidelity Govt Cash Reserves - FDRXX (see VIII 3)	$1,000 or less	Dividend	$15,000 or less	Cash/Market
9-L.	PMA Fidelity Cash Fund - FID:CASH (See VIII 4)	$1,000 or less	Dividend	$15,000 or less	Cash/Market
9-M.	PMA: Vanguard Int-Term Tax Adm - VWIUX	$1,000 or less	Dividend	$15,000 or less	Cash/Market
	Transactions **Transaction Type** **Transaction Date** **Transaction Value**				
	(1). Buy (add'l) Feb 6, 2025 $15,000 or less				
9-N.	PMA: Vanguard Growth Index Adm - VIGAX	$1,000 or less	Dividend	$15,000 or less	Cash/Market
9-O.	PMA JH Disciplined Value Mid Cap I - JVMIX	$1,000 or less	Dividend	$15,000 or less	Cash/Market
9-P.	PMA Primecap Odyssey Aggressive Growth - POAGX	$1,000 or less	Dividend	$15,000 or less	Cash/Market
9-Q.	PMA Dodge & Cox Intl Stock Fund - DODFX	$1,000 or less	Dividend	$15,000 or less	Cash/Market
9-R.	PMA AQR Large Cap Defensive Style Fund Class I - AUEIX	$1,000 or less	Dividend	$15,000 or less	Cash/Market
9-S.	PMA T. Rowe Price International Stock I - PRIUX	$1,000 or less	Dividend	$15,000 or less	Cash/Market
9-T.	PMA Vanguard International Growth Fund Adm - VWILX	$1,000 or less	Dividend	$15,000 or less	Cash/Market
9-U.	PMA Vanguard Short-Term Tax Adm - VWSUX	$1,000 or less	Dividend	$15,000 or less	Cash/Market
9-V.	PMA Vanguard Mid Cap Value Index Adm - VMVAX	$1,000 or less	Dividend	$15,000 or less	Cash/Market
9-W.	PMA DFA International Core Equity - DFIEX	$1,000 or less	Dividend	$15,000 or less	Cash/Market
9-X.	PMA DFA Intl Small Company Instl - DFISX	$1,000 or less	Dividend	$15,000 or less	Cash/Market
	Transactions **Transaction Type** **Transaction Date** **Transaction Value**				
	(1). Buy Feb 6, 2025 $15,000 or less				



	DESCRIPTION	INCOME AMOUNT	INCOME TYPE	GROSS VALUE	VALUE METHOD
9-Y.	PMA Vanguard Value Index Admiral - VVIAX	$1,000 or less	Dividend	$15,000 or less	Cash/Market
9-Z.	PMA Victory Tax Intermedite Term - UITIX	$1,000 or less	Dividend	$15,000 or less	Cash/Market
	Transactions **Transaction Type** **Transaction Date** **Transaction Value**				
	(1). Buy (add'l) Feb 6, 2025 $15,000 or less				
9-AA.	PMA Vanguard Equity Income Adm - VEIRX	$1,000 or less	Dividend	$15,000 or less	Cash/Market
9-AB.	PMA:Rowe Price Summit Mun. Intrm I - PRTMX	$1,000 or less	Dividend	$15,000 or less	Cash/Market
	Transactions **Transaction Type** **Transaction Date** **Transaction Value**				
	(1). Buy (add'l) Feb 6, 2025 $15,000 or less				
9-AC.	PMA: Dodge & Cox Stock - DODGX	$1,000 or less	Dividend	$15,000 or less	Cash/Market
9-AD.	PMA: Odyssey Growth - POGRX	$1,000 or less	Dividend	$15,000 or less	Cash/Market
9-AE.	PMA T.Rowe Price Tax-Free Shrt-Interm I - TTSIX	$1,000 or less	Dividend	$15,000 or less	Cash/Market
	Transactions **Transaction Type** **Transaction Date** **Transaction Value**				
	(1). Buy (add'l) Feb 6, 2025 $15,000 or less				
10.	**(H) PMA Individual II**				
10-A.	Vanguard Growth Index Admiral - VIGAX	$1,000 or less	Dividend	$50,001 - $100,000	Cash/Market
10-B.	Vanguard 500 Index Adm - VFIAX	$1,001 - $2,500	Dividend	$100,001 - $250,000	Cash/Market
10-C.	Vanguard Extended Market Index Admiral - VEXAX	$1,000 or less	Dividend	$15,001 - $50,000	Cash/Market
10-D.	Vanguard Value Index Adm - VVIAX	$1,000 or less	Dividend	$15,001 - $50,000	Cash/Market
10-E.	Vanguard Total Intl Stock Index Adm - VTIAX	$1,001 - $2,500	Dividend	$15,001 - $50,000	Cash/Market
10-F.	Vanguard Ultra-Short-Term Tax Admiral - VWSUX	$1,000 or less	Dividend	$15,001 - $50,000	Cash/Market
	Transactions **Transaction Type** **Transaction Date** **Transaction Value**				
	(1). Buy (add'l) Jan 10, 2025 $15,000 or less				
10-G.	PRIMECAP Odyssey Growth - POGRX	$5,001 - $15,000	Dividend	$15,001 - $50,000	Cash/Market
10-H.	DFA International Core Equity Instl - DFIEX	$1,001 - $2,500	Dividend	$15,001 - $50,000	Cash/Market
	Transactions **Transaction Type** **Transaction Date** **Transaction Value**				
	(1). Buy (add'l) Jan 10, 2025 $15,000 or less				
10-I.	DFA Intl Small Company Instl - DFISX	$1,000 or less	Dividend	$15,000 or less	Cash/Market
	Transactions **Transaction Type** **Transaction Date** **Transaction Value**				
	(1). Buy (add'l) Jan 10, 2025 $15,000 or less				
10-J.	Jensen Funds Qty Growth CI Y - JENYX	$5,001 - $15,000	Dividend	$15,001 - $50,000	Cash/Market
10-K.	Vanguard Inter-Term Inv Grade Adm - VFIDX	$1,000 or less	Dividend	$15,000 or less	Cash/Market
	Transactions **Transaction Type** **Transaction Date** **Transaction Value**				
	(1). Buy May 15, 2025 $15,000 or less				
10-L.	Vanguard Mid Cap Value Index Adm - VMVAX	$1,000 or less	Dividend	$15,000 or less	Cash/Market
10-M.	Metroplitan West Intermediate Bond I - MWIIX	$1,000 or less	Dividend		
	Transactions **Transaction Type** **Transaction Date** **Transaction Value**				
	(1). Sold May 15, 2025 $15,000 or less				
10-N.	Vanguard Limited-Term Tax- Fund Adm - VMLUX	$1,000 or less	Dividend	$15,001 - $50,000	Cash/Market
	Transactions **Transaction Type** **Transaction Date** **Transaction Value**				
	(1). Buy (add'l) Jan 10, 2025 $15,000 or less				
10-O.	Vanguard Int-Term tax Adm - VWIUX	$1,000 or less	Dividend	$15,001 - $50,000	Cash/Market
	Transactions **Transaction Type** **Transaction Date** **Transaction Value**				
	(1). Buy (add'l) Jan 10, 2025 $15,000 or less				
10-P.	John Hancock Disciplined Value Mid-Cap I - JVMIX	$2,501 - $5,000	Dividend	$15,001 - $50,000	Cash/Market
10-Q.	Vanguard Equity Income Admiral - VEIRX	$2,501 - $5,000	Dividend	$15,001 - $50,000	Cash/Market
10-R.	DFA Municipal Real Return Portfolio - DMREX	$1,000 or less	Dividend	$15,000 or less	Cash/Market
10-S.	T. Rowe Price Tax-Free Shrt-Interm I - TTSIX	$1,000 or less	Dividend	$15,001 - $50,000	Cash/Market

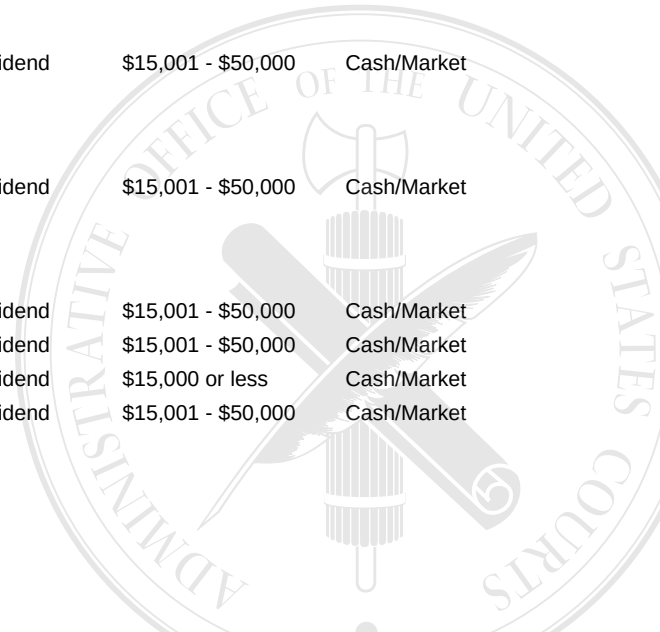

	DESCRIPTION	INCOME AMOUNT	INCOME TYPE	GROSS VALUE	VALUE METHOD
	Transactions **Transaction Type** **Transaction Date** **Transaction Value**				
	(1). Buy (add'l) Jan 10, 2025 $15,000 or less				
10-T.	T. Rowe Price International Stock I - PRIUX	$1,000 or less	Dividend	$15,000 or less	Cash/Market
10-U.	T. Rowe Price Summit Municipal Intrm I - PRTMX	$1,000 or less	Dividend	$15,000 or less	Cash/Market
	Transactions **Transaction Type** **Transaction Date** **Transaction Value**				
	(1). Buy (add'l) Jan 10, 2025 $15,000 or less				
10-V.	Dodge & Cox Intl Stock Fund - DODFX	$1,000 or less	Dividend	$15,000 or less	Cash/Market
10-W.	Vanguard High-Yield Corporate Admiral - VWEAX	$1,001 - $2,500	Dividend	$15,001 - $50,000	Cash/Market
	Transactions **Transaction Type** **Transaction Date** **Transaction Value**				
	(1). Buy (add'l) Jan 10, 2025 $15,000 or less				
10-X.	Victory Tax Intermedite-Term Ins - UITIX	$1,000 or less	Dividend	$15,001 - $50,000	Cash/Market
	Transactions **Transaction Type** **Transaction Date** **Transaction Value**				
	(1). Buy (add'l) Jan 10, 2025 $15,000 or less				
10-Y.	Vanguard International Growth Fund Admiral - VWILX	$1,001 - $2,500	Dividend	$15,001 - $50,000	Cash/Market
10-Z.	Dodge & Cox Stock Fund - DODGX	$1,001 - $2,500	Dividend	$15,000 or less	Cash/Market
10-AA.	PRIMECAP Odyssey Aggressive Growth - POAGX	$2,501 - $5,000	Dividend	$15,001 - $50,000	Cash/Market
10-AB.	Fidelity Cash Fund FID: CASH	$1,000 or less	Dividend	$15,000 or less	Cash/Market
10-AC.	Fidelty Government Cash Reserves - FDRXX	$1,000 or less	Dividend	$15,001 - $50,000	Cash/Market
10-AD.	Fidelity Cash Fund - FCASH	$1,000 or less	Dividend	$15,000 or less	Cash/Market
11.	**(H) PMA IRA I**				
11-A.	PMA DFA Investment Grade Insitutional Class - DFAPX	$1,000 or less	Dividend	$15,001 - $50,000	Cash/Market
	Transactions **Transaction Type** **Transaction Date** **Transaction Value**				
	(1). Buy Nov 7, 2025 $15,001 - $50,000				
11-B.	PMA Victory Portfolios III Intermediate Term Bond R6 - URIBX	$1,000 or less	Dividend	$15,001 - $50,000	Cash/Market
	Transactions **Transaction Type** **Transaction Date** **Transaction Value**				
	(1). Buy (add'l) Nov 7, 2025 $15,001 - $50,000				
11-C.	PMA: Vanguard High Yield Corporate Adm - VWEAX	$1,001 - $2,500	Dividend	$15,001 - $50,000	Cash/Market
11-D.	Vanguard Extended Market Index Adm - VEXAX	$1,000 or less	Dividend	$15,001 - $50,000	Cash/Market
	Transactions **Transaction Type** **Transaction Date** **Transaction Value**				
	(1). Distributed (part) Jan 8, 2025 $15,000 or less				
	(2). Sold (part) Jul 2, 2025 $15,000 or less				
11-E.	PMA: Vanguard 500 Index Adm - VFIAX	$1,001 - $2,500	Dividend	$100,001 - $250,000	Cash/Market
	Transactions **Transaction Type** **Transaction Date** **Transaction Value**				
	(1). Distributed (part) Jan 8, 2025 $15,000 or less				
11-F.	PMA: Vanguard Inter-Term Inv Grade Adm - VFIDX	$5,001 - $15,000	Dividend	$100,001 - $250,000	Cash/Market
	Transactions **Transaction Type** **Transaction Date** **Transaction Value**				
	(1). Buy (add'l) May 15, 2025 $15,001 - $50,000				
	(2). Sold (part) Nov 7, 2025 $15,001 - $50,000				
11-G.	PMA: MetWest Intermediate Bond I - MWIIX	$1,001 - $2,500	Dividend		
	Transactions **Transaction Type** **Transaction Date** **Transaction Value**				
	(1). Sold Jul 2, 2025 $15,000 or less				
11-H.	PMA: Jensen Funds Qty Cl Y - JENYX	$5,001 - $15,000	Dividend	$15,001 - $50,000	Cash/Market
11-I.	PMA Baird Core Plus Bond Instl - BCOIX	$2,501 - $5,000	Dividend	$100,001 - $250,000	Cash/Market

ADMINISTRATIVE OFFICE OF THE UNITED STATES COURTS

	DESCRIPTION	INCOME AMOUNT	INCOME TYPE	GROSS VALUE	VALUE METHOD
	Transactions **Transaction Type** **Transaction Date** **Transaction Value**				
	(1). Buy (add'l) May 15, 2025 $15,001 - $50,000				
	(2). Buy (add'l) Jul 2, 2025 $15,000 or less				
	(3). Sold (part) Nov 7, 2025 $15,001 - $50,000				
11-J.	PMA JH Disciplined Value Mid Cap I - JVMIX	$1,001 - $2,500	Dividend	$15,001 - $50,000	Cash/Market
11-K.	PMA: Vanguard Growth Index Adm - VIGAX	$1,000 or less	Dividend	$50,001 - $100,000	Cash/Market
	Transactions **Transaction Type** **Transaction Date** **Transaction Value**				
	(1). Distributed (part) Jan 8, 2025 $15,000 or less				
11-L.	PMA: Vanguard Short Term Inv Grade Adm - VFSUX	$5,001 - $15,000	Dividend	$100,001 - $250,000	Cash/Market
	Transactions **Transaction Type** **Transaction Date** **Transaction Value**				
	(1). Distributed (part) Jan 8, 2025 $15,000 or less				
	(2). Buy (add'l) Jul 2, 2025 $15,000 or less				
11-M.	PMA DFA International Core Equity Instl - DFIEX	$1,001 - $2,500	Dividend	$50,001 - $100,000	Cash/Market
11-N.	PMA: Victory Portfolios URSBX	$2,501 - $5,000	Dividend	$50,001 - $100,000	Cash/Market
	Transactions **Transaction Type** **Transaction Date** **Transaction Value**				
	(1). Distributed (part) Jan 8, 2025 $15,000 or less				
	(2). Buy (add'l) Jul 2, 2025 $15,000 or less				
11-O.	PMA: Janus Enterprise- JDMNX	$1,001 - $2,500	Dividend	$15,001 - $50,000	Cash/Market
	Transactions **Transaction Type** **Transaction Date** **Transaction Value**				
	(1). Sold (part) Feb 10, 2025 $15,000 or less				
	(2). Buy (add'l) Jul 2, 2025 $15,000 or less				
11-P.	PMA Dodge & Cox Intl Stock Fund - DODFX	$1,000 or less	Dividend	$15,000 or less	Cash/Market
	Transactions **Transaction Type** **Transaction Date** **Transaction Value**				
	(1). Sold (part) Jul 2, 2025 $15,000 or less				
11-Q.	PMA DFA Intl Small Company Instl - DFISX	$1,000 or less	Dividend	$15,001 - $50,000	Cash/Market
	Transactions **Transaction Type** **Transaction Date** **Transaction Value**				
	(1). Sold (part) Jul 2, 2025 $15,000 or less				
11-R.	PMA Vanguard PRIMECAP Admiral - VPMAX	$2,501 - $5,000	Dividend	$15,001 - $50,000	Cash/Market
	Transactions **Transaction Type** **Transaction Date** **Transaction Value**				
	(1). Buy Feb 10, 2025 $15,000 or less				
	(2). Buy (add'l) Jul 2, 2025 $15,000 or less				
11-S.	PMA T. Rowe Price Intl Stock I - PRIUX	$1,001 - $2,500	Dividend	$15,000 or less	Cash/Market
11-T.	PMA Dodge & Cox Stock Fund - DODGX	$1,001 - $2,500	Dividend	$15,001 - $50,000	Cash/Market
11-U.	PMA: Vanguard Total Intl Stock Index Adm - VTIAX	$1,001 - $2,500	Dividend	$50,001 - $100,000	Cash/Market
11-V.	PMA TRowe Price Small Cap Value I - PRVIX	$1,000 or less	Dividend	$15,000 or less	Cash/Market
	Transactions **Transaction Type** **Transaction Date** **Transaction Value**				
	(1). Buy (add'l) Feb 10, 2025 $15,000 or less				
11-W.	PMA Vanguard Equity Income Adm - VEIRX	$2,501 - $5,000	Dividend	$15,001 - $50,000	Cash/Market
11-X.	PMA Metropolitan West High Yield Bond I - MWHIX	$1,001 - $2,500	Dividend	$15,001 - $50,000	Cash/Market
11-Y.	PMA AQR Large Cap Defensive Style Fund Class I - AUEIX	$2,501 - $5,000	Dividend	$15,001 - $50,000	Cash/Market
11-Z.	PMA Primecap Odyssey Aggrissive Growth - POAGX	$1,001 - $2,500	Dividend		
	Transactions **Transaction Type** **Transaction Date** **Transaction Value**				
	(1). Sold Feb 10, 2025 $15,000 or less				
11-AA.	PMA: Fidelity Govt Cash Reserves - FDRXX	$1,000 or less	Dividend	$15,001 - $50,000	Cash/Market
11-AB.	PMA Vanguard Int'l Growth Fund Adm - VWILX	$1,001 - $2,500	Dividend	$15,001 - $50,000	Cash/Market
11-AC.	PMA Vanguar Mid Cap Value Index Adm - VMVAX	$1,000 or less	Dividend	$15,001 - $50,000	Cash/Market
11-AD.	PMA Vanguard Value Index Adm - VVIAX	$1,000 or less	Dividend	$15,001 - $50,000	Cash/Market

ADMINISTRATIVE OFFICE OF THE UNITED STATES COURTS

	DESCRIPTION	INCOME AMOUNT	INCOME TYPE	GROSS VALUE	VALUE METHOD
11-AE.	PMA Fidelity Cash Fund - FID:CASH	$1,000 or less	Dividend	$15,000 or less	Cash/Market
11-AF.	PMA: Harbor Cap App. Retirement - HNACX	$5,001 - $15,000	Dividend	$15,001 - $50,000	Cash/Market

Transactions	Transaction Type	Transaction Date	Transaction Value
(1).	Distributed (part)	Jan 8, 2025	$15,000 or less

11-AG.	PMA: Vanguard Windsor Admiral - VWNAX	$1,001 - $2,500	Dividend	$15,000 or less	Cash/Market
11-AH.	PMA T. Rowe Price Small-Cap Stock I - OTIIX	$1,000 or less	Dividend		

Transactions	Transaction Type	Transaction Date	Transaction Value
(1).	Sold	Jul 2, 2025	$15,000 or less

12.	**(H) PMA IRA II**				
12-A.	Fidelity Cash Fund - FID:CASH	$1,000 or less	Dividend	$15,000 or less	Cash/Market
12-B.	T. Rowe Price Small-Cap Value I - PRVIX	$2,501 - $5,000	Dividend	$15,001 - $50,000	Cash/Market

Transactions	Transaction Type	Transaction Date	Transaction Value
(1).	Buy	Mar 6, 2025	$15,001 - $50,000
(2).	Sold (part)	Jul 1, 2025	$15,001 - $50,000

12-C.	T. Rowe Price International Stock I - PRIUX	$1,001 - $2,500	Dividend	$15,001 - $50,000	Cash/Market

Transactions	Transaction Type	Transaction Date	Transaction Value
(1).	Buy	Mar 6, 2025	$15,001 - $50,000

12-D.	Vanguard Windsor II Admiral - VWNAX	$2,501 - $5,000	Dividend	$15,001 - $50,000	Cash/Market

Transactions	Transaction Type	Transaction Date	Transaction Value
(1).	Buy	Mar 6, 2025	$15,001 - $50,000

12-E.	Dodgs & Cox Intl Stock Fund - DODFX	$1,001 - $2,500	Dividend	$15,001 - $50,000	Cash/Market

Transactions	Transaction Type	Transaction Date	Transaction Value
(1).	Buy	Mar 6, 2025	$15,001 - $50,000

12-F.	Janus Enterprise N - JDMNX	$2,501 - $5,000	Dividend	$15,001 - $50,000	Cash/Market
12-G.	DFA Intl Small Company Instl - DFISX	$1,001 - $2,500	Dividend	$15,001 - $50,000	Cash/Market

Transactions	Transaction Type	Transaction Date	Transaction Value
(1).	Buy	Mar 6, 2025	$15,001 - $50,000

12-H.	AQR Large Cap Defensive Style Fund Clas I - AUEIX	$5,001 - $15,000	Dividend	$15,001 - $50,000	Cash/Market

Transactions	Transaction Type	Transaction Date	Transaction Value
(1).	Buy	Mar 6, 2025	$50,001 - $100,000

12-I.	Dodge & Cox Stock Fund - DODGX	$5,001 - $15,000	Dividend	$50,001 - $100,000	Cash/Market

Transactions	Transaction Type	Transaction Date	Transaction Value
(1).	Buy	Mar 6, 2025	$50,001 - $100,000

12-J.	Jensen Funds Qty Growth CI Y - JENYX	$15,001 - $50,000	Dividend	$50,001 - $100,000	Cash/Market

Transactions	Transaction Type	Transaction Date	Transaction Value
(1).	Buy	Mar 6, 2025	$50,001 - $100,000

12-K.	Vanguard International Growth Fund Admiral - VWILX	$2,501 - $5,000	Dividend	$50,001 - $100,000	Cash/Market

Transactions	Transaction Type	Transaction Date	Transaction Value
(1).	Buy	Mar 6, 2025	$50,001 - $100,000

12-L.	Metropolitan West High Yield Bond I - MWHIX	$2,501 - $5,000	Dividend	$50,001 - $100,000	Cash/Market

Transactions	Transaction Type	Transaction Date	Transaction Value
(1).	Buy	Mar 6, 2025	$50,001 - $100,000

12-M.	DFA Investment Grade Institutional Class - DFAPX	$1,001 - $2,500	Dividend	$50,001 - $100,000	Cash/Market

Transactions	Transaction Type	Transaction Date	Transaction Value
(1).	Buy	Oct 31, 2025	$50,001 - $100,000

ADMINISTRATIVE OFFICE OF THE UNITED STATES COURTS

	DESCRIPTION	INCOME AMOUNT	INCOME TYPE	GROSS VALUE	VALUE METHOD
12-N.	Vanguard PRIMECAP Admiral - VPMAX	$5,001 - $15,000	Dividend	$50,001 - $100,000	Cash/Market

Transactions	Transaction Type	Transaction Date	Transaction Value
(1).	Buy	Mar 6, 2025	$15,001 - $50,000
(2).	Buy (add'l)	Jul 1, 2025	$15,001 - $50,000

12-O.	Victory Portfolios III Interm Term Bond R6 - URIBX	$1,000 or less	Dividend	$50,001 - $100,000	Cash/Market

Transactions	Transaction Type	Transaction Date	Transaction Value
(1).	Buy	Oct 31, 2025	$50,001 - $100,000

12-P.	Vanguard High-Yield Corporate Admiral - VWEAX	$2,501 - $5,000	Dividend	$50,001 - $100,000	Cash/Market

Transactions	Transaction Type	Transaction Date	Transaction Value
(1).	Buy	Mar 6, 2025	$50,001 - $100,000

12-Q.	John Hancock Disciplined Value Mid-Cap I - JVMIX	$5,001 - $15,000	Dividend	$50,001 - $100,000	Cash/Market

Transactions	Transaction Type	Transaction Date	Transaction Value
(1).	Buy	Mar 6, 2025	$50,001 - $100,000

12-R.	Vanguard Mid Cap Value Index Adm - VMVAX	$1,001 - $2,500	Dividend	$50,001 - $100,000	Cash/Market

Transactions	Transaction Type	Transaction Date	Transaction Value
(1).	Buy	Mar 6, 2025	$50,001 - $100,000

12-S.	Vanguard Equity Income Admiral - VEIRX	$5,001 - $15,000	Dividend	$50,001 - $100,000	Cash/Market

Transactions	Transaction Type	Transaction Date	Transaction Value
(1).	Buy	Mar 6, 2025	$50,001 - $100,000

12-T.	Vanguard Value Index Adm - VVIAX	$1,001 - $2,500	Dividend	$50,001 - $100,000	Cash/Market

Transactions	Transaction Type	Transaction Date	Transaction Value
(1).	Buy	Mar 6, 2025	$50,001 - $100,000

12-U.	Harbor Capital Appreciation Retirement - HNACX	$5,001 - $15,000	Dividend	$100,001 - $250,000	Cash/Market

Transactions	Transaction Type	Transaction Date	Transaction Value
(1).	Buy	Mar 6, 2025	$100,001 - $250,000
(2).	Sold (part)	Jul 1, 2025	$15,000 or less

12-V.	Vanguard Extended Market Index Admiral - VEXAX	$1,001 - $2,500	Dividend	$100,001 - $250,000	Cash/Market

Transactions	Transaction Type	Transaction Date	Transaction Value
(1).	Buy	Mar 6, 2025	$100,001 - $250,000
(2).	Sold (part)	Jul 1, 2025	$15,001 - $50,000

12-W.	Fidelity Government Cash Reserves FDRXX	$1,001 - $2,500	Dividend	$100,001 - $250,000	Cash/Market
12-X.	Vanguard Total Intl Stock Index Adm - VTIAX	$2,501 - $5,000	Dividend	$100,001 - $250,000	Cash/Market

Transactions	Transaction Type	Transaction Date	Transaction Value
(1).	Buy	Mar 6, 2025	$100,001 - $250,000

12-Y.	DFA International Core Equity Instl - DFIEX	$2,501 - $5,000	Dividend	$100,001 - $250,000	Cash/Market

Transactions	Transaction Type	Transaction Date	Transaction Value
(1).	Buy	Mar 6, 2025	$100,001 - $250,000

12-Z.	Vanguard Growth Index Admiral - VIGAX	$1,000 or less	Dividend	$100,001 - $250,000	Cash/Market

Transactions	Transaction Type	Transaction Date	Transaction Value
(1).	Buy	Mar 6, 2025	$100,001 - $250,000
(2).	Sold (part)	Jul 1, 2025	$15,000 or less

12-AA.	Victory Portfolios III Short Term Bond R6 - URSBX	$5,001 - $15,000	Dividend	$100,001 - $250,000	Cash/Market

Transactions	Transaction Type	Transaction Date	Transaction Value
(1).	Buy	Mar 6, 2025	$100,001 - $250,000
(2).	Buy (add'l)	Jul 1, 2025	$15,000 or less

12-AB.	Baird Core Plus Bond Instl - BCOIX	$5,001 - $15,000	Dividend	$250,001 - $500,000	Cash/Market

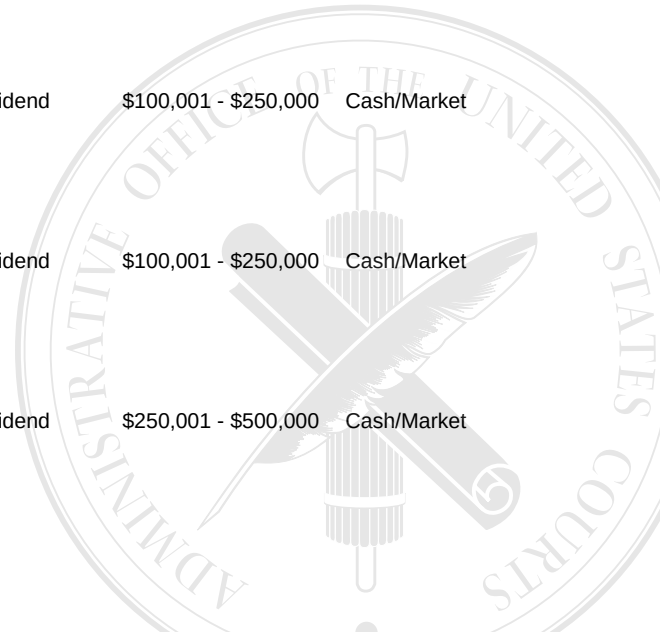

	DESCRIPTION	INCOME AMOUNT	INCOME TYPE	GROSS VALUE	VALUE METHOD

Transactions	Transaction Type	Transaction Date	Transaction Value
(1).	Buy	Mar 6, 2025	$250,001 - $500,000
(2).	Buy (add'l)	May 15, 2025	$50,001 - $100,000
(3).	Buy (add'l)	Jul 1, 2025	$15,000 or less
(4).	Sold (part)	Oct 31, 2025	$50,001 - $100,000

12-AC.	Vanguard Inter-Term Inv Grade Adm - VFIDX	$5,001 - $15,000	Dividend	$250,001 - $500,000	Cash/Market

Transactions	Transaction Type	Transaction Date	Transaction Value
(1).	Buy	Mar 6, 2025	$250,001 - $500,000
(2).	Buy (add'l)	May 15, 2025	$50,001 - $100,000
(3).	Buy (add'l)	Jul 1, 2025	$15,000 or less
(4).	Sold (part)	Oct 31, 2025	$50,001 - $100,000

12-AD.	Vanguard 500 Index Adm - VFIAX	$2,501 - $5,000	Dividend	$250,001 - $500,000	Cash/Market

Transactions	Transaction Type	Transaction Date	Transaction Value
(1).	Buy	Mar 6, 2025	$250,001 - $500,000
(2).	Sold (part)	Oct 31, 2025	$15,000 or less

12-AE.	Vanguard Short-Term Inv Grade Admiral - VSUX	$15,001 - $50,000	Dividend	$250,001 - $500,000	Cash/Market

Transactions	Transaction Type	Transaction Date	Transaction Value
(1).	Buy	Mar 6, 2025	$250,001 - $500,000
(2).	Buy (add'l)	Jul 1, 2025	$15,001 - $50,000
(3).	Buy (add'l)	Oct 31, 2025	$15,000 or less

13.	**(H) Oppenheimer (see VIII 6)**				
13-A.	Nationwide Peak Fixed Indexed Annuity S&P 500 Index (See VIII 7)	$1,000 or less	Dividend	$500,001 - $1,000,000	Cash/Market
13-B.	Oppenheimer Ancora/Thelen Small Mid Cap - AATIX (IRA)	$1,000 or less	Dividend	$15,000 or less	Cash/Market

Transactions	Transaction Type	Transaction Date	Transaction Value
(1).	Buy (add'l)	Jan 3, 2025	$15,000 or less
(2).	Sold (part)	Dec 8, 2025	$15,000 or less

13-C.	Oppenheimer: Advantage Bank Deposits in various banks - ABDXX (IRA)	$1,000 or less	Interest	$15,000 or less	Cash/Market
13-D.	Oppenheimer Cullen International High Dividend Class I FD -CIHIX (IRA)	$1,000 or less	Dividend	$15,000 or less	Cash/Market

Transactions	Transaction Type	Transaction Date	Transaction Value
(1).	Sold (part)	Dec 5, 2025	$15,000 or less

13-E.	Oppenheimer Cullen Enhanced Equity Income FD Class I - ENHNX (IRA)	$1,000 or less	Dividend	$15,000 or less	Cash/Market

Transactions	Transaction Type	Transaction Date	Transaction Value
(1).	Sold (part)	Dec 5, 2025	$15,000 or less

13-F.	Oppenheimer Genter Dividend Income Fund - GDIIX (IRA)	$1,000 or less	Dividend	$15,000 or less	Cash/Market

Transactions	Transaction Type	Transaction Date	Transaction Value
(1).	Buy (add'l)	Jan 3, 2025	$15,000 or less
(2).	Sold (part)	Dec 5, 2025	$15,000 or less

13-G.	Oppenheimer Kinetics Paradigm Adv C - KNPYX (IRA)	$1,000 or less	Dividend	$15,001 - $50,000	Cash/Market

Transactions	Transaction Type	Transaction Date	Transaction Value
(1).	Sold (part)	Jan 3, 2025	$15,000 or less
(2).	Sold (part)	Dec 5, 2025	$15,000 or less

13-H.	Oppenheimer Merger Institutional Fund - MERIX (IRA)	$1,000 or less	Dividend	$15,000 or less	Cash/Market

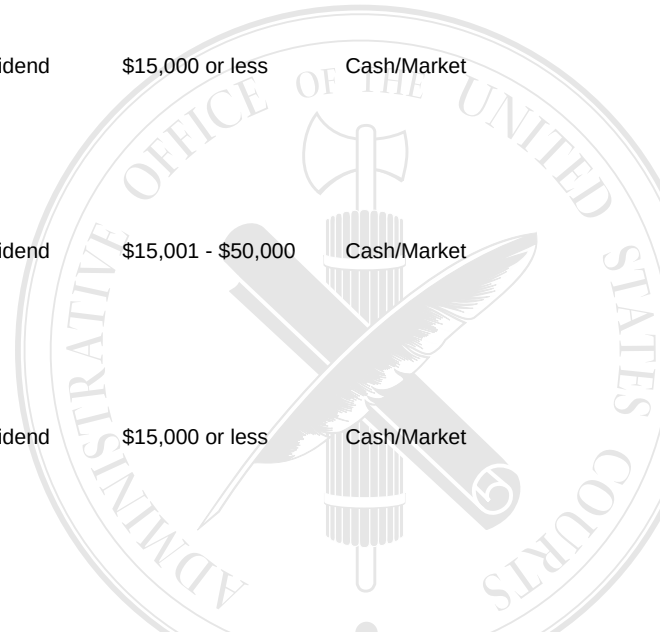

	DESCRIPTION	INCOME AMOUNT	INCOME TYPE	GROSS VALUE	VALUE METHOD
	Transactions **Transaction Type** **Transaction Date** **Transaction Value**				
	(1). Buy (add'l) Jan 3, 2025 $15,000 or less				
	(2). Sold (part) Dec 5, 2025 $15,000 or less				
13-I.	Oppenheimer Madison Investors Fund Class Y - MINVX (IRA)	$1,000 or less	Dividend	$15,000 or less	Cash/Market
	Transactions **Transaction Type** **Transaction Date** **Transaction Value**				
	(1). Sold (part) Dec 8, 2025 $15,000 or less				
13-J.	Oppenheimer Nuveen Real Asset Income Fund Class I - NRIIX (IRA)	$1,000 or less	Dividend	$15,000 or less	Cash/Market
	Transactions **Transaction Type** **Transaction Date** **Transaction Value**				
	(1). Sold (part) Dec 8, 2025 $15,000 or less				
13-K.	Oppenheimer Polen Growth Fund Inst'l Class - POLIX (IRA)	$1,000 or less	Dividend	$15,000 or less	Cash/Market
	Transactions **Transaction Type** **Transaction Date** **Transaction Value**				
	(1). Sold (part) Dec 5, 2025 $15,000 or less				
13-L.	Oppenheimer Riverbridge Growth Fd Instl - RIVBX (IRA)	$1,000 or less	Dividend	$15,000 or less	Cash/Market
	Transactions **Transaction Type** **Transaction Date** **Transaction Value**				
	(1). Sold (part) Dec 5, 2025 $15,000 or less				

VIII. Additional Information or Explanations

	ADDITIONAL INFORMATION OR EXPLANATION
1.	Fidelity 401K as used in Section VII refers to a 401K account maintained by Fidelity Investments consisting of investments identified in that section. A partial distribution was taken before the account was closed in March 2025. The remaining funds were used to open a new IRA with PMA, which is reflected in the report as PMA IRA II.
2.	PMA as used in Section VII refers to Prudential Management Associates, which maintains managed asset portfolios (individual and IRA) consisting of investments identified in that section.
3.	Fidelity Cash Fund (FID:CASH) reflects certain dividend payments before they are swept into the Fidelity Government Cash Reserves Money Market Fund, another asset separately disclosed in this Report.
4.	Fidelity Government Cash Reserves Money Market Fund (FDRXX) are money market funds that would be the subject of multiple minimal purchases and sales during the course of the year, total year end value reflected in report.
5.	Fidelity Cash Fund (FCASH) an interest-bearing cash position that holds uninvested cash in a brokerage account. It represents the account's available cash balance and earns interest until the funds are invested or withdrawn.
6.	Oppenheimer as used in Section VII refers to Oppenheimer & Co. Inc., which maintains brokerage accounts (individual and IRA) consisting of investments identified in that section.
7.	Nationwide Fixed Annuity was incorrectly reported as Oppenheimer Fixed Annuity on the 2024 report.