Annual, 2025

Financial Disclosure Report (AO Form 10)

Filer's Information
Baylson, Michael M.
U.S. District Court - Pennsylvania Eastern
Senior District Judge

I certify that all information given above (including information pertaining to my spouse and minor or dependent children, if any) is accurate, true, and complete to the best of my knowledge and belief, and that any information not reported was withheld because it met applicable statutory provisions permitting non-disclosure.

I further certify that earned income from outside employment and honoraria and the acceptance of gifts which have been reported are in compliance with the provisions of 5 U.S.C. Â§ 13141 et. seq., 5 U.S.C. Â§ 7353, and Judicial Conference regulations.

/s/ Baylson, Michael M. [electronically signed on Sep 10, 2026 2:12pm by Baylson, Michael M. in JEFS]
/s/ Baylson, Michael M. [electronically signed on Aug 6, 2026 2:30pm by Baylson, Michael M. in JEFS]

I. Positions

I do not have any Positions to report
No entries in this section

II. Agreements

I do not have any Agreements to report
No entries in this section

III A. Filer Non-Investment Income

I do not have any Filer Non-Investment Income to report
No entries in this section

III B. Spouse Non-Investment Income

	SOURCE	DESCRIPTION	HONORARIUM	HONORARIUM AMOUNT	HONORARIUM DATE
1.	Jefferson Health System	Wages as a physician for Jefferson Health System		$0.00	

IV. Reimbursements

I do not have any Reimbursements to report
No entries in this section

V. Gifts

I do not have any Gifts to report
No entries in this section

VI. Liabilities

I do not have any Liabilities to report
No entries in this section

VII. Investments and Trusts

	DESCRIPTION	INCOME AMOUNT	INCOME TYPE	GROSS VALUE	VALUE METHOD
1.	**(H) IRA**				
2.	**US Treasury Bond 2.375%**	$1,000 or less	Interest	$15,000 or less	Cash/Market

Transactions	Transaction Type	Transaction Date	Transaction Value
(1).	Sold (part)	Apr 24, 2025	$15,000 or less
(2).	Sold (part)	Jul 16, 2025	$15,000 or less
(3).	Sold (part)	Aug 29, 2025	$15,000 or less
(4).	Buy (add'l)	Dec 4, 2025	$15,000 or less

3.	**US Treasury Bond 2.875%**	$1,000 or less	Interest	$15,001 - $50,000	Cash/Market

Transactions	Transaction Type	Transaction Date	Transaction Value
(1).	Sold (part)	Jan 22, 2025	$15,000 or less
(2).	Buy (add'l)	Apr 8, 2025	$15,000 or less

4.	**US Treasury Note 3.625%**		None		

Transactions	Transaction Type	Transaction Date	Transaction Value
(1).	Sold	Feb 25, 2025	$15,000 or less

5.	**US Treaury Note 3.375%**		None		

Transactions	Transaction Type	Transaction Date	Transaction Value
(1).	Sold	Feb 5, 2025	$15,000 or less

6.	**JH Managed Grade Corp**	$1,000 or less	Interest	$50,001 - $100,000	Cash/Market
7.	**JH Managed Inv Grd CP BD**	$1,000 or less	Interest	$50,001 - $100,000	Cash/Market

Transactions	Transaction Type	Transaction Date	Transaction Value
(1).	Sold (part)	Apr 9, 2025	$15,000 or less

8.	**JH Managed Securitized Dbt**	$1,000 or less	Interest	$15,001 - $50,000	Cash/Market

Transactions	Transaction Type	Transaction Date	Transaction Value
(1).	Buy (add'l)	Dec 24, 2025	$15,000 or less

9.	**Federated Hermes govt**	$1,000 or less	Interest	$15,000 or less	Cash/Market



	DESCRIPTION	INCOME AMOUNT	INCOME TYPE	GROSS VALUE	VALUE METHOD

Transactions	Transaction Type	Transaction Date	Transaction Value
(1).	Sold (part)	Mar 19, 2025	$15,000 or less
(2).	Sold (part)	Jun 27, 2025	$15,000 or less

10.	**fhlmc sd 3.25% 2052**	$1,000 or less	Interest	$50,001 - $100,000	Cash/Market
11.	**fhlmc 4.5% 2053**	$1,000 or less	Interest	$15,000 or less	Cash/Market
12.	**dominion energy**	$1,000 or less	Dividend	$15,000 or less	Cash/Market
13.	**morgan stanley**	$1,000 or less	Dividend	$15,000 or less	Cash/Market

Transactions	Transaction Type	Transaction Date	Transaction Value
(1).	Sold (part)	Jan 6, 2025	$15,000 or less

14.	**goldman sachs group**	$1,000 or less	Dividend	$15,000 or less	Cash/Market
15.	**wells fargo & co**	$1,000 or less	Dividend	$15,000 or less	Cash/Market
16.	**jp morgan and chase co**	$1,000 or less	Dividend	$15,000 or less	Cash/Market

Transactions	Transaction Type	Transaction Date	Transaction Value
(1).	Sold (part)	Jan 6, 2025	$15,000 or less

17.	**affiliated mgrs grp 5.875%**	$1,000 or less	Interest	$15,000 or less	Cash/Market
18.	**affiliated mgrs grp 4.75%**	$1,000 or less	Interest	$15,000 or less	Cash/Market
19.	**allstate corp 4.75% None**	$1,000 or less	Interest	$15,000 or less	Cash/Market
20.	**allstate corp 7.375%**	$1,000 or less	Interest	$15,000 or less	Cash/Market
21.	**american finl grp 4.5%**	$1,000 or less	Interest	$15,000 or less	Cash/Market
22.	**americam finl grp 5.875%**	$1,000 or less	Interest	$15,000 or less	Cash/Market
23.	**arch capital group ltd 4.55%**	$1,000 or less	Interest	$15,000 or less	Cash/Market
24.	**arch capital group ltd 5.45%**	$1,000 or less	Interest	$15,000 or less	Cash/Market
25.	**at&t preferred stock 5.0%**	$1,000 or less	Dividend	$15,000 or less	Cash/Market
26.	**at&t preferred stock 4.75%**	$1,000 or less	Dividend	$15,000 or less	Cash/Market
27.	**at&t inc 5.35%**	$1,000 or less	Interest	$15,000 or less	Cash/Market
28.	**capital one fincl corp 5.0%**	$1,000 or less	Interest	$15,000 or less	Cash/Market
29.	**capital one fncl corp 4.8%**	$1,000 or less	Interest	$15,000 or less	Cash/Market
30.	**charles schwab corp 4.45%**	$1,000 or less	Interest	$15,000 or less	Cash/Market
31.	**citizens fincl group inc 5.00%**	$1,000 or less	Interest	$15,000 or less	Cash/Market
32.	**cms energy corp 5.625%**	$1,000 or less	Interest	$15,000 or less	Cash/Market

	DESCRIPTION	INCOME AMOUNT	INCOME TYPE	GROSS VALUE	VALUE METHOD
33.	**cms energy corp 5.875%**	$1,000 or less	Interest	$15,000 or less	Cash/Market
34.	**digital realty trust 5.2% None**	$1,000 or less	Interest	$15,000 or less	Cash/Market
35.	**dte energy co 5.25%**	$1,000 or less	Interest	$15,000 or less	Cash/Market
36.	**dte energy co 4.375%**	$1,000 or less	Interest	$15,000 or less	Cash/Market
37.	**duke energy corp 5.625%**	$1,000 or less	Interest	$15,000 or less	Cash/Market
38.	**duek energy corp 5.75%**	$1,000 or less	Interest	$15,000 or less	Cash/Market
39.	**entergy arkansas llc 4.875%**	$1,000 or less	Interest	$15,000 or less	Cash/Market
40.	**entergy louisiana ll 4.875%**	$1,000 or less	Interest	$15,000 or less	Cash/Market
41.	**equitable holdings inc 4.3%**	$1,000 or less	Interest	$15,000 or less	Cash/Market
42.	**fifth third bancorp 6.625%**	$1,000 or less	Interest	$15,000 or less	Cash/Market
43.	**fifth third bankcorp 4.95%**	$1,000 or less	Interest	$15,000 or less	Cash/Market
44.	**georgia power co 5.0%**	$1,000 or less	Interest		

Transactions	Transaction Type	Transaction Date	Transaction Value
(1).	Sold	Sep 3, 2025	$15,000 or less

45.	**globe life inc 4.25%**	$1,000 or less	Interest	$15,000 or less	Cash/Market
46.	**goldman sachs group inc new money ser d**	$1,000 or less	Interest	$15,000 or less	Cash/Market
47.	**huntington banchares 6.875%**	$1,000 or less	Interest	$15,000 or less	Cash/Market
48.	**huntingdon bancshares 4.5%**	$1,000 or less	Interest	$15,000 or less	Cash/Market
49.	**jp morgan chase & co 5.75%**	$1,000 or less	Interest	$15,000 or less	Cash/Market
50.	**jp morgan chase &co 4.75%**	$1,000 or less	Interest	$15,000 or less	Cash/Market
51.	**jp morgan chase & co 4.55%**	$1,000 or less	Interest	$15,000 or less	Cash/Market
52.	**jp morgan chase & co 4.2%**	$1,000 or less	Interest	$15,000 or less	Cash/Market
53.	**jp morgan chase & co 6.0%**	$1,000 or less	Interest	$15,000 or less	Cash/Market
54.	**keycorp 5.625%**	$1,000 or less	Interest	$15,000 or less	Cash/Market
55.	**keycorp 6.2%**	$1,000 or less	Interest	$15,000 or less	Cash/Market
56.	**keycorp fxd-fltg rate 6.125%**	$1,000 or less	Interest	$15,000 or less	Cash/Market
57.	**kimco realty corp 5.25%**	$1,000 or less	Interest	$15,000 or less	Cash/Market
58.	**m&t bank corp 5.786%**	$1,000 or less	Interest	$15,000 or less	Cash/Market



	DESCRIPTION	INCOME AMOUNT	INCOME TYPE	GROSS VALUE	VALUE METHOD
59.	**metlife inc 4.75%**	$1,000 or less	Interest	$15,000 or less	Cash/Market
60.	**morgan stanley 6.5%**	$1,000 or less	Interest	$15,000 or less	Cash/Market
61.	**morgan stanley 6.433%**	$1,000 or less	Interest	$15,000 or less	Cash/Market
62.	**morgan stanley 7.079%**	$1,000 or less	Interest	$15,000 or less	Cash/Market
63.	**morgan stanley 6.036%**	$1,000 or less	Interest	$15,000 or less	Cash/Market
64.	**morgan stanley 7.125%**	$1,000 or less	Interest	$15,000 or less	Cash/Market
65.	**morgan stanley 4.875%**	$1,000 or less	Interest	$15,000 or less	Cash/Market
66.	**morgan stanley 6.875%**	$1,000 or less	Interest	$15,000 or less	Cash/Market
67.	**morgan stanley 4.25%**	$1,000 or less	Interest	$15,000 or less	Cash/Market
68.	**nextera energy cap 5.65%**	$1,000 or less	Interest	$15,000 or less	Cash/Market
69.	**northern trust corp 4.7%**	$1,000 or less	Interest	$15,000 or less	Cash/Market
70.	**prudential financial inc 4.125%**	$1,000 or less	Interest	$15,000 or less	Cash/Market
71.	**prudential financail inc 5.95%**	$1,000 or less	Interest	$15,000 or less	Cash/Market
72.	**prudential financial inc 5.625%**	$1,000 or less	Interest	$15,000 or less	Cash/Market
73.	**public storage 4.875%**	$1,000 or less	Interest	$15,000 or less	Cash/Market
74.	**public storage 4.7%**	$1,000 or less	Interest	$15,000 or less	Cash/Market
75.	**public storgage 4.75%**	$1,000 or less	Interest	$15,000 or less	Cash/Market
76.	**public storage 4.125%**	$1,000 or less	Interest	$15,000 or less	Cash/Market
77.	**public storage ser p 4.0%**	$1,000 or less	Interest	$15,000 or less	Cash/Market
78.	**public storage ser r 4.0%**	$1,000 or less	Interest	$15,000 or less	Cash/Market
79.	**public storage 5.05%**	$1,000 or less	Interest	$15,000 or less	Cash/Market
80.	**publc storage 5.15%**	$1,000 or less	Interest	$15,000 or less	Cash/Market
81.	**public storage 5.6%**	$1,000 or less	Interest	$15,000 or less	Cash/Market
82.	**regions fincl corp 6.914%**	$1,000 or less	Interest	$15,000 or less	Cash/Market
83.	**regions fincl corp 6.687% None**	$1,000 or less	Interest	$15,000 or less	Cash/Market
84.	**reinsurance grp of amer 7.125%**	$1,000 or less	Interest	$15,000 or less	Cash/Market
85.	**renaissancere hldgs ltd 4.2%**	$1,000 or less	Interest	$15,000 or less	Cash/Market



	DESCRIPTION	INCOME AMOUNT	INCOME TYPE	GROSS VALUE	VALUE METHOD
86.	**southern co 5.25%**	$1,000 or less	Interest	$15,000 or less	Cash/Market
87.	**spire inc 5.9%**	$1,000 or less	Interest	$15,000 or less	Cash/Market
88.	**stifel financial corp 5.2%**	$1,000 or less	Interest	$15,000 or less	Cash/Market
89.	**stifel financial corp 6.125%**	$1,000 or less	Interest	$15,000 or less	Cash/Market
90.	**stilfel financial corp 4.5%**	$1,000 or less	Interest	$15,000 or less	Cash/Market
91.	**that allstate corp 5.1%**	$1,000 or less	Interest	$15,000 or less	Cash/Market
92.	**the southern co 4.95%**	$1,000 or less	Interest	$15,000 or less	Cash/Market
93.	**truist financial corp 4.75%**	$1,000 or less	Interest	$15,000 or less	Cash/Market
94.	**u.s. bancorp 4.0%**	$1,000 or less	Interest	$15,000 or less	Cash/Market
95.	**u.s. bancorp 3.75%**	$1,000 or less	Interest	$15,000 or less	Cash/Market
96.	**u.s. bancorp 5.5%**	$1,000 or less	Interest	$15,000 or less	Cash/Market
97.	**u.s. bancorp 4.5%**	$1,000 or less	Interest	$15,000 or less	Cash/Market
98.	**u.s. bancorp sr b 7.4%**	$1,000 or less	Interest	$15,000 or less	Cash/Market
99.	**voya finanical inc 5.35%**	$1,000 or less	Interest	$15,000 or less	Cash/Market
100.	**w.r. berkley corp 5.1%**	$1,000 or less	Interest	$15,000 or less	Cash/Market
101.	**w.r. berkley corp 4.125%**	$1,000 or less	Interest	$15,000 or less	Cash/Market
102.	**webster financial corp 5.25%**	$1,000 or less	Interest	$15,000 or less	Cash/Market
103.	**wells fargo & co 4.7%**	$1,000 or less	Interest	$15,000 or less	Cash/Market
104.	**wells fargo & co 5.625%**	$1,000 or less	Interest	$15,000 or less	Cash/Market
105.	**wells fargo & co 6.625%**	$1,000 or less	Interest	$15,000 or less	Cash/Market
106.	**ansys inc**	$1,000 or less	Dividend		

Transactions	Transaction Type	Transaction Date	Transaction Value
(1).	Sold	Jul 18, 2025	$15,000 or less

107.	**akamai technologies inc**	$1,000 or less	Dividend	$15,000 or less	Cash/Market
108.	**albany intl crp new cl a**	$1,000 or less	Dividend	$15,000 or less	Cash/Market
109.	**ablemarle corp**	$1,000 or less	Dividend	$15,000 or less	Cash/Market
110.	**altria group**	$1,000 or less	Dividend	$15,000 or less	Cash/Market
111.	**archrock inc**	$1,000 or less	Dividend	$15,000 or less	Cash/Market



	DESCRIPTION	INCOME AMOUNT	INCOME TYPE	GROSS VALUE	VALUE METHOD
112.	**arrow electronics**	$1,000 or less	Dividend	$15,000 or less	Cash/Market
113.	**at&t inc**	$1,000 or less	Dividend	$15,000 or less	Cash/Market
114.	**bce inc**	$1,000 or less	Dividend	$15,000 or less	Cash/Market

Transactions	Transaction Type	Transaction Date	Transaction Value
(1).	Buy (add'l)	Jan 6, 2025	$15,000 or less
(2).	Sold (part)	Mar 19, 2025	$15,000 or less

115.	**bio rad labs cl a**	$1,000 or less	Dividend	$15,000 or less	Cash/Market
116.	**borg warner inc**	$1,000 or less	Dividend	$15,000 or less	Cash/Market
117.	**box inc**	$1,000 or less	Dividend	$15,000 or less	Cash/Market
118.	**bradcom inc**	$1,000 or less	Dividend	$15,000 or less	Cash/Market

Transactions	Transaction Type	Transaction Date	Transaction Value
(1).	Sold (part)	Jan 6, 2025	$15,000 or less
(2).	Sold (part)	Dec 10, 2025	$15,000 or less

119.	**cabot corp**	$1,000 or less	Dividend	$15,000 or less	Cash/Market
120.	**cbre group inc**	$1,000 or less	Dividend	$15,000 or less	Cash/Market

Transactions	Transaction Type	Transaction Date	Transaction Value
(1).	Sold (part)	Mar 19, 2025	$15,000 or less

121.	**centene corp**	$1,000 or less	Dividend	$15,000 or less	Cash/Market
122.	**cf inds hldgs inc**	$1,000 or less	Dividend	$15,000 or less	Cash/Market
123.	**charles river labs intl**	$1,000 or less	Dividend	$15,000 or less	Cash/Market
124.	**chubb ltd**	$1,000 or less	Dividend	$15,000 or less	Cash/Market
125.	**cirrus logic inc**	$1,000 or less	Dividend	$15,000 or less	Cash/Market
126.	**cisco systems inc**	$1,000 or less	Dividend	$15,000 or less	Cash/Market
127.	**citigroup inc**	$1,000 or less	Dividend	$15,000 or less	Cash/Market
128.	**conmed corp**	$1,000 or less	Dividend	$15,000 or less	Cash/Market
129.	**copt defense properties**	$1,000 or less	Dividend	$15,000 or less	Cash/Market
130.	**crown castle inc**	$1,000 or less	Dividend	$15,000 or less	Cash/Market
131.	**d r horton inc**	$1,000 or less	Dividend	$15,000 or less	Cash/Market
132.	**darden restaurants**	$1,000 or less	Dividend	$15,000 or less	Cash/Market
133.	**diageo plc**	$1,000 or less	Dividend	$15,000 or less	Cash/Market
134.	**diodes inco**		None		



	DESCRIPTION	INCOME AMOUNT	INCOME TYPE	GROSS VALUE	VALUE METHOD
	Transactions **Transaction Type** **Transaction Date** **Transaction Value**				
	(1). Sold Jan 30, 2025 $15,000 or less				
135.	**dow inc**	$1,000 or less	Dividend	$15,000 or less	Cash/Market
136.	**duke energy corp**	$1,000 or less	Dividend	$15,000 or less	Cash/Market
137.	**eastman chemical co**	$1,000 or less	Dividend	$15,000 or less	Cash/Market
138.	**firstcash hldgs inc**	$1,000 or less	Dividend	$15,000 or less	Cash/Market
139.	**formcfactor inc**	$1,000 or less	Dividend	$15,000 or less	Cash/Market
140.	**gatx corporation**	$1,000 or less	Dividend	$15,000 or less	Cash/Market
141.	**genl dynamics corp**	$1,000 or less	Dividend	$15,000 or less	Cash/Market
142.	**genuine parts co**	$1,000 or less	Dividend	$15,000 or less	Cash/Market
	Transactions **Transaction Type** **Transaction Date** **Transaction Value**				
	(1). Buy (add'l) Jan 6, 2025 $15,000 or less				
143.	**healthpeak pptys inco**	$1,000 or less	Dividend	$15,000 or less	Cash/Market
144.	**hexcel corp**	$1,000 or less	Dividend	$15,000 or less	Cash/Market
145.	**hologic inc**	$1,000 or less	Dividend	$15,000 or less	Cash/Market
146.	**houlihan lokey inc**	$1,000 or less	Dividend	$15,000 or less	Cash/Market
147.	**huntgdon ingalls inds**	$1,000 or less	Dividend	$15,000 or less	Cash/Market
	Transactions **Transaction Type** **Transaction Date** **Transaction Value**				
	(1). Buy (add'l) Jan 22, 2025 $15,000 or less				
148.	**insperity inc**	$1,000 or less	Dividend	$15,000 or less	Cash/Market
149.	**johnson and johnson inc**	$1,000 or less	Dividend	$15,000 or less	Cash/Market
	Transactions **Transaction Type** **Transaction Date** **Transaction Value**				
	(1). Buy (add'l) Jan 6, 2025 $15,000 or less				
150.	**johnson contriols inter**	$1,000 or less	Dividend	$15,000 or less	Cash/Market
	Transactions **Transaction Type** **Transaction Date** **Transaction Value**				
	(1). Sold (part) Jan 6, 2025 $15,000 or less				
151.	**jp morgan chase & co**	$1,000 or less	Dividend	$15,000 or less	Cash/Market
152.	**kenvue inc**		None		
	Transactions **Transaction Type** **Transaction Date** **Transaction Value**				
	(1). Sold Jun 27, 2025 $15,000 or less				
153.	**lowes companies inc**	$1,000 or less	Dividend	$15,000 or less	Cash/Market



	DESCRIPTION	INCOME AMOUNT	INCOME TYPE	GROSS VALUE	VALUE METHOD
	Transactions **Transaction Type** **Transaction Date** **Transaction Value**				
	(1). Buy (add'l) Aug 15, 2025 $15,000 or less				
154.	**medtronic inc**	$1,000 or less	Dividend	$15,000 or less	Cash/Market
155.	**merck and co inc**	$1,000 or less	Dividend	$15,000 or less	Cash/Market
	Transactions **Transaction Type** **Transaction Date** **Transaction Value**				
	(1). Buy (add'l) Jan 6, 2025 $15,000 or less				
156.	**microsoft corp**	$1,000 or less	Dividend	$15,000 or less	Cash/Market
157.	**monolithic pwr systems**	$1,000 or less	Dividend	$15,000 or less	Cash/Market
	Transactions **Transaction Type** **Transaction Date** **Transaction Value**				
	(1). Sold (part) Oct 30, 2025 $15,000 or less				
158.	**moog inc**	$1,000 or less	Dividend	$15,000 or less	Cash/Market
159.	**morgan stanley**	$1,000 or less	Dividend	$15,000 or less	Cash/Market
160.	**myridad genetics inc**		None		
	Transactions **Transaction Type** **Transaction Date** **Transaction Value**				
	(1). Sold Apr 29, 2025 $15,000 or less				
161.	**nextera energy inc**	$1,000 or less	Dividend	$15,000 or less	Cash/Market
162.	**novartis adr**	$1,000 or less	Dividend	$15,000 or less	Cash/Market
	Transactions **Transaction Type** **Transaction Date** **Transaction Value**				
	(1). Buy (add'l) Jan 6, 2025 $15,000 or less				
163.	**on semiconductorcrp**	$1,000 or less	Dividend	$15,000 or less	Cash/Market
164.	**papa johns intl inc**	$1,000 or less	Dividend	$15,000 or less	Cash/Market
165.	**penn entertainment inc**	$1,000 or less	Dividend	$15,000 or less	Cash/Market
166.	**pfizer inc**	$1,000 or less	Dividend	$15,000 or less	Cash/Market
167.	**philip morris intl inc**	$1,000 or less	Dividend	$15,000 or less	Cash/Market
	Transactions **Transaction Type** **Transaction Date** **Transaction Value**				
	(1). Sold (part) Mar 19, 2025 $15,000 or less				
168.	**pnc financial services inc**	$1,000 or less	Dividend	$15,000 or less	Cash/Market
169.	**qiagen vn reg**	$1,000 or less	Dividend	$15,000 or less	Cash/Market
170.	**raymond james finl inc**	$1,000 or less	Dividend	$15,000 or less	Cash/Market
171.	**reinsurance group america**	$1,000 or less	Dividend	$15,000 or less	Cash/Market
172.	**republic services inc**	$1,000 or less	Dividend	$15,000 or less	Cash/Market



	DESCRIPTION	INCOME AMOUNT	INCOME TYPE	GROSS VALUE	VALUE METHOD
173.	**rtx corp**	$1,000 or less	Dividend	$15,000 or less	Cash/Market
174.	**ryder system inc**	$1,000 or less	Dividend	$15,000 or less	Cash/Market
175.	**sba communications corp**	$1,000 or less	Dividend	$15,000 or less	Cash/Market
176.	**siemens ag**	$1,000 or less	Dividend	$15,000 or less	Cash/Market

Transactions	Transaction Type	Transaction Date	Transaction Value
(1).	Sold (part)	Mar 19, 2025	$15,000 or less
(2).	Buy (add'l)	Jun 27, 2025	$15,000 or less

177.	**smith a o corp**	$1,000 or less	Dividend	$15,000 or less	Cash/Market
178.	**snap on inc**	$1,000 or less	Dividend	$15,000 or less	Cash/Market
179.	**sonoco products co**	$1,000 or less	Dividend	$15,000 or less	Cash/Market
180.	**stericycle inc**		None		

Transactions	Transaction Type	Transaction Date	Transaction Value
(1).	Sold	Jan 1, 2025	$15,000 or less

181.	**target corp**	$1,000 or less	Dividend	$15,000 or less	Cash/Market
182.	**teledyne tech**	$1,000 or less	Dividend	$15,000 or less	Cash/Market
183.	**travelers cos inc**	$1,000 or less	Dividend	$15,000 or less	Cash/Market
184.	**truist financial corp**	$1,000 or less	Dividend	$15,000 or less	Cash/Market

Transactions	Transaction Type	Transaction Date	Transaction Value
(1).	Buy (add'l)	Aug 15, 2025	$15,000 or less

185.	**unilever plc**	$1,000 or less	Dividend	$15,000 or less	Cash/Market
186.	**untied parcel svc**	$1,000 or less	Dividend	$15,000 or less	Cash/Market
187.	**vici pptys inc**	$1,000 or less	Dividend	$15,000 or less	Cash/Market
188.	**webster finl cp**	$1,000 or less	Dividend	$15,000 or less	Cash/Market
189.	**wec energy group inc**	$1,000 or less	Dividend	$15,000 or less	Cash/Market
190.	**woodward inc**	$1,000 or less	Dividend	$15,000 or less	Cash/Market
191.	**dimension u.s. core**	$1,000 or less	Dividend	$250,001 - $500,000	Cash/Market

Transactions	Transaction Type	Transaction Date	Transaction Value
(1).	Sold (part)	Jan 6, 2025	$15,000 or less
(2).	Sold (part)	Mar 28, 2025	$15,000 or less

192.	**dimenstional u.s. high**	$1,000 or less	Dividend	$50,001 - $100,000	Cash/Market

Transactions	Transaction Type	Transaction Date	Transaction Value
(1).	Sold (part)	Mar 28, 2025	$15,000 or less

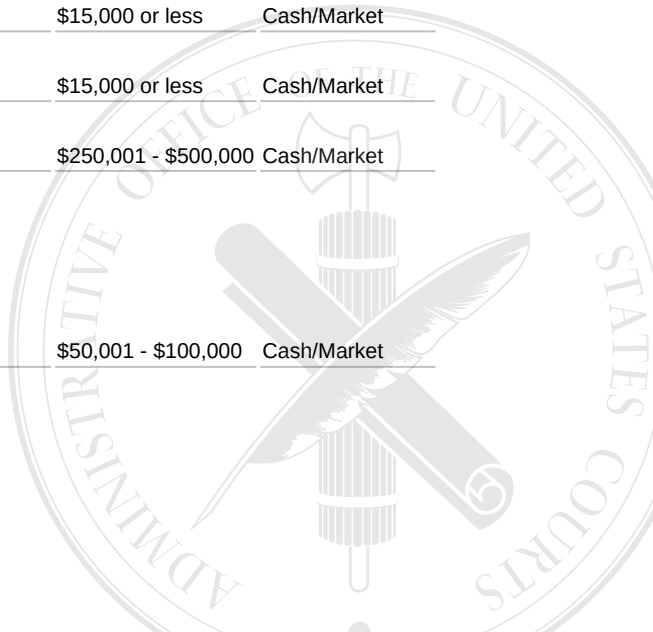

	DESCRIPTION	INCOME AMOUNT	INCOME TYPE	GROSS VALUE	VALUE METHOD
193.	**dimensional us small cap**	$1,000 or less	Dividend	$50,001 - $100,000	Cash/Market

Transactions	Transaction Type	Transaction Date	Transaction Value
(1).	Sold (part)	Jan 6, 2025	$15,000 or less
(2).	Sold (part)	Mar 28, 2025	$15,000 or less

194.	**dimensional intl core**	$1,000 or less	Dividend	$50,001 - $100,000	Cash/Market

Transactions	Transaction Type	Transaction Date	Transaction Value
(1).	Sold (part)	Mar 19, 2025	$15,000 or less
(2).	Sold (part)	Jun 27, 2025	$15,000 or less
(3).	Sold (part)	Sep 30, 2025	$15,000 or less

195.	**dinenstional intl high**	$1,000 or less	Dividend	$15,001 - $50,000	Cash/Market
196.	**dinensional intl small**	$1,000 or less	Dividend	$15,001 - $50,000	Cash/Market

Transactions	Transaction Type	Transaction Date	Transaction Value
(1).	Sold (part)	Mar 19, 2025	$15,000 or less
(2).	Sold (part)	Sep 30, 2025	$15,000 or less

197.	**dinensional emerging markets value**	$1,000 or less	Dividend	$15,000 or less	Cash/Market
198.	**dimensional emerging markets high value**	$1,000 or less	Dividend	$15,000 or less	Cash/Market
199.	**dimensional emerging markets core equity**	$1,000 or less	Dividend	$15,001 - $50,000	Cash/Market
200.	**principal capital**	$1,000 or less	Dividend	$50,001 - $100,000	Cash/Market

Transactions	Transaction Type	Transaction Date	Transaction Value
(1).	Sold (part)	Jun 18, 2025	$15,000 or less
(2).	Sold (part)	Aug 14, 2025	$15,000 or less
(3).	Sold (part)	Sep 30, 2025	$15,000 or less

201.	**u.s. treasury bill zero %**		None		

Transactions	Transaction Type	Transaction Date	Transaction Value
(1).	Sold	Jan 1, 2025	$15,000 or less

202.	**ishares russell 1000 growth**	$1,000 or less	Dividend	$100,001 - $250,000	Cash/Market
203.	**us bancorp**	$1,000 or less	Dividend	$15,000 or less	Cash/Market
204.	**adobe inc**		None		

Transactions	Transaction Type	Transaction Date	Transaction Value
(1).	Sold	Mar 10, 2025	$15,000 or less

205.	**nvida**		None		

Transactions	Transaction Type	Transaction Date	Transaction Value
(1).	Sold	Mar 10, 2025	$15,000 or less

206.	**super micro computer inc**		None		

Transactions	Transaction Type	Transaction Date	Transaction Value
(1).	Sold	Mar 10, 2025	$15,000 or less



	DESCRIPTION	INCOME AMOUNT	INCOME TYPE	GROSS VALUE	VALUE METHOD
207.	**synopsys**	$1,000 or less	Dividend	$15,000 or less	Cash/Market

Transactions	Transaction Type	Transaction Date	Transaction Value
(1).	Sold (part)	Mar 10, 2025	$15,000 or less

208.	**vertiv hodg co**		None		

Transactions	Transaction Type	Transaction Date	Transaction Value
(1).	Sold	Mar 10, 2025	$15,000 or less

209.	**us treasury note .0375% nov 30 2025**	$1,000 or less	Interest	$100,001 - $250,000	Cash/Market

Transactions	Transaction Type	Transaction Date	Transaction Value
(1).	Sold (part)	Dec 1, 2025	$100,001 - $250,000

210.	**bxp inc (formerly boston pptys)**	$1,000 or less	Dividend	$15,000 or less	Cash/Market
211.	**middleby corp**	$1,000 or less	Dividend	$15,000 or less	Cash/Market
212.	**qualcomm inc**	$1,000 or less	Dividend	$15,000 or less	Cash/Market

Transactions	Transaction Type	Transaction Date	Transaction Value
(1).	Buy (add'l)	Aug 11, 2025	$15,000 or less

213.	**valmont industries**	$1,000 or less	Dividend	$15,000 or less	Cash/Market
214.	**wex inc**	$1,000 or less	Dividend	$15,000 or less	Cash/Market
215.	**wintrust finl cp ill com**	$1,000 or less	Dividend	$15,000 or less	Cash/Market
216.	**us treasury note 3.375%**	$1,000 or less	Interest	$15,000 or less	Cash/Market
217.	**us treasury note 3.625%**	$1,000 or less	Interest	$15,000 or less	Cash/Market
218.	**us treasury note 4.25%**	$1,000 or less	Interest	$15,000 or less	Cash/Market

Transactions	Transaction Type	Transaction Date	Transaction Value
(1).	Sold (part)	Feb 5, 2025	$15,000 or less
(2).	Sold (part)	Mar 20, 2025	$15,000 or less
(3).	Sold (part)	Apr 24, 2025	$15,000 or less
(4).	Buy (add'l)	Jul 16, 2025	$15,001 - $50,000
(5).	Sold (part)	Aug 13, 2025	$15,000 or less
(6).	Sold (part)	Oct 17, 2025	$15,000 or less
(7).	Sold (part)	Nov 14, 2025	$15,000 or less

219.	**fhlmc sd 1087 03 50%2025**	$1,000 or less	Interest	$15,000 or less	Cash/Market
220.	**fnma pfs5452 03 50%2052**	$1,000 or less	Interest	$15,000 or less	Cash/Market
221.	**fhlmc sd 8226 0350%2052**	$1,000 or less	Interest	$15,000 or less	Cash/Market
222.	**fhlmc sd 8257 04 50%2052**	$1,000 or less	Interest	$15,000 or less	Cash/Market
223.	**fnma pma5070 04 50%2053**	$1,000 or less	Interest	$15,000 or less	Cash/Market
224.	**oracle corp**	$1,000 or less	Dividend	$15,000 or less	Cash/Market



	DESCRIPTION	INCOME AMOUNT	INCOME TYPE	GROSS VALUE	VALUE METHOD
225.	**amgen inc**	$1,000 or less	Dividend	$15,000 or less	Cash/Market

Transactions	Transaction Type	Transaction Date	Transaction Value
(1).	Buy (add'l)	Mar 18, 2025	$15,000 or less

226.	**t-mobile usa inc**		None		

Transactions	Transaction Type	Transaction Date	Transaction Value
(1).	Buy (add'l)	Mar 18, 2025	$15,000 or less
(2).	Sold	Apr 24, 2025	$15,000 or less

227.	**assurant inc**	$1,000 or less	Dividend	$15,000 or less	Cash/Market
228.	**citizens fincl group**	$1,000 or less	Dividend	$15,000 or less	Cash/Market
229.	**corebridge fincl inc**	$1,000 or less	Dividend	$15,000 or less	Cash/Market
230.	**m&t bank corp**	$1,000 or less	Dividend	$15,000 or less	Cash/Market
231.	**morgan stanley 6.625%**	$1,000 or less	Interest	$15,000 or less	Cash/Market
232.	**public storage4.625%**	$1,000 or less	Interest	$15,000 or less	Cash/Market
233.	**regions financial corp 6.95%**	$1,000 or less	Interest	$15,000 or less	Cash/Market
234.	**wells fargo & co 4.75%**	$1,000 or less	Interest	$15,000 or less	Cash/Market
235.	**(H)**				
236.	**Bank of America**	$1,001 - $2,500	Dividend	$50,001 - $100,000	Cash/Market
237.	**BP Plc Sponsored DR**		None		

Transactions	Transaction Type	Transaction Date	Transaction Value
(1).	Sold	Dec 12, 2025	$15,000 or less

238.	**Conoco Phillips**		None		

Transactions	Transaction Type	Transaction Date	Transaction Value
(1).	Sold	Aug 21, 2025	$15,000 or less

239.	**Excelon Corp**	$1,001 - $2,500	Dividend	$50,001 - $100,000	Cash/Market
240.	**Fidelity National Information Services**		None		

Transactions	Transaction Type	Transaction Date	Transaction Value
(1).	Sold	Sep 9, 2025	$15,000 or less

241.	**GE Aerospace (formerly General Electric Co.)**		None		

Transactions	Transaction Type	Transaction Date	Transaction Value
(1).	Sold	Nov 10, 2025	$15,001 - $50,000

242.	**JP Morgan Chase & Co.**	$5,001 - $15,000	Dividend	$250,001 - $500,000	Cash/Market
243.	**Phillips 66**		None		



	DESCRIPTION	INCOME AMOUNT	INCOME TYPE	GROSS VALUE	VALUE METHOD

Transactions	Transaction Type	Transaction Date	Transaction Value
(1).	Sold	Aug 27, 2025	$15,001 - $50,000

244. **Constellation Energy Corp** — None

Transactions	Transaction Type	Transaction Date	Transaction Value
(1).	Sold	Sep 3, 2025	$15,001 - $50,000

245. **GE Healthcare Technologies** — $1,000 or less — Dividend — $15,000 or less — Cash/Market

246. **Internation Business Machines** — $5,001 - $15,000 — Dividend — $250,001 - $500,000 — Cash/Market

247. **Kyndryl holdings incorpT** — None

Transactions	Transaction Type	Transaction Date	Transaction Value
(1).	Sold	Sep 16, 2025	$15,000 or less

248. **verizon communications** — $15,001 - $50,000 — Dividend — $100,001 - $250,000 — Cash/Market

249. **lucid groupT** — None

Transactions	Transaction Type	Transaction Date	Transaction Value
(1).	Sold	Dec 12, 2025	$15,000 or less

250. **solid pwr incT** — None — $15,000 or less — Cash/Market

251. **(H) First IRA R/O - Michael**

252. **Invesco s&P 500** — $5,001 - $15,000 — Interest — $100,001 - $250,000 — Cash/Market

253. **us treasury bill zero%** — None

Transactions	Transaction Type	Transaction Date	Transaction Value
(1).	Sold	Jan 2, 2025	$15,000 or less

254. **us treasury bond 2.375%** — None

Transactions	Transaction Type	Transaction Date	Transaction Value
(1).	Sold (part)	Apr 24, 2025	$15,000 or less
(2).	Sold	Jul 16, 2025	$15,000 or less

255. **us treasury bond 2.875%** — None

Transactions	Transaction Type	Transaction Date	Transaction Value
(1).	Sold	Apr 18, 2025	$15,000 or less

256. **us treasury note 3.375%** — None

Transactions	Transaction Type	Transaction Date	Transaction Value
(1).	Sold	Feb 5, 2025	$15,000 or less

257. **us treasury note 3.375%** — None

Transactions	Transaction Type	Transaction Date	Transaction Value
(1).	Sold	Feb 5, 2025	$15,000 or less

258. **us treasury note 3.625%** — None

ADMINISTRATIVE OFFICE OF THE UNITED STATES COURTS

	DESCRIPTION	INCOME AMOUNT	INCOME TYPE	GROSS VALUE	VALUE METHOD

Transactions	Transaction Type	Transaction Date	Transaction Value
(1).	Sold (part)	Feb 25, 2025	$15,000 or less
(2).	Sold	Jul 16, 2025	$15,000 or less

259. **dimensional us core equity 2 etf** | $1,001 - $2,500 | Dividend | $50,001 - $100,000 | Cash/Market

Transactions	Transaction Type	Transaction Date	Transaction Value
(1).	Sold (part)	Jan 6, 2025	$15,000 or less
(2).	Sold (part)	Mar 27, 2025	$15,001 - $50,000

260. **dimensional us high profitability etf** | $1,000 or less | Dividend | $15,001 - $50,000 | Cash/Market

Transactions	Transaction Type	Transaction Date	Transaction Value
(1).	Sold (part)	Mar 27, 2025	$15,000 or less

261. **dimensional us small cap** | $1,000 or less | Dividend | $15,001 - $50,000 | Cash/Market

Transactions	Transaction Type	Transaction Date	Transaction Value
(1).	Sold (part)	Mar 27, 2025	$15,000 or less

262. **dimensional intl core** | $1,000 or less | Dividend | $15,001 - $50,000 | Cash/Market

Transactions	Transaction Type	Transaction Date	Transaction Value
(1).	Sold (part)	Mar 18, 2025	$15,000 or less

263. **dimensional intl high** | $1,000 or less | Dividend | $15,000 or less | Cash/Market

Transactions	Transaction Type	Transaction Date	Transaction Value
(1).	Sold (part)	Mar 18, 2025	$15,000 or less

264. **dimensional intl small** | $1,000 or less | Dividend | $15,000 or less | Cash/Market

Transactions	Transaction Type	Transaction Date	Transaction Value
(1).	Sold (part)	Mar 18, 2025	$15,000 or less

265. **dimensional emerging markets high profit** | $1,000 or less | Dividend | $15,000 or less | Cash/Market

Transactions	Transaction Type	Transaction Date	Transaction Value
(1).	Sold (part)	Mar 18, 2025	$15,000 or less

266. **dimensional emerging markets core equity** | $1,000 or less | Dividend | $15,000 or less | Cash/Market

267. **jh managed acct grade corp bd** | | None | $100,001 - $250,000 | Cash/Market

268. **jh managed acct shs inv grd cp bd** | | None | $50,001 - $100,000 | Cash/Market

269. **jh managed acct securitize dbt pt cl sma fd** | $1,001 - $2,500 | Interest | $15,001 - $50,000 | Cash/Market

270. **dominion energy inc ser c 3.375%** | $1,000 or less | Interest | $15,000 or less | Cash/Market

271. **goldman sachs group glb var%** | $1,000 or less | Interest | $15,000 or less | Cash/Market

272. **amgen inc** | $1,000 or less | Interest | $15,000 or less | Cash/Market

Transactions	Transaction Type	Transaction Date	Transaction Value
(1).	Buy (add'l)	Mar 18, 2025	$15,000 or less

273. **jp morgan chase & co glb var** | $1,000 or less | Interest | $15,000 or less | Cash/Market

	DESCRIPTION	INCOME AMOUNT	INCOME TYPE	GROSS VALUE	VALUE METHOD

Transactions	Transaction Type	Transaction Date	Transaction Value
(1).	Buy (add'l)	Mar 18, 2025	$15,000 or less

274.	**wells fargo & co ser mtn var%**	$1,000 or less	Interest	$15,000 or less	Cash/Market
275.	**t mobile usa inc**	$1,000 or less	Interest	$15,000 or less	Cash/Market

Transactions	Transaction Type	Transaction Date	Transaction Value
(1).	Buy (add'l)	Mar 18, 2025	$15,000 or less
(2).	Sold (part)	Apr 24, 2025	$15,000 or less

276.	**oracle corp glb 4.9%$**	$1,000 or less	Interest	$15,000 or less	Cash/Market
277.	**morgan stanley glb var%1/21/33**	$1,000 or less	Interest	$15,000 or less	Cash/Market
278.	**fhlmc sd 8360 04 4.5%**	$1,000 or less	Interest	$50,001 - $100,000	Cash/Market
279.	**us treasury bond 2.375%**	$1,000 or less	Interest	$15,000 or less	Cash/Market
280.	**us treasury bond 2.875%**	$1,000 or less	Interest	$15,001 - $50,000	Cash/Market
281.	**us treasury note 3.625%**		None		

Transactions	Transaction Type	Transaction Date	Transaction Value
(1).	Sold	Jan 2, 2025	$15,000 or less

282.	**us treasury note 3.375%**	$1,000 or less	Interest	$15,000 or less	Cash/Market
283.	**fhlmc sd 8214 3.50%**	$1,000 or less	Interest	$50,001 - $100,000	Cash/Market
284.	**fhlmc sd 1087 3.5% 2052**	$1,000 or less	Interest	$15,000 or less	Cash/Market
285.	**fnma pfs5452 3 50% 2052**	$1,000 or less	Interest	$15,000 or less	Cash/Market
286.	**fhlmc sd 8257 04 50% 2052**	$1,000 or less	Interest	$15,000 or less	Cash/Market
287.	**fnma pma4782 03 50%2052**	$1,000 or less	Interest	$15,000 or less	Cash/Market
288.	**fnma pma 8264 04 50% 2053**	$1,000 or less	Interest	$15,000 or less	Cash/Market
289.	**fnma pma5070 04 50% 2053**	$1,000 or less	Interest	$15,000 or less	Cash/Market
290.	**ablemarle corp**	$1,000 or less	Dividend	$15,000 or less	Cash/Market
291.	**howmet aerospace inc None**	$1,000 or less	Dividend	$15,000 or less	Cash/Market
292.	**akamai technologiesT**		None	$15,000 or less	Cash/Market
293.	**ansys inc**		None		

Transactions	Transaction Type	Transaction Date	Transaction Value
(1).	Sold	Jul 18, 2025	$15,000 or less

294.	**albany int crp new cl a**	$1,000 or less	Dividend	$15,000 or less	Cash/Market
295.	**amazon incT**		None	$15,000 or less	Cash/Market

ADMINISTRATIVE OFFICE OF THE UNITED STATES COURTS

	DESCRIPTION	INCOME AMOUNT	INCOME TYPE	GROSS VALUE	VALUE METHOD
296.	**accenture plc**	$1,000 or less	Dividend	$15,000 or less	Cash/Market
297.	**prologis inc**	$1,000 or less	Dividend	$15,000 or less	Cash/Market
298.	**asml hldg nv ny reg**	$1,000 or less	Dividend	$15,000 or less	Cash/Market
299.	**abbott labs**	$1,000 or less	Dividend	$15,000 or less	Cash/Market
300.	**abbvie inc shs**	$1,000 or less	Dividend	$15,000 or less	Cash/Market
301.	**alphabet inc cl a**	$1,000 or less	Dividend	$15,000 or less	Cash/Market
302.	**amer expres company**	$1,000 or less	Dividend	$15,000 or less	Cash/Market
303.	**amphenol corp cl a**	$1,000 or less	Dividend	$15,000 or less	Cash/Market
304.	**analog devices inc**	$1,000 or less	Dividend	$15,000 or less	Cash/Market
305.	**aon plc reg shs None**	$1,000 or less	Dividend	$15,000 or less	Cash/Market
306.	**apollo global management**		None		

Transactions	Transaction Type	Transaction Date	Transaction Value
(1).	Sold	Apr 10, 2025	$15,000 or less

307.	**apple inc**	$1,000 or less	Dividend	$15,000 or less	Cash/Market

Transactions	Transaction Type	Transaction Date	Transaction Value
(1).	Sold (part)	Aug 7, 2025	$15,000 or less

308.	**archrock inc**	$1,000 or less	Dividend	$15,000 or less	Cash/Market
309.	**arrow electronicsT**		None	$15,000 or less	Cash/Market
310.	**atlassian corpT**		None		

Transactions	Transaction Type	Transaction Date	Transaction Value
(1).	Sold	Jul 17, 2025	$15,000 or less

311.	**bio rad labs cl aT**		None	$15,000 or less	Cash/Market
312.	**borg warner inc**	$1,000 or less	Dividend	$15,000 or less	Cash/Market
313.	**bxp inc. (formerly boston pptys inc)**	$1,000 or less	Dividend	$15,000 or less	Cash/Market
314.	**box incT**		None	$15,000 or less	Cash/Market
315.	**bio rad labs cl aT**		None	$15,000 or less	Cash/Market
316.	**boston scientific corpT**		None	$15,000 or less	Cash/Market
317.	**cigna group**	$1,000 or less	Dividend	$15,000 or less	Cash/Market
318.	**cabot corp None**	$1,000 or less	Dividend	$15,000 or less	Cash/Market



	DESCRIPTION	INCOME AMOUNT	INCOME TYPE	GROSS VALUE	VALUE METHOD
319.	**cadence design sysT**		None	$15,000 or less	Cash/Market

Transactions	Transaction Type	Transaction Date	Transaction Value
(1).	Sold (part)	Oct 30, 2025	$15,000 or less

320.	**copt defense properties**	$1,000 or less	Dividend	$15,000 or less	Cash/Market
321.	**charles river labs intlT**		None	$15,000 or less	Cash/Market
322.	**centene corpT**		None	$15,000 or less	Cash/Market
323.	**cf inds hldgs inc**	$1,000 or less	Dividend	$15,000 or less	Cash/Market
324.	**cbre group incT**		None	$15,000 or less	Cash/Market
325.	**citi group inc**	$1,000 or less	Dividend	$15,000 or less	Cash/Market
326.	**chubb ltd**	$1,000 or less	Dividend	$15,000 or less	Cash/Market
327.	**cirrus logic incT**		None	$15,000 or less	Cash/Market
328.	**conmed corp**	$1,000 or less	Dividend	$15,000 or less	Cash/Market
329.	**darden restaurants None**	$1,000 or less	Dividend	$15,000 or less	Cash/Market
330.	**diageo plc**	$1,000 or less	Dividend		

Transactions	Transaction Type	Transaction Date	Transaction Value
(1).	Sold	Apr 10, 2025	$15,000 or less

331.	**dominion energy**	$1,000 or less	Dividend	$15,000 or less	Cash/Market
332.	**duke energy corp**	$1,000 or less	Dividend	$15,000 or less	Cash/Market
333.	**dr horton inc**	$1,000 or less	Dividend	$15,000 or less	Cash/Market
334.	**danaher corp del**	$1,000 or less	Dividend		

Transactions	Transaction Type	Transaction Date	Transaction Value
(1).	Sold	Mar 20, 2025	$15,000 or less

335.	**diodes incT**	$1,000 or less	Dividend		

Transactions	Transaction Type	Transaction Date	Transaction Value
(1).	Sold	Feb 3, 2025	$15,000 or less

336.	**eastman chemical co**	$1,000 or less	Dividend	$15,000 or less	Cash/Market
337.	**eaton corp**	$1,000 or less	Dividend	$15,000 or less	Cash/Market

Transactions	Transaction Type	Transaction Date	Transaction Value
(1).	Sold (part)	Nov 13, 2025	$15,000 or less
(2).	Sold (part)	Dec 4, 2025	$15,000 or less

338.	**firstcash hldgs inc**	$1,000 or less	Dividend	$15,000 or less	Cash/Market
339.	**formfactor incT**		None	$15,000 or less	Cash/Market



	DESCRIPTION	INCOME AMOUNT	INCOME TYPE	GROSS VALUE	VALUE METHOD
340.	**meta platforms inc**	$1,000 or less	Dividend		

Transactions	Transaction Type	Transaction Date	Transaction Value
(1).	Sold	Nov 6, 2025	$15,000 or less

341.	**gartner incT**	$1,000 or less	Dividend		

Transactions	Transaction Type	Transaction Date	Transaction Value
(1).	Sold	Apr 3, 2025	$15,000 or less

342.	**gatx corporation**	$1,000 or less	Dividend	$15,000 or less	Cash/Market
343.	**ge aerospace**	$1,000 or less	Dividend	$15,000 or less	Cash/Market

Transactions	Transaction Type	Transaction Date	Transaction Value
(1).	Sold (part)	Jan 23, 2025	$15,000 or less

344.	**ge vernova llc**	$1,000 or less	Dividend	$15,000 or less	Cash/Market

Transactions	Transaction Type	Transaction Date	Transaction Value
(1).	Sold (part)	Sep 25, 2025	$15,000 or less
(2).	Sold (part)	Dec 18, 2025	$15,000 or less

345.	**genl dynamics corp None**	$1,000 or less	Dividend	$15,000 or less	Cash/Market
346.	**goldman sachs group inc**	$1,000 or less	Dividend	$15,000 or less	Cash/Market
347.	**guidewire software incT**		None	$15,000 or less	Cash/Market
348.	**hexcel corp**	$1,000 or less	Dividend	$15,000 or less	Cash/Market
349.	**huntington ingalls inds**	$1,000 or less	Dividend	$15,000 or less	Cash/Market
350.	**houlihan lokey inc**	$1,000 or less	Dividend	$15,000 or less	Cash/Market
351.	**hilton worldwide**	$1,000 or less	Dividend	$15,000 or less	Cash/Market
352.	**hologic incT**		None	$15,000 or less	Cash/Market
353.	**howmet aerospace inc**	$1,000 or less	Dividend		

Transactions	Transaction Type	Transaction Date	Transaction Value
(1).	Sold	Jan 30, 2025	$15,000 or less

354.	**illinois tool works inc**	$1,000 or less	Dividend	$15,000 or less	Cash/Market
355.	**insperity inc**	$1,000 or less	Dividend	$15,000 or less	Cash/Market
356.	**intuit inc**	$1,000 or less	Dividend		

Transactions	Transaction Type	Transaction Date	Transaction Value
(1).	Sold	Jan 23, 2025	$15,000 or less

357.	**jp morgan and chase co**	$1,000 or less	Dividend	$15,000 or less	Cash/Market
358.	**johnson & johnson**	$1,000 or less	Dividend	$15,000 or less	Cash/Market

	DESCRIPTION	INCOME AMOUNT	INCOME TYPE	GROSS VALUE	VALUE METHOD
359.	**kla corp**	$1,000 or less	Dividend	$15,000 or less	Cash/Market
360.	**kkr & co None**	$1,000 or less	Dividend	$15,000 or less	Cash/Market

Transactions	Transaction Type	Transaction Date	Transaction Value
(1).	Sold (part)	Oct 2, 2025	$15,000 or less

361.	**kenvue inc**	$1,000 or less	Dividend	$15,000 or less	Cash/Market

Transactions	Transaction Type	Transaction Date	Transaction Value
(1).	Sold (part)	Sep 24, 2025	$15,000 or less

362.	**linde plc**	$1,000 or less	Dividend		

Transactions	Transaction Type	Transaction Date	Transaction Value
(1).	Sold	Jul 17, 2025	$15,000 or less

363.	**lowe's companies**	$1,000 or less	Dividend	$15,000 or less	Cash/Market
364.	**myriad genetics incT**	$1,000 or less	Dividend		

Transactions	Transaction Type	Transaction Date	Transaction Value
(1).	Sold	Apr 29, 2025	$15,000 or less

365.	**morgan stanley**	$1,000 or less	Dividend	$15,000 or less	Cash/Market
366.	**marriott intl inc new a**	$1,000 or less	Dividend	$15,000 or less	Cash/Market
367.	**mckesson corporation**	$1,000 or less	Dividend	$15,000 or less	Cash/Market
368.	**monolithic pwr systems**	$1,000 or less	Dividend	$15,000 or less	Cash/Market
369.	**mastercard inc**	$1,000 or less	Dividend	$15,000 or less	Cash/Market
370.	**msci inc**	$1,000 or less	Dividend		

Transactions	Transaction Type	Transaction Date	Transaction Value
(1).	Sold	Oct 24, 2025	$15,000 or less

371.	**marsh & mclennan cos**	$1,000 or less	Dividend	$15,000 or less	Cash/Market
372.	**marvell tech inc**	$1,000 or less	Dividend	$15,000 or less	Cash/Market
373.	**microsoft corp**	$1,000 or less	Dividend	$15,001 - $50,000	Cash/Market

Transactions	Transaction Type	Transaction Date	Transaction Value
(1).	Sold (part)	Oct 24, 2025	$15,000 or less
(2).	Sold (part)	Dec 11, 2025	$15,000 or less

374.	**middleby corpT**		None	$15,000 or less	Cash/Market
375.	**mondelez international**	$1,000 or less	Dividend	$15,000 or less	Cash/Market
376.	**moog inc cl a**	$1,000 or less	Dividend	$15,000 or less	Cash/Market
377.	**nasdaq omx grp inc**	$1,000 or less	Dividend	$15,000 or less	Cash/Market



	DESCRIPTION	INCOME AMOUNT	INCOME TYPE	GROSS VALUE	VALUE METHOD
378.	**nvidia**	$1,000 or less	Dividend	$15,001 - $50,000	Cash/Market

Transactions	Transaction Type	Transaction Date	Transaction Value
(1).	Sold (part)	Mar 13, 2025	$15,000 or less
(2).	Sold (part)	Sep 25, 2025	$15,000 or less
(3).	Sold (part)	Oct 24, 2025	$15,000 or less

379.	**nxp semiconductors**	$1,000 or less	Dividend	$15,000 or less	Cash/Market
380.	**nestle sa rep rg**	$1,000 or less	Dividend		

Transactions	Transaction Type	Transaction Date	Transaction Value
(1).	Sold	Jun 6, 2025	$15,000 or less

381.	**on semiconductor crpT**		None	$15,000 or less	Cash/Market
382.	**papa johns intl inc**	$1,000 or less	Dividend	$15,000 or less	Cash/Market
383.	**penn entertainment incT**		None	$15,000 or less	Cash/Market
384.	**paccar inc**	$1,000 or less	Dividend	$15,000 or less	Cash/Market
385.	**pioneer natural res**	$1,000 or less	Dividend		

Transactions	Transaction Type	Transaction Date	Transaction Value
(1).	Sold	Jan 2, 2025	$15,000 or less

386.	**pepsico inc**	$1,000 or less	Dividend	$15,000 or less	Cash/Market

Transactions	Transaction Type	Transaction Date	Transaction Value
(1).	Sold (part)	Jul 16, 2025	$15,000 or less

387.	**pfizer inc**	$1,000 or less	Dividend		

Transactions	Transaction Type	Transaction Date	Transaction Value
(1).	Sold	Jul 23, 2025	$15,000 or less

388.	**philip morris intl inc**	$1,000 or less	Dividend	$15,000 or less	Cash/Market
389.	**quiagen nv reg shsT**	$1,000 or less	Dividend	$15,000 or less	Cash/Market
390.	**prologis inc**	$1,000 or less	Dividend	$15,000 or less	Cash/Market
391.	**progressive crp ohio**	$1,000 or less	Dividend	$15,000 or less	Cash/Market
392.	**raymond james finl inc**	$1,000 or less	Dividend	$15,000 or less	Cash/Market
393.	**republic services inc**	$1,000 or less	Dividend	$15,000 or less	Cash/Market
394.	**reinsurance group america**	$1,000 or less	Dividend	$15,000 or less	Cash/Market
395.	**rtx corp**	$1,000 or less	Dividend	$15,000 or less	Cash/Market
396.	**ryder system inc**	$1,000 or less	Dividend	$15,000 or less	Cash/Market
397.	**salesforce inc**	$1,000 or less	Dividend		



	DESCRIPTION	INCOME AMOUNT	INCOME TYPE	GROSS VALUE	VALUE METHOD
	Transactions **Transaction Type** **Transaction Date** **Transaction Value**				
	(1). Sold Jun 12, 2025 $15,000 or less				
398.	**spotify techT**		None	$15,000 or less	Cash/Market
	Transactions **Transaction Type** **Transaction Date** **Transaction Value**				
	(1). Sold (part) Jul 24, 2025 $15,000 or less				
399.	**spirit aerosystems hldgs**	$1,000 or less	Dividend		
	Transactions **Transaction Type** **Transaction Date** **Transaction Value**				
	(1). Sold Jan 2, 2025 $15,000 or less				
400.	**smith a o corp**	$1,000 or less	Dividend	$15,000 or less	Cash/Market
401.	**snap on inc**	$1,000 or less	Dividend	$15,000 or less	Cash/Market
402.	**sonoco products co**	$1,000 or less	Dividend	$15,000 or less	Cash/Market
403.	**sba communications corp**	$1,000 or less	Dividend	$15,000 or less	Cash/Market
404.	**wec energy group inc**	$1,000 or less	Dividend		
	Transactions **Transaction Type** **Transaction Date** **Transaction Value**				
	(1). Sold Oct 9, 2025 $15,000 or less				
405.	**southern company**	$1,000 or less	Dividend	$15,000 or less	Cash/Market
406.	**taiwan manufctring adr**	$1,000 or less	Dividend	$15,000 or less	Cash/Market
	Transactions **Transaction Type** **Transaction Date** **Transaction Value**				
	(1). Sold (part) Jan 30, 2025 $15,000 or less				
407.	**thermo fisher scientific**	$1,000 or less	Dividend	$15,000 or less	Cash/Market
408.	**trane technologies plc**	$1,000 or less	Dividend	$15,000 or less	Cash/Market
	Transactions **Transaction Type** **Transaction Date** **Transaction Value**				
	(1). Sold (part) Nov 13, 2025 $15,000 or less				
409.	**transunion**	$1,000 or less	Dividend		
	Transactions **Transaction Type** **Transaction Date** **Transaction Value**				
	(1). Sold Jul 31, 2025 $15,000 or less				
410.	**teledyne tech incT**		None	$15,000 or less	Cash/Market
411.	**target corp**	$1,000 or less	Dividend		
	Transactions **Transaction Type** **Transaction Date** **Transaction Value**				
	(1). Sold Jan 15, 2025 $15,000 or less				
412.	**union pacific corp None**	$1,000 or less	Dividend	$15,000 or less	Cash/Market
413.	**valmont industries**	$1,000 or less	Dividend	$15,000 or less	Cash/Market
414.	**visa inc**		None		



	DESCRIPTION	INCOME AMOUNT	INCOME TYPE	GROSS VALUE	VALUE METHOD
	Transactions **Transaction Type** **Transaction Date** **Transaction Value**				
	(1). Sold Aug 7, 2025 $15,000 or less				
415.	**vistra corp**		None		
	Transactions **Transaction Type** **Transaction Date** **Transaction Value**				
	(1). Sold May 1, 2025 $15,000 or less				
416.	**verisk analytics inc**	$1,000 or less	Dividend		
	Transactions **Transaction Type** **Transaction Date** **Transaction Value**				
	(1). Sold Aug 7, 2025 $15,000 or less				
417.	**webster finl cp**	$1,000 or less	Dividend	$15,000 or less	Cash/Market
418.	**wex incT**		None	$15,000 or less	Cash/Market
419.	**woodward inc**	$1,000 or less	Dividend	$15,000 or less	Cash/Market
420.	**wintrust finl cp ill com**	$1,000 or less	Dividend	$15,000 or less	Cash/Market
421.	**us treasury note .375%**	$1,000 or less	Interest		
	Transactions **Transaction Type** **Transaction Date** **Transaction Value**				
	(1). Sold Dec 1, 2025 $100,001 - $250,000				
422.	**nvidi**		None	$15,000 or less	Cash/Market
423.	**vertiv hldg co**		None		
	Transactions **Transaction Type** **Transaction Date** **Transaction Value**				
	(1). Sold Mar 10, 2025 $15,000 or less				
424.	**(H) Partnerships**				
425.	**1777 Sentry Parkway Investors, LP**	$1,000 or less	Dividend	$15,000 or less	Book Value
426.	**LLR Equity Partners Parallel III, LP**	$1,000 or less	Dividend	$15,000 or less	Book Value
427.	**Planet Data Acq.**	$1,000 or less	Dividend		
	Transactions **Transaction Type** **Transaction Date** **Transaction Value**				
	(1). Sold Jan 2, 2025 $15,000 or less				
428.	**Keystone Property Fund IIIA, LP**	$1,000 or less	Dividend	$15,000 or less	Book Value
429.	**Keystone Tristate Opp. Fund, LP**	$1,000 or less	Dividend	$15,000 or less	Book Value
430.	**KPG Curtis Investors, LPU**	$1,000 or less	Dividend	$15,000 or less	Book Value
431.	**KPGFW-I-PA Ventures, LP**	$1,000 or less	Dividend	$15,000 or less	Book Value
432.	**Versa Capital Fund II, LP**	$1,000 or less	Dividend	$15,001 - $50,000	Book Value
433.	**Melior PharmaceuticalsT**	$1,000 or less	Dividend	$15,000 or less	Cash/Market

	DESCRIPTION	INCOME AMOUNT	INCOME TYPE	GROSS VALUE	VALUE METHOD
434.	**Allied Biosciences ServicesT**	$1,000 or less	Dividend	$15,000 or less	Cash/Market
435.	**Mt. Kemble Solar Investors LP**	$2,501 - $5,000	Dividend	$15,000 or less	Book Value
436.	**Ecogenome LLC**	$1,000 or less	Dividend	$15,001 - $50,000	Book Value
437.	**AVTR, Avantor, Inc.**	$1,000 or less	Dividend	$15,000 or less	Cash/Market

Transactions	Transaction Type	Transaction Date	Transaction Value
(1).	Buy	Apr 17, 2025	$15,000 or less

438.	**BDX, BECTON DICKINSON & CO**	$1,000 or less	Dividend	$15,000 or less	Cash/Market

Transactions	Transaction Type	Transaction Date	Transaction Value
(1).	Buy	Aug 15, 2025	$15,000 or less

439.	**CACI, CACI INTERNATIONAL INC /DE/**		None	$15,000 or less	Cash/Market

Transactions	Transaction Type	Transaction Date	Transaction Value
(1).	Buy	Nov 6, 2025	$15,000 or less

440.	**East West**	$1,000 or less	Dividend	$15,000 or less	Cash/Market

Transactions	Transaction Type	Transaction Date	Transaction Value
(1).	Buy	Mar 7, 2025	$15,000 or less

441.	**EME, EMCOR Group, Inc.**	$1,000 or less	Dividend	$15,000 or less	Cash/Market

Transactions	Transaction Type	Transaction Date	Transaction Value
(1).	Buy	Dec 30, 2025	$15,000 or less

442.	**MDU, MDU RESOURCES GROUP INC**	$1,000 or less	Dividend	$15,000 or less	Cash/Market

Transactions	Transaction Type	Transaction Date	Transaction Value
(1).	Buy	Oct 28, 2025	$15,000 or less

443.	**OMC, OMNICOM GROUP INC.**	$1,000 or less	Dividend	$15,000 or less	Cash/Market

Transactions	Transaction Type	Transaction Date	Transaction Value
(1).	Buy	Mar 6, 2025	$15,000 or less
(2).	Buy (add'l)	Jun 27, 2025	$15,000 or less

444.	**UNH, UNITEDHEALTH GROUP INC**	$1,000 or less	Dividend	$15,000 or less	Cash/Market

Transactions	Transaction Type	Transaction Date	Transaction Value
(1).	Buy	Sep 15, 2025	$15,000 or less

445.	**IPSC, Century Therapeutics, Inc.**	$1,000 or less	Dividend	$15,001 - $50,000	Cash/Market

Transactions	Transaction Type	Transaction Date	Transaction Value
(1).	Buy	Apr 30, 2025	$15,000 or less

446.	**us treasury note 4.125%**	$1,000 or less	Interest	$15,000 or less	Cash/Market



DESCRIPTION	INCOME AMOUNT	INCOME TYPE	GROSS VALUE	VALUE METHOD

Transactions	Transaction Type	Transaction Date	Transaction Value
(1).	Sold (part)	Jul 16, 2025	$15,000 or less
(2).	Buy	Aug 29, 2025	$15,000 or less
(3).	Sold (part)	Sep 19, 2025	$15,000 or less
(4).	Buy (add'l)	Oct 17, 2025	$15,000 or less
(5).	Buy (add'l)	Nov 14, 2025	$15,000 or less
(6).	Sold (part)	Dec 4, 2025	$15,000 or less

447.	**us treasury note 4.25% 11/15/34**	$1,000 or less	Interest	$15,000 or less	Cash/Market

Transactions	Transaction Type	Transaction Date	Transaction Value
(1).	Buy	Mar 18, 2025	$15,000 or less
(2).	Sold (part)	Mar 19, 2025	$15,000 or less
(3).	Sold (part)	Apr 24, 2025	$15,000 or less
(4).	Sold (part)	Oct 17, 2025	$15,000 or less
(5).	Sold (part)	Nov 14, 2025	$15,000 or less

448.	**us treasury bond 2.375% 2/15/42**	$1,000 or less	Interest	$15,000 or less	Cash/Market

Transactions	Transaction Type	Transaction Date	Transaction Value
(1).	Buy	Feb 25, 2025	$15,000 or less
(2).	Buy (add'l)	Mar 18, 2025	$15,000 or less
(3).	Sold (part)	Jul 16, 2025	$15,000 or less
(4).	Sold (part)	Aug 29, 2025	$15,000 or less
(5).	Buy (add'l)	Dec 3, 2025	$15,000 or less

449.	**fnma pfa 0438 3.5%**	$1,000 or less	Interest	$15,000 or less	Cash/Market

Transactions	Transaction Type	Transaction Date	Transaction Value
(1).	Buy	Feb 12, 2025	$15,000 or less

450.	**fhlmc sd 8489 4.5%**	$1,000 or less	Interest	$15,000 or less	Cash/Market

Transactions	Transaction Type	Transaction Date	Transaction Value
(1).	Buy	Sep 16, 2025	$15,000 or less

451.	**fnma pma 5612 4.5%**	$1,000 or less	Interest	$15,001 - $50,000	Cash/Market

Transactions	Transaction Type	Transaction Date	Transaction Value
(1).	Buy	Feb 12, 2025	$15,000 or less
(2).	Buy (add'l)	Mar 19, 2025	$15,000 or less
(3).	Buy (add'l)	Apr 28, 2025	$15,001 - $50,000
(4).	Buy (add'l)	Jun 18, 2025	$15,000 or less

452.	**us treasury bond 4.75% 5/15/55**	$1,000 or less	Interest	$15,001 - $50,000	Cash/Market

Transactions	Transaction Type	Transaction Date	Transaction Value
(1).	Buy	Jul 16, 2025	$15,000 or less
(2).	Buy (add'l)	Aug 13, 2025	$15,000 or less
(3).	Buy (add'l)	Aug 29, 2025	$15,000 or less
(4).	Buy (add'l)	Sep 19, 2025	$15,000 or less

453.	**APP, AppLovin Corp**		None	$15,000 or less	Cash/Market

Transactions	Transaction Type	Transaction Date	Transaction Value
(1).	Buy	Feb 6, 2025	$15,000 or less

ADMINISTRATIVE OFFICE OF THE UNITED STATES COURTS

	DESCRIPTION	INCOME AMOUNT	INCOME TYPE	GROSS VALUE	VALUE METHOD
454.	**ANET, Arista Networks, Inc.**		None	$15,000 or less	Cash/Market

Transactions	Transaction Type	Transaction Date	Transaction Value
(1).	Buy	Jun 24, 2025	$15,000 or less

455.	**BKT, BLACKROCK INCOME TRUST, INC.**	$1,000 or less	Dividend	$15,000 or less	Cash/Market

Transactions	Transaction Type	Transaction Date	Transaction Value
(1).	Buy	Jul 21, 2025	$15,000 or less

456.	**AVGO, Broadcom Inc.**	$1,000 or less	Dividend	$15,000 or less	Cash/Market

Transactions	Transaction Type	Transaction Date	Transaction Value
(1).	Buy	Mar 20, 2025	$15,000 or less

457.	**CACI, CACI INTERNATIONAL INC /DE/**		None	$15,000 or less	Cash/Market

Transactions	Transaction Type	Transaction Date	Transaction Value
(1).	Buy	Sep 11, 2025	$15,000 or less

458.	**CAT, CATERPILLAR INC**	$1,000 or less	Dividend	$15,000 or less	Cash/Market

Transactions	Transaction Type	Transaction Date	Transaction Value
(1).	Buy	Jan 23, 2025	$15,000 or less

459.	**CRH, CRH PUBLIC LTD CO**	$1,000 or less	Dividend	$15,000 or less	Cash/Market

Transactions	Transaction Type	Transaction Date	Transaction Value
(1).	Buy	Jun 10, 2025	$15,000 or less

460.	**CW, CURTISS WRIGHT CORP**	$1,000 or less	Dividend	$15,000 or less	Cash/Market

Transactions	Transaction Type	Transaction Date	Transaction Value
(1).	Buy	Feb 25, 2025	$15,000 or less

461.	**EWBC, EAST WEST BANCORP INC**	$1,000 or less	Dividend	$15,000 or less	Cash/Market

Transactions	Transaction Type	Transaction Date	Transaction Value
(1).	Buy	Oct 9, 2025	$15,000 or less

462.	**ELV, Elevance Health, Inc.**	$1,000 or less	Dividend	$15,000 or less	Cash/Market

Transactions	Transaction Type	Transaction Date	Transaction Value
(1).	Buy	Nov 19, 2025	$15,000 or less

463.	**ISRG, INTUITIVE SURGICAL INC**		None		

Transactions	Transaction Type	Transaction Date	Transaction Value
(1).	Buy	Mar 20, 2025	$15,000 or less
(2).	Sold	Jul 17, 2025	$15,000 or less

464.	**EME, EMCOR Group, Inc.**	$1,000 or less	Interest	$15,000 or less	Cash/Market

Transactions	Transaction Type	Transaction Date	Transaction Value
(1).	Buy	Jan 23, 2025	$15,000 or less

465.	**EFX, EQUIFAX INC**	$1,000 or less	Dividend	$15,000 or less	Cash/Market

Transactions	Transaction Type	Transaction Date	Transaction Value
(1).	Buy	Jul 23, 2025	$15,001 - $50,000



	DESCRIPTION	INCOME AMOUNT	INCOME TYPE	GROSS VALUE	VALUE METHOD
466.	**GILD, GILEAD SCIENCES, INC.**	$1,000 or less	Dividend	$15,000 or less	Cash/Market

Transactions	Transaction Type	Transaction Date	Transaction Value
(1).	Buy	May 28, 2025	$15,000 or less

467.	**KMB, KIMBERLY CLARK CORP**	$1,000 or less	Dividend	$15,000 or less	Cash/Market

Transactions	Transaction Type	Transaction Date	Transaction Value
(1).	Buy	Sep 9, 2025	$15,000 or less

468.	**HUBS, HUBSPOT INC**	$1,000 or less	Dividend		

Transactions	Transaction Type	Transaction Date	Transaction Value
(1).	Buy	Mar 13, 2025	$15,000 or less
(2).	Sold	Jun 26, 2025	$15,000 or less

469.	**MDU, MDU RESOURCES GROUP INC**	$1,000 or less	Dividend	$15,000 or less	Cash/Market

Transactions	Transaction Type	Transaction Date	Transaction Value
(1).	Buy	May 27, 2025	$15,000 or less

470.	**MDT, Medtronic plc**	$1,000 or less	Dividend	$15,000 or less	Cash/Market

Transactions	Transaction Type	Transaction Date	Transaction Value
(1).	Buy	Apr 28, 2025	$15,000 or less

471.	**meta platforms inc**	$1,000 or less	Dividend	$15,000 or less	Cash/Market

Transactions	Transaction Type	Transaction Date	Transaction Value
(1).	Buy	Feb 5, 2025	$15,000 or less
(2).	Sold (part)	Apr 17, 2025	$15,000 or less
(3).	Sold (part)	May 8, 2025	$15,000 or less
(4).	Sold (part)	Oct 23, 2025	$15,000 or less
(5).	Sold (part)	Dec 4, 2025	$15,000 or less

472.	**mon god b inc**		None	$15,000 or less	Cash/Market

Transactions	Transaction Type	Transaction Date	Transaction Value
(1).	Buy	Nov 18, 2025	$15,000 or less

473.	**MNST, Monster Beverage Corp**		None	$15,000 or less	Cash/Market

Transactions	Transaction Type	Transaction Date	Transaction Value
(1).	Buy	Feb 17, 2025	$15,000 or less

474.	**o'reilly automotive**		None	$15,000 or less	Cash/Market

Transactions	Transaction Type	Transaction Date	Transaction Value
(1).	Buy	Apr 22, 2025	$15,000 or less

475.	**STX, Seagate Technology Holdings plc**	$1,000 or less	Dividend	$15,000 or less	Cash/Market

Transactions	Transaction Type	Transaction Date	Transaction Value
(1).	Buy	May 13, 2025	$15,000 or less

476.	**TKO, TKO Group Holdings, Inc.**	$1,000 or less	Dividend	$15,000 or less	Cash/Market

	DESCRIPTION	INCOME AMOUNT	INCOME TYPE	GROSS VALUE	VALUE METHOD

Transactions	Transaction Type	Transaction Date	Transaction Value
(1).	Buy	Jul 2, 2025	$15,000 or less

477.	**ASML, ASML HOLDING NV**		None		

Transactions	Transaction Type	Transaction Date	Transaction Value
(1).	Buy	May 15, 2025	$15,000 or less
(2).	Sold	Jul 24, 2025	$15,000 or less

478.	**WEC, WEC ENERGY GROUP, INC.**	$1,000 or less	Dividend	$15,000 or less	Cash/Market

Transactions	Transaction Type	Transaction Date	Transaction Value
(1).	Buy	Sep 23, 2025	$15,000 or less

479.	**wells fargo & co**	$1,000 or less	Dividend	$15,000 or less	Cash/Market

Transactions	Transaction Type	Transaction Date	Transaction Value
(1).	Buy	Feb 18, 2025	$15,000 or less

480.	**llr equity partners int'l vii lp**	$1,000 or less	Dividend	$15,001 - $50,000	Book Value

VIII. Additional Information or Explanations

I do not have any Additional Information to report
No entries in this section