Annual, 2025

Financial Disclosure Report (AO Form 10)

Filer's Information
Benton, Duane
U.S. Court of Appeals - Eighth Circuit
Circuit Judge

I certify that all information given above (including information pertaining to my spouse and minor or dependent children, if any) is accurate, true, and complete to the best of my knowledge and belief, and that any information not reported was withheld because it met applicable statutory provisions permitting non-disclosure.

I further certify that earned income from outside employment and honoraria and the acceptance of gifts which have been reported are in compliance with the provisions of 5 U.S.C. Â§ 13141 et. seq., 5 U.S.C. Â§ 7353, and Judicial Conference regulations.

/s/ Benton, Duane [electronically signed on May 4, 2026 2:35pm by Benton, Duane in JEFS]
/s/ Benton, Duane [electronically signed on Apr 24, 2026 12:42pm by Benton, Duane in JEFS]

I. Positions

	ORGANIZATION/ENTITY NAME	ORGANIZATION/ENTITY TYPE	POSITION HELD
1.	Freedom's Frontier National Heritage Area, Inc.	Non-Profit	Director
2.	Trust #1	Trust	Trustee

II. Agreements

I do not have any Agreements to report
No entries in this section

III A. Filer Non-Investment Income

	SOURCE	INCOME TYPE	INCOME AMOUNT	HONORARIUM DATE
1.	State of Missouri - judicial retirement	Fixed Retirement / Pension Benefits	$109,818.00	

III B. Spouse Non-Investment Income

I do not have any Spouse Non-Investment Income to report
No entries in this section

IV. Reimbursements

	SOURCE OF REIMBURSEMENT	FROM DATE	TO DATE	LOCATION	PURPOSE	ITEMS PAID OR PROVIDED
1.	Rotary International	Apr 10, 2025	Apr 18, 2025	Chicago IL	Attending meeting as member of nonprofit organization	airfare, lodging, food

V. Gifts

I do not have any Gifts to report
No entries in this section

VI. Liabilities

I do not have any Liabilities to report
No entries in this section

VII. Investments and Trusts

	DESCRIPTION	INCOME AMOUNT	INCOME TYPE	GROSS VALUE	VALUE METHOD
1.	**Equifax Inc. common stock**	$1,000 or less	Dividend	$50,001 - $100,000	Cash/Market
2.	**US Bancorp common stock**	$1,000 or less	Dividend	$15,000 or less	Cash/Market
3.	**MOST 529 plan fund #1-Vanguard Aggressive Growth Portfolio**	$1,000 or less	Dividend	$15,000 or less	Cash/Market
4.	**MOST 529 plan fund #2-Vanguard Interest Accumulat'n Portfoli**	$2,501 - $5,000	Interest	$100,001 - $250,000	Cash/Market
5.	**AIG American General universal life policy**	$1,000 or less	Interest	$15,000 or less	Cash/Market
6.	**(H) IRA # 1**				
6-A.	- Wells Fargo Bank deposit program	$1,000 or less	Interest	$15,000 or less	Cash/Market
6-B.	-Ishares High Yield Corp Bond ETF USHY	$1,000 or less	Dividend	$15,000 or less	Cash/Market
6-C.	-Ishares Core S&P 500 Index Fd IVV	$1,000 or less	Dividend	$15,001 - $50,000	Cash/Market
6-D.	-Schwab Strategic Tr ETF Fun'dl Em Mkt Large Co Index FNDE	$1,000 or less	Dividend	$15,000 or less	Cash/Market

Transactions	Transaction Type	Transaction Date	Transaction Value
(1).	Buy	Dec 17, 2025	$15,000 or less

6-E.	-JP Morgan Tr ETF Core Plus Bd JCPB	$1,000 or less	Dividend	$15,000 or less	Cash/Market
6-F.	-BondBloxx 5 yr ETF XFIV	$1,000 or less	Dividend	$15,000 or less	Cash/Market

Transactions	Transaction Type	Transaction Date	Transaction Value
(1).	Buy	Dec 17, 2025	$15,000 or less

6-G.	-Vanguard Mega Cap ETF Growth MGK	$1,000 or less	Dividend	$15,000 or less	Cash/Market

Transactions	Transaction Type	Transaction Date	Transaction Value
(1).	Buy	Dec 17, 2025	$15,000 or less

7.	**-Morgan Stanley TR ETF Eaton Vance Total Return Bond EVTR**	$1,000 or less	Dividend	$15,000 or less	Cash/Market
8.	**-Schwab Strategic Tr ETF Fun'dl Intl Large Co Index FNDF**	$1,000 or less	Dividend	$15,000 or less	Cash/Market
9.	**-Vanguard FTSE Dev Markets ETF VEA**	$1,000 or less	Dividend	$15,001 - $50,000	Cash/Market

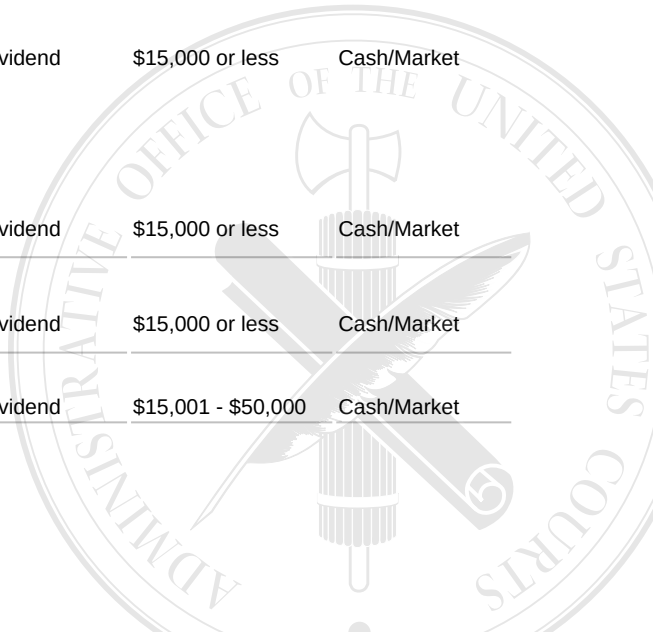

	DESCRIPTION	INCOME AMOUNT	INCOME TYPE	GROSS VALUE	VALUE METHOD
10.	**-Vanguard Intl Equity Index Fds FTSE Emerging Mkts ETF VWO**	$1,000 or less	Dividend	$15,000 or less	Cash/Market
11.	**-Vanguard Mid Cap ETF VO**	$1,000 or less	Dividend	$15,000 or less	Cash/Market
12.	**-Vanguard Short Term ETF BSV**	$1,000 or less	Dividend	$15,000 or less	Cash/Market

Transactions	Transaction Type	Transaction Date	Transaction Value
(1).	Buy	Jul 17, 2025	$15,000 or less

13.	**-Vanguard Small Cap Valu ETF VBR**	$1,000 or less	Dividend	$15,000 or less	Cash/Market
14.	**-Vanguard Small Cap VB**	$1,000 or less	Dividend	$15,000 or less	Cash/Market
15.	**-Vanguard Total Bond Market BND**	$2,501 - $5,000	Interest	$50,001 - $100,000	Cash/Market
16.	**-Vanguard Total Stock Market ETF VTI**	$1,000 or less	Dividend	$15,001 - $50,000	Cash/Market
17.	**-Vanguard Value ETF VTV**	$1,000 or less	Dividend		

Transactions	Transaction Type	Transaction Date	Transaction Value
(1).	Sold	Dec 17, 2025	$15,000 or less

18.	**(H) IRA # 2**				
18-A.	-American High Income Trust Class 2 AHIFX	$1,000 or less	Dividend	$15,000 or less	Cash/Market
18-B.	-Causeway Intl Value FD Ins Shs CIVIX	$1,000 or less	Dividend	$15,000 or less	Cash/Market
18-C.	-T Rowe Price Blue Chip Growth Fd TRBCX	$1,000 or less	Dividend	$15,000 or less	Cash/Market

Transactions	Transaction Type	Transaction Date	Transaction Value
(1).	Buy	Aug 5, 2025	$15,000 or less

19.	**-Embark Small Cap Equity Fund Instl Class ESCWX**	$1,000 or less	Dividend		

Transactions	Transaction Type	Transaction Date	Transaction Value
(1).	Sold	Mar 24, 2025	$15,000 or less

20.	**-Harbor Embark Comm'y Str Instl Fund ECSWX**	$1,000 or less	Dividend	$15,000 or less	Cash/Market
21.	**-Bond Fund of Amer Class F2 ABNFX**	$1,001 - $2,500	Interest	$15,001 - $50,000	Cash/Market
22.	**-Goldman Sachs Tr Finl Sq Treas Instrs Fd Instl Class FTIXX**	$1,000 or less	Interest	$15,000 or less	Cash/Market
23.	**-Dodge & Cox Stk Fd DODGX**	$1,000 or less	Dividend	$15,000 or less	Cash/Market
24.	**-American Funds Growth Fund of Am Class F2 GFFFX**	$1,000 or less	Dividend	$15,000 or less	Cash/Market
25.	**-American Funds Washington Mutual Fd F2 WMFFX**	$1,000 or less	Dividend	$15,001 - $50,000	Cash/Market
26.	**-John Hancock Funds III Disciplined Value Mid Cap Fd Class 1 JVMIX**	$1,000 or less	Dividend	$15,000 or less	Cash/Market
27.	**-American EuroPacific Growth FU Class F2 AEPFX**	$1,000 or less	Dividend	$15,000 or less	Cash/Market
28.	**-Jenson Portfolio Inc. Class 1 SHS JENIX**	$1,000 or less	Dividend		

ADMINISTRATIVE OFFICE OF THE UNITED STATES COURTS

	DESCRIPTION	INCOME AMOUNT	INCOME TYPE	GROSS VALUE	VALUE METHOD
	Transactions **Transaction Type** **Transaction Date** **Transaction Value**				
	(1). Sold Mar 24, 2025 $15,000 or less				
29.	**-MFS Mid-Cap Growth Fund-1 OTCIX**	$1,000 or less	Dividend	$15,000 or less	Cash/Market
30.	**- MFS Ser Tr X Emerging Mtks Debt FD class 1 MEDIX**	$1,000 or less	Dividend	$15,000 or less	Cash/Market
31.	**-Allspring Emerging Mkts Eq Fd Cl Inst (ex-"Wells Fargo") EMGNX**	$1,000 or less	Dividend	$15,000 or less	Cash/Market
32.	**-PIMCO Com Plus Strat Fd Cl Inst PCLIX**	$1,000 or less	Dividend	$15,000 or less	Cash/Market
33.	**-PIMCO Fds Pac Invt PTTRX**	$1,000 or less	Dividend	$15,000 or less	Cash/Market
34.	**-PGIM High Yield C/Z PHYZX**	$1,000 or less	Dividend		
	Transactions **Transaction Type** **Transaction Date** **Transaction Value**				
	(1). Sold Mar 14, 2025 $15,000 or less				
35.	**Pfizer Inc. common stock**	$1,000 or less	Dividend	$15,000 or less	Cash/Market
36.	**Federated Kaufmann Large Cap FD class C - KLCCX**	$15,001 - $50,000	Dividend	$50,001 - $100,000	Cash/Market
37.	**American Balanced Fund Cl**	$5,001 - $15,000	Dividend	$100,001 - $250,000	Cash/Market
38.	**Capital Income Builder Fund Cl**	$5,001 - $15,000	Dividend	$100,001 - $250,000	Cash/Market
39.	**Income Fund of America Fund Cl**	$5,001 - $15,000	Dividend	$100,001 - $250,000	Cash/Market
40.	**Aberdeen Std Invts ETF Blbg All Comm Strat K-1 BCI**	$1,001 - $2,500	Dividend	$15,000 or less	Cash/Market
41.	**Alphabet Inc.**	$1,000 or less	Dividend	$15,000 or less	Cash/Market
42.	**Amazon.com Inc**		None	$15,000 or less	Cash/Market
43.	**American Funds Global Balanced Fund Cl**	$1,001 - $2,500	Dividend	$15,001 - $50,000	Cash/Market
44.	**Apple Inc AAPL**	$1,000 or less	Dividend	$15,000 or less	Cash/Market
45.	**Berkshire Hathaway ser B new BRK/**		None	$15,000 or less	Cash/Market
46.	**Eaton Corp Plc ETN**	$1,000 or less	Dividend	$15,000 or less	Cash/Market
47.	**Eli Lilly & Co LLY**	$1,000 or less	Dividend	$15,000 or less	Cash/Market
48.	**Energy Select Sector SPDR ETF XLE**	$1,000 or less	Dividend	$15,000 or less	Cash/Market
49.	**Exxon Mobil Corp XOM**	$1,000 or less	Dividend		
	Transactions **Transaction Type** **Transaction Date** **Transaction Value**				
	(1). Sold Aug 8, 2025 $1,000 - $15,000				
50.	**GE Aerospace**	$1,000 or less	Dividend	$15,000 or less	Cash/Market

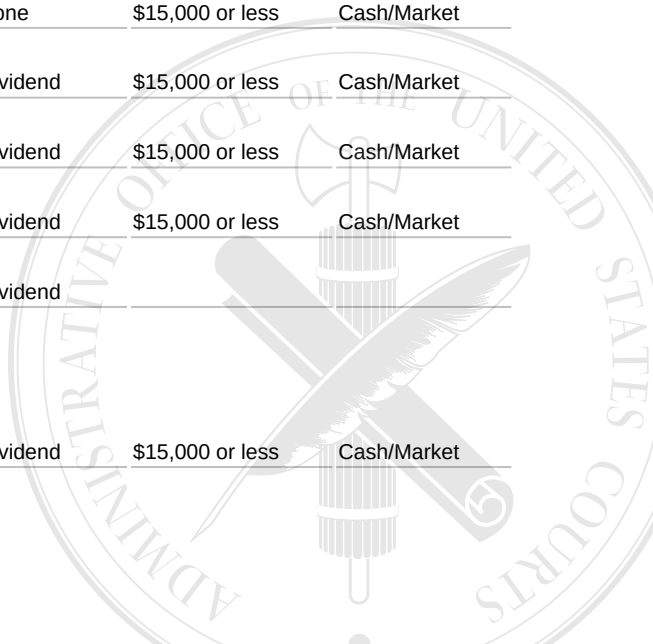

	DESCRIPTION	INCOME AMOUNT	INCOME TYPE	GROSS VALUE	VALUE METHOD
	Transactions **Transaction Type** **Transaction Date** **Transaction Value**				
	(1). Sold (part) Nov 4, 2025 $15,000 or less				
51.	**Industrial Sel ETF Sector SPDR XLI**	$1,000 or less	Dividend	$15,001 - $50,000	Cash/Market
52.	**IShares ETF Russell 2000 IWM**	$1,000 or less	Dividend		
	Transactions **Transaction Type** **Transaction Date** **Transaction Value**				
	(1). Sold Jul 17, 2025 $15,001 - $50,000				
53.	**IShares ETF 10-20 Year Treas Bd TLH**	$1,001 - $2,500	Interest		
	Transactions **Transaction Type** **Transaction Date** **Transaction Value**				
	(1). Sold Mar 4, 2025 $15,001 - $50,000				
54.	**IShares Core MSCI EAFE ETF IEFA**	$2,501 - $5,000	Dividend	$50,001 - $100,000	Cash/Market
55.	**IShares Core MSCI ETF Emerging Markets ETF IEMG**	$1,001 - $2,500	Dividend	$15,001 - $50,000	Cash/Market
56.	**IShares Iboxx ETF High Yield Corp Bond HYG**	$1,000 or less	Dividend	$15,001 - $50,000	Cash/Market
57.	**IShares JP Morgan USD Emerging Markets Bond EMB**	$1,001 - $2,500	Dividend	$15,001 - $50,000	Cash/Market
58.	**IShares MBS ETF MBB**	$1,000 or less	Dividend	$15,000 or less	Cash/Market
59.	**IShares Russell Midcap IWR**	$1,001 - $2,500	Dividend	$100,001 - $250,000	Cash/Market
60.	**IShares Tr MSCI U.K. ETF new EWU**	$1,000 or less	Dividend	$15,000 or less	Cash/Market
61.	**Meta Platforms Inc.**	$1,000 or less	Dividend	$15,000 or less	Cash/Market
62.	**Microsoft Corp MSFT**	$1,000 or less	Dividend	$15,000 or less	Cash/Market
63.	**Invesco TR 11 Pfd (formerly Powershares ET Preferred Portfolio) PGX**	$1,000 or less	Dividend	$15,000 or less	Cash/Market
64.	**Invesco Optimium Yld ETF Diverified Commodity Strategy # K-1 PDBC**	$1,001 - $2,500	Dividend	$15,000 or less	Cash/Market
65.	**Nvidia Corp.**	$1,000 or less	Dividend	$15,000 or less	Cash/Market
66.	**Select Spdr TR ETF Tech Select Sector XLK**	$1,000 or less	Dividend	$50,001 - $100,000	Cash/Market
67.	**Select Sector Spdr ETF TR RE Sel XLRE**	$1,000 or less	Dividend	$15,000 or less	Cash/Market
68.	**Select Sector Spdr Tr ETF Financial XLF**	$1,000 or less	Dividend	$15,001 - $50,000	Cash/Market
69.	**Select Sector SpdrETF Utilities XLU**	$1,000 or less	Dividend	$15,000 or less	Cash/Market
	Transactions **Transaction Type** **Transaction Date** **Transaction Value**				
	(1). Buy Mar 24, 2025 $15,000 or less				
70.	**Select Sector SpdrETF Consumer Staples XLP**	$1,000 or less	Dividend	$15,000 or less	Cash/Market
71.	**Select Sector Spdr F ETF Health Care XLV**	$1,000 or less	Dividend	$15,001 - $50,000	Cash/Market

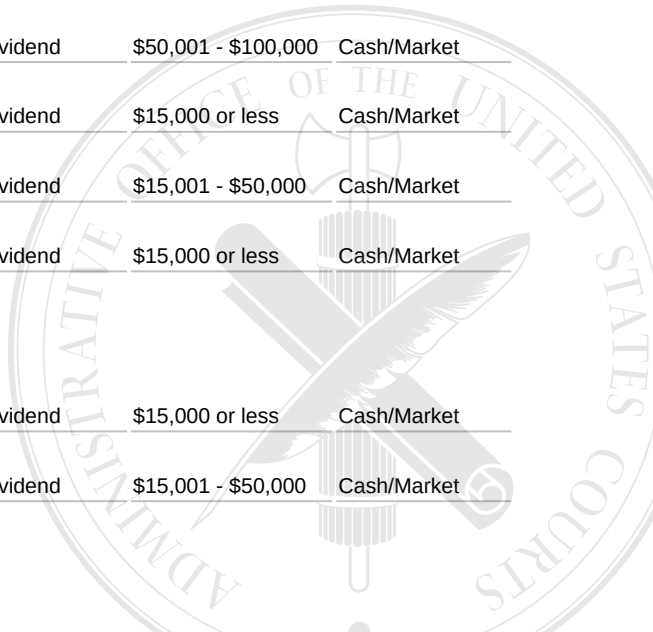

	DESCRIPTION	INCOME AMOUNT	INCOME TYPE	GROSS VALUE	VALUE METHOD
72.	**Select Sector Spdr F ETF Consumer Discretionary XLY**	$1,000 or less	Dividend	$15,001 - $50,000	Cash/Market
73.	**Select Sector Spdr F ETF Communications Svcs XLC**	$1,000 or less	Dividend	$15,001 - $50,000	Cash/Market
74.	**SPDR S&P 500 Trust ETF SPY**	$1,000 or less	Dividend	$15,000 or less	Cash/Market
75.	**SPDR Ser Tr BB High Yield ETF JNK**	$1,001 - $2,500	Dividend	$15,001 - $50,000	Cash/Market
76.	**UnitedHealth Group Inc UNH**	$1,000 or less	Dividend		

Transactions	Transaction Type	Transaction Date	Transaction Value
(1).	Sold	Mar 19, 2025	$1,000 - $15,000

77.	**Vanguard Intermediate ETF Term Corp Bond ETF VCIT**	$1,001 - $2,500	Dividend	$15,001 - $50,000	Cash/Market
78.	**Vanguard Intermediate Bond EFT BIV**	$2,501 - $5,000	Dividend	$100,001 - $250,000	Cash/Market
79.	**Vanguard Total Bond ETF Market BND**	$2,501 - $5,000	Dividend	$50,001 - $100,000	Cash/Market
80.	**Visa Inc**	$1,000 or less	Dividend	$15,000 or less	Cash/Market
81.	**JP Morgan Chase senior unsecured Bonds**	$1,000 or less	Interest	$15,000 or less	Cash/Market

Transactions	Transaction Type	Transaction Date	Transaction Value
(1).	Sold (part)	Aug 8, 2025	$1,000 - $15,000

82.	**Oracle Corp senior unsecured Bonds**	$1,000 or less	Interest		

Transactions	Transaction Type	Transaction Date	Transaction Value
(1).	Sold	Mar 18, 2025	$1,000 - $15,000

83.	**U.S. Treasury Bonds**	$1,000 or less	Interest	$15,001 - $50,000	Cash/Market
84.	**(H) Trust #1**				
84-A.	- Edward Jones money-market fund	$1,000 or less	Interest	$15,000 or less	Cash/Market
84-B.	- American Balanced Fund Cl	$1,001 - $2,500	Dividend	$15,001 - $50,000	Cash/Market
84-C.	- Capital Income Builder Fund	$1,001 - $2,500	Dividend	$15,001 - $50,000	Cash/Market
84-D.	- Franklin Balanced Fund Cl	$1,000 or less	Dividend	$15,001 - $50,000	Cash/Market
84-E.	- Income Fund of America Fund	$2,501 - $5,000	Dividend	$50,001 - $100,000	Cash/Market
84-F.	- American Funds Global Balanced Fund	$1,000 or less	Dividend	$15,000 or less	Cash/Market
84-G.	- Altria Group Inc.	$1,001 - $2,500	Dividend	$15,001 - $50,000	Cash/Market
85.	**Broadcom Inc.**	$1,000 or less	Dividend	$15,000 or less	Cash/Market

Transactions	Transaction Type	Transaction Date	Transaction Value
(1).	Buy	Nov 4, 2025	$15,000 or less

86.	**WMT, Walmart Inc.**	$1,000 or less	Dividend	$15,000 or less	Cash/Market

Transactions	Transaction Type	Transaction Date	Transaction Value
(1).	Buy	Jun 10, 2025	$1,000 - $15,000

87.	**SPDR Gold Minishares ETF TR GLDM**		None	$15,000 or less	Cash/Market

ADMINISTRATIVE OFFICE OF THE UNITED STATES COURTS

DESCRIPTION	INCOME AMOUNT	INCOME TYPE	GROSS VALUE	VALUE METHOD

Transactions	Transaction Type	Transaction Date	Transaction Value
(1).	Buy	Jun 10, 2025	$15,000 or less

VIII. Additional Information or Explanations

	ADDITIONAL INFORMATION OR EXPLANATION
1.	The Vanguard Aggressive Growth Portfolio, listed on line 3 of Part VII, invests in two stock funds: (1) Vanguard Institutional Total Stock Market Index Fund (60%), and Vanguard Total Internatonal Stock Index Fund (40%). This allocation is made by the MOST plan, not by me.
2.	The Vanguard Interest Accumulation Portfolio, listed on line 4 of Part VII, directs all its assets into Vanguard Short Term Reserves Account, which, in turn, invests in (1) Vanguard Federal Money Market Fund, and (2) funding agreements issued by one or more insurance companies, banks, and other issuers. This allocation is made by the MOST plan, not by me, and I do not know any specifics of item (2).