Annual, 2025

Financial Disclosure Report (AO Form 10)

Filer's Information
Boom, Claria Horn
U.S. District Court - Kentucky Eastern
District Judge

I certify that all information given above (including information pertaining to my spouse and minor or dependent children, if any) is accurate, true, and complete to the best of my knowledge and belief, and that any information not reported was withheld because it met applicable statutory provisions permitting non-disclosure.

I further certify that earned income from outside employment and honoraria and the acceptance of gifts which have been reported are in compliance with the provisions of 5 U.S.C. Â§ 13141 et. seq., 5 U.S.C. Â§ 7353, and Judicial Conference regulations.

/s/ Boom, Claria Horn [electronically signed on Sep 4, 2026 11:55am by Boom, Claria Horn in JEFS]
/s/ Boom, Claria Horn [electronically signed on Aug 14, 2026 10:11am by Boom, Claria Horn in JEFS]

I. Positions

	ORGANIZATION/ENTITY NAME	ORGANIZATION/ENTITY TYPE	POSITION HELD
1.	Jasper H. Properties, LLC	Limited Liability Company	Member
2.	Revocable Trust (assets are listed in PartVII)	Trust	Trustee
3.	NJC Property, LLC	Limited Liability Company	Member
4.	Vanderbilt Law School Board of Advisors	University/College	Board Member

II. Agreements

I do not have any Agreements to report
No entries in this section

III A. Filer Non-Investment Income

I do not have any Filer Non-Investment Income to report
No entries in this section

III B. Spouse Non-Investment Income

	SOURCE	DESCRIPTION	HONORARIUM	HONORARIUM AMOUNT	HONORARIUM DATE
1.	Buzz Oates Construction	Salary plus bonus		$0.00	

IV. Reimbursements

I do not have any Reimbursements to report
No entries in this section

V. Gifts

I do not have any Gifts to report
No entries in this section

VI. Liabilities

	CREDITOR NAME	TYPE OF LIABILITY	VALUE
1.	Republic Bank & Trust Waller 18%	Mortgage (Investment / Rental Property)	$100,001 - $250,000
2.	Sterling Bank Condo 50%	Other: Investment property	$50,001 - $100,000

VII. Investments and Trusts

	DESCRIPTION	INCOME AMOUNT	INCOME TYPE	GROSS VALUE	VALUE METHOD
1.	**Dayton KY Indpt Sch Dist Fin Co Rev**	$1,001 - $2,500	Interest	$15,001 - $50,000	Cash/Market
2.	**Deschutes OR Public Library Dist GO**	$1,000 or less	Interest	$15,001 - $50,000	Cash/Market
3.	**Fayette Cnty KY Sch Dist Fin Corp Rev**	$1,001 - $2,500	Interest	$15,001 - $50,000	Cash/Market
4.	**Glasgow KY Elec PltBrd Util**	$1,000 or less	Interest	$15,001 - $50,000	Cash/Market
5.	**Greenville KY GO**	$1,001 - $2,500	Interest	$15,001 - $50,000	Cash/Market
6.	**Kentucky Rural Wtr Fin Corp Pu**	$1,000 or less	Interest	$15,001 - $50,000	Cash/Market
7.	**KY St Turnpike Auth Ref Rev**		None	$15,001 - $50,000	Cash/Market
8.	**Louisville & Jefferson Cnty KY Met Swr Dist Rev**	$1,000 or less	Interest	$15,001 - $50,000	Cash/Market
9.	**Louisville & Jefferson Cnty KY**	$1,001 - $2,500	Interest	$15,001 - $50,000	Cash/Market
10.	**Marshall Cnty KY Sch Dist Fin**	$1,001 - $2,500	Interest	$15,001 - $50,000	Cash/Market
11.	**Paducah KY GO**	$1,001 - $2,500	Interest	$15,001 - $50,000	Cash/Market
12.	**Scott Cnty KY Sch Dist Fin Corp Rev**	$1,000 or less	Interest	$15,001 - $50,000	Cash/Market
13.	**Winchester KY Util Sys Rev**	$1,001 - $2,500	Interest		

Transactions	Transaction Type	Transaction Date	Transaction Value
(1).	Redeemed	Jul 1, 2025	$15,001 - $50,000

14.	**ABBVIE INC**	$1,001 - $2,500	Dividend	$15,001 - $50,000	Cash/Market
15.	**ADOBE IN**		None	$50,001 - $100,000	Cash/Market
16.	**AIRBUS SE**	$1,000 or less	Dividend		

Transactions	Transaction Type	Transaction Date	Transaction Value
(1).	Sold	Mar 27, 2025	$15,000 or less

	DESCRIPTION	INCOME AMOUNT	INCOME TYPE	GROSS VALUE	VALUE METHOD
17.	**ALPHABET INC. Class**	$1,000 or less	Dividend	$100,001 - $250,000	Cash/Market
18.	**ALPHABET INC. Class**	$1,000 or less	Dividend	$100,001 - $250,000	Cash/Market
19.	**AMAZON.COM IN**		None	$50,001 - $100,000	Cash/Market
20.	**APPLE INC**	$1,000 or less	Dividend	$100,001 - $250,000	Cash/Market
21.	**APPLIED MATERIALS**	$1,000 or less	Dividend	$15,001 - $50,000	Cash/Market
22.	**AUTONATION IN**		None		

Transactions	Transaction Type	Transaction Date	Transaction Value
(1).	Sold	Mar 17, 2025	$15,000 or less

23.	**AVERY DENNISON CORP**	$1,000 or less	Dividend	$15,001 - $50,000	Cash/Market
24.	**AXA SA**	$1,000 or less	Dividend	$15,000 or less	Cash/Market
25.	**BARCLAYS PLC**	$1,000 or less	Dividend	$15,000 or less	Cash/Market

Transactions	Transaction Type	Transaction Date	Transaction Value
(1).	Buy (add'l)	Apr 8, 2025	$15,000 or less

26.	**BHP GROUP LTD**	$1,000 or less	Dividend		

Transactions	Transaction Type	Transaction Date	Transaction Value
(1).	Sold	Mar 7, 2025	$15,000 or less

27.	**BROADCOM INC**	$1,001 - $2,500	Dividend	$100,001 - $250,000	Cash/Market
28.	**CANADIAN NATURAL RES**	$1,000 or less	Dividend	$15,000 or less	Cash/Market
29.	**CARRIER GLOBAL CORP**	$1,000 or less	Dividend	$15,000 or less	Cash/Market
30.	**CHEVRON CORP**	$1,001 - $2,500	Dividend	$15,001 - $50,000	Cash/Market

Transactions	Transaction Type	Transaction Date	Transaction Value
(1).	Buy (add'l)	Feb 5, 2025	$15,001 - $50,000

31.	**COLUMBIA BANKING SYS**	$2,501 - $5,000	Dividend	$50,001 - $100,000	Cash/Market
32.	**COMMUNITY WEST BANCSHARE**	$1,001 - $2,500	Dividend	$50,001 - $100,000	Cash/Market
33.	**COMPASS GROUP PLC**	$1,000 or less	Dividend	$15,000 or less	Cash/Market
34.	**CRH PUBLIC LIMITED CO**	$1,000 or less	Dividend	$15,000 or less	Cash/Market
35.	**CROWDSTRIKE HLDGS IN**		None	$15,001 - $50,000	Cash/Market
36.	**DASSAULT SYSTEMA**	$1,000 or less	Dividend		

Transactions	Transaction Type	Transaction Date	Transaction Value
(1).	Sold	Mar 7, 2025	$15,000 or less

37.	**ENTERGY CORP**	$1,001 - $2,500	Dividend	$15,001 - $50,000	Cash/Market

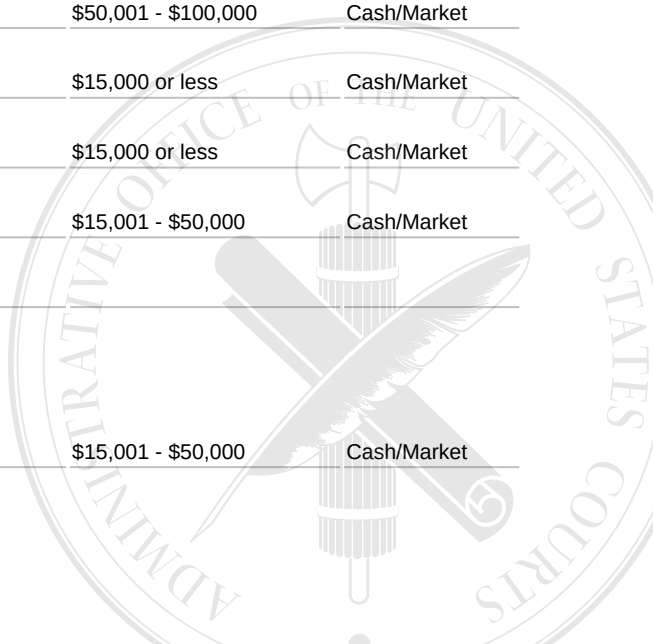

	DESCRIPTION	INCOME AMOUNT	INCOME TYPE	GROSS VALUE	VALUE METHOD
38.	**FEDEX CORP**	$1,001 - $2,500	Dividend	$100,001 - $250,000	Cash/Market
39.	**FERGUSON ENTERPRISES INC**	$1,000 or less	Dividend		

Transactions	Transaction Type	Transaction Date	Transaction Value
(1).	Sold	Mar 26, 2025	$1,000 - $15,000

40.	**FIVE STAR BANCORP**	$2,501 - $5,000	Dividend	$100,001 - $250,000	Cash/Market
41.	**FORTIVE CORP DISC**	$1,000 or less	Dividend		

Transactions	Transaction Type	Transaction Date	Transaction Value
(1).	Sold	Jun 3, 2025	$1,000 - $15,000

42.	**GXO LOGISTICS IN**		None	$15,001 - $50,000	Cash/Market
43.	**HOME DEPOT INC**	$1,001 - $2,500	Dividend	$50,001 - $100,000	Cash/Market
44.	**HOYA CORP**	$1,000 or less	Dividend		

Transactions	Transaction Type	Transaction Date	Transaction Value
(1).	Sold	Mar 10, 2025	$15,000 or less

45.	**HUMANA INC**	$1,000 or less	Dividend	$15,001 - $50,000	Cash/Market
46.	**INTERCONTL HTLS**	$1,000 or less	Dividend		

Transactions	Transaction Type	Transaction Date	Transaction Value
(1).	Sold	Apr 7, 2025	$15,000 or less

47.	**JOHNSON & JOHNSON**	$1,000 or less	Dividend	$15,001 - $50,000	Cash/Market

Transactions	Transaction Type	Transaction Date	Transaction Value
(1).	Buy (add'l)	Jun 27, 2025	$15,001 - $50,000

48.	**JPMORGAN CHASE & CO (JPM)**	$1,001 - $2,500	Dividend	$50,001 - $100,000	Cash/Market
49.	**KIMBERLY CLARK CORP**	$1,001 - $2,500	Dividend	$15,001 - $50,000	Cash/Market
50.	**L OREALA F (LRLCY)**	$1,000 or less	Dividend		

Transactions	Transaction Type	Transaction Date	Transaction Value
(1).	Sold	Mar 10, 2025	$15,000 or less

51.	**Kingfisher PLC**	$1,000 or less	Dividend		

Transactions	Transaction Type	Transaction Date	Transaction Value
(1).	Sold	Apr 7, 2025	$15,000 or less

52.	**MAGNA INTL INC**	$1,000 or less	Dividend	$15,000 or less	Cash/Market
53.	**MASTERCARD INC**	$1,000 or less	Dividend	$100,001 - $250,000	Cash/Market

Transactions	Transaction Type	Transaction Date	Transaction Value
(1).	Sold (part)	Jul 25, 2025	$50,001 - $100,000

54.	**MCDONALDS CORP**	$1,000 or less	Dividend	$15,001 - $50,000	Cash/Market

ADMINISTRATIVE OFFICE OF THE UNITED STATES COURTS

	DESCRIPTION	INCOME AMOUNT	INCOME TYPE	GROSS VALUE	VALUE METHOD
55.	**Meta Platforms Inc.**	$1,000 or less	Dividend	$15,000 or less	Cash/Market
56.	**MICROSOFT CORP**	$1,001 - $2,500	Dividend	$250,001 - $500,000	Cash/Market
57.	**MONSTER BEVERAGE CORPOR**	$1,000 or less	Dividend		

Transactions	Transaction Type	Transaction Date	Transaction Value
(1).	Sold	Feb 4, 2025	$15,001 - $50,000

58.	**NIKE INC CLASS**	$1,000 or less	Dividend	$15,001 - $50,000	Cash/Market

Transactions	Transaction Type	Transaction Date	Transaction Value
(1).	Buy (add'l)	Mar 17, 2025	$15,000 or less

59.	**NOVARTIS AG**	$1,000 or less	Dividend	$15,000 or less	Cash/Market

Transactions	Transaction Type	Transaction Date	Transaction Value
(1).	Sold (part)	Mar 26, 2025	$15,000 or less
(2).	Buy (add'l)	Aug 4, 2025	$15,001 - $50,000

60.	**NOVO-NORDISK AS VORMAL**	$1,000 or less	Dividend		

Transactions	Transaction Type	Transaction Date	Transaction Value
(1).	Sold	Aug 1, 2025	$15,000 or less

61.	**NUCOR CORP**	$1,001 - $2,500	Dividend	$50,001 - $100,000	Cash/Market
62.	**NUTRIEN LTD**	$1,000 or less	Dividend	$15,000 or less	Cash/Market
63.	**NVIDIA CORP**	$1,000 or less	Dividend	$50,001 - $100,000	Cash/Market

Transactions	Transaction Type	Transaction Date	Transaction Value
(1).	Buy (add'l)	Feb 4, 2025	$1,000 - $15,000
(2).	Buy (add'l)	Feb 11, 2025	$1,000 - $15,000
(3).	Buy (add'l)	Mar 14, 2025	$15,001 - $50,000

64.	**ORIX CORP**	$1,000 or less	Dividend		

Transactions	Transaction Type	Transaction Date	Transaction Value
(1).	Sold	Mar 10, 2025	$15,000 or less

65.	**PALO ALTO NETWORKS**		None		

Transactions	Transaction Type	Transaction Date	Transaction Value
(1).	Sold	Jan 24, 2025	$15,001 - $50,000

66.	**PARKER-HANNIFIN CORP**	$1,000 or less	Dividend	$15,000 or less	Cash/Market
67.	**PEPSICO INC**	$1,000 or less	Dividend	$15,000 or less	Cash/Market
68.	**PHILLIPS 66**	$1,000 or less	Dividend	$15,000 or less	Cash/Market
69.	**PROCTER & GAMBLE**	$1,000 or less	Dividend	$15,001 - $50,000	Cash/Market

Transactions	Transaction Type	Transaction Date	Transaction Value
(1).	Sold (part)	Dec 18, 2025	$15,000 or less

70.	**RXO IN**		None	$15,000 or less	Cash/Market

	DESCRIPTION	INCOME AMOUNT	INCOME TYPE	GROSS VALUE	VALUE METHOD
71.	**SAP SE**	$1,000 or less	Dividend	$15,000 or less	Cash/Market
72.	**Schwab municipal bond etf**	$1,000 or less	Dividend	$15,001 - $50,000	Cash/Market

Transactions	Transaction Type	Transaction Date	Transaction Value
(1).	Sold (part)	Apr 3, 2025	$50,001 - $100,000
(2).	Sold (part)	May 27, 2025	$15,001 - $50,000
(3).	Sold (part)	Oct 22, 2025	$15,001 - $50,000

73.	**SIEMENS A**	$1,000 or less	Dividend	$15,000 or less	Cash/Market
74.	**SONY GROUP CORP**	$1,000 or less	Dividend	$15,001 - $50,000	Cash/Market
75.	**SSE PLC**	$1,000 or less	Dividend	$15,000 or less	Cash/Market
76.	**STRYKER CORP**	$1,000 or less	Dividend	$50,001 - $100,000	Cash/Market
77.	**SUMITOMO MITSUI FINL00**	$1,000 or less	Dividend	$15,000 or less	Cash/Market
78.	**TAIWAN SEMICONDUCTR**	$1,000 or less	Dividend	$15,000 or less	Cash/Market
79.	**TECHNIPFMC LTD**	$1,000 or less	Dividend		

Transactions	Transaction Type	Transaction Date	Transaction Value
(1).	Sold	Mar 27, 2025	$15,000 or less

80.	**TEXTRON INC: TXT**	$1,000 or less	Dividend		

Transactions	Transaction Type	Transaction Date	Transaction Value
(1).	Sold	Feb 12, 2025	$15,000 or less

81.	**THALES SA**	$1,000 or less	Dividend	$15,000 or less	Cash/Market
82.	**THERMO FISHER SCNTFC**	$1,000 or less	Dividend	$15,001 - $50,000	Cash/Market
83.	**TOTALENERGIES SE**	$1,000 or less	Dividend		

Transactions	Transaction Type	Transaction Date	Transaction Value
(1).	Sold	Mar 26, 2025	$15,000 or less

84.	**TYSON FOODS INC**	$1,000 or less	Dividend	$15,001 - $50,000	Cash/Market
85.	**UNITEDHEALTH GRP INC**	$1,001 - $2,500	Dividend	$100,001 - $250,000	Cash/Market
86.	**VISA INC**	$1,000 or less	Dividend	$100,001 - $250,000	Cash/Market
87.	**WASTE CONNECTIONSINC**	$1,000 or less	Dividend	$50,001 - $100,000	Cash/Market
88.	**XPO IN**		None	$50,001 - $100,000	Cash/Market
89.	**ISHARES MSCI EMERGING MARKETS ETF**	$1,000 or less	Dividend		

Transactions	Transaction Type	Transaction Date	Transaction Value
(1).	Sold	Mar 7, 2025	$15,001 - $50,000

ADMINISTRATIVE OFFICE OF THE UNITED STATES COURTS

	DESCRIPTION	INCOME AMOUNT	INCOME TYPE	GROSS VALUE	VALUE METHOD
90.	**DFA EMERGING MARKETS COR E EQUITY I: DFCEX**	$1,001 - $2,500	Dividend		

Transactions	Transaction Type	Transaction Date	Transaction Value
(1).	Sold	Mar 25, 2025	$50,001 - $100,000

91.	**JPMORGAN US SMALL COMPAN**	$5,001 - $15,000	Dividend	$100,001 - $250,000	Cash/Market

Transactions	Transaction Type	Transaction Date	Transaction Value
(1).	Buy (add'l)	Apr 14, 2025	$15,001 - $50,000

92.	**VARIANT ALTERNATIVE INCO ME INSTITUTIONAL NICHX**		None	$50,001 - $100,000	Cash/Market

Transactions	Transaction Type	Transaction Date	Transaction Value
(1).	Sold (part)	Mar 14, 2025	$15,001 - $50,000
(2).	Sold (part)	Jun 13, 2025	$15,001 - $50,000
(3).	Sold (part)	Sep 15, 2025	$15,000 or less
(4).	Sold (part)	Dec 15, 2025	$15,000 or less

93.	**VERSUS CAPITAL MULTI-MGR REAL EST INC I VCMIX**		None	$15,000 or less	Cash/Market
94.	**VERSUS CAPITAL REAL ASSETS VCRRX**	$2,501 - $5,000	Dividend	$50,001 - $100,000	Cash/Market
95.	**VERSUS CAPITAL MULTI-MGR REAL EST INC I VCMIX**	$1,000 or less	Dividend	$15,000 or less	Cash/Market
96.	**ISHARES MSCI EMERGING EMXC**	$1,001 - $2,500	Dividend	$15,001 - $50,000	Cash/Market
97.	**ISHARES MSCI EUROZONE ETF EZU**	$1,000 or less	Dividend	$15,001 - $50,000	Cash/Market
98.	**ISHARES MSCI PACIFIC EX JAPAN ETF**	$1,000 or less	Dividend	$15,000 or less	Cash/Market

Transactions	Transaction Type	Transaction Date	Transaction Value
(1).	Sold (part)	Aug 1, 2025	$15,000 or less

99.	**ISHARES MSCI UNITED KINGDOME ETF EWU**	$1,000 or less	Dividend	$15,001 - $50,000	Cash/Market
100.	**- IShares MSCI ACWI EX US (ACWX)**	$1,000 or less	Dividend	$50,001 - $100,000	Cash/Market

Transactions	Transaction Type	Transaction Date	Transaction Value
(1).	Buy (add'l)	Mar 7, 2025	$15,001 - $50,000
(2).	Buy (add'l)	Mar 27, 2025	$15,001 - $50,000
(3).	Buy (add'l)	Jul 18, 2025	$15,000 or less

101.	**ISHARES US ENERGY ETF: IYE**	$1,000 or less	Dividend		

Transactions	Transaction Type	Transaction Date	Transaction Value
(1).	Sold	Feb 4, 2025	$15,001 - $50,000

102.	**SPDR FUND MATERIALS SELECT SECTR ETF**	$1,000 or less	Dividend	$15,001 - $50,000	Cash/Market
103.	**VANGUARD FTSE DEVELOPED MARKETS ETF**	$1,000 or less	Dividend	$15,000 or less	Cash/Market
104.	**VANGUARD FTSE EMERGING MARKETS ETF**	$1,001 - $2,500	Dividend	$15,001 - $50,000	Cash/Market
105.	**VGRD FTSE ALL WRLD EX US SML CAP ETF**	$1,000 or less	Dividend	$15,000 or less	Cash/Market

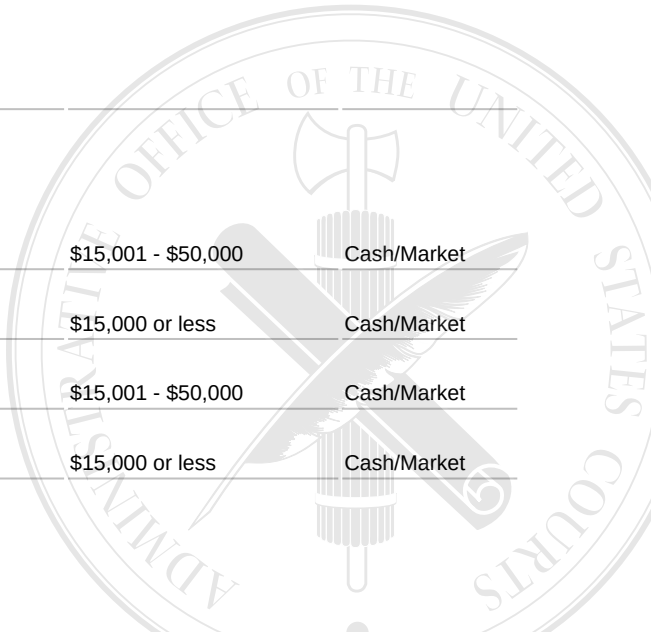

	DESCRIPTION	INCOME AMOUNT	INCOME TYPE	GROSS VALUE	VALUE METHOD
106.	**MORRISON STREET DEBT OPPORTUNITIES FUND II LP**	$1,000 or less	Dividend	$15,001 - $50,000	Cash/Market
107.	**SCHWAB S&P 500 INDEX**	$1,000 or less	Dividend	$15,001 - $50,000	Cash/Market

Transactions	Transaction Type	Transaction Date	Transaction Value
(1).	Buy	Jan 16, 2025	$15,001 - $50,000
(2).	Sold (part)	Jul 18, 2025	$50,001 - $100,000
(3).	Buy (add'l)	Oct 1, 2025	$15,000 or less
(4).	Sold (part)	Nov 3, 2025	$15,001 - $50,000

108.	**ISHARES MSCI ACWI EX US ETF**	$1,000 or less	Dividend	$50,001 - $100,000	Cash/Market

Transactions	Transaction Type	Transaction Date	Transaction Value
(1).	Buy (add'l)	Jan 16, 2025	$1,000 - $15,000
(2).	Buy (add'l)	Mar 7, 2025	$15,000 or less
(3).	Buy (add'l)	Jun 12, 2025	$1,000 - $15,000
(4).	Buy (add'l)	Jul 18, 2025	$1,000 - $15,000
(5).	Sold (part)	Nov 3, 2025	$1,000 - $15,000

109.	**iShares MSCI ACWI ex U.S. ETF**	$1,000 or less	Dividend	$15,000 or less	Cash/Market

Transactions	Transaction Type	Transaction Date	Transaction Value
(1).	Buy (add'l)	Mar 26, 2025	$50,001 - $100,000
(2).	Sold (part)	May 27, 2025	$15,001 - $50,000
(3).	Buy (add'l)	Jun 9, 2025	$15,001 - $50,000
(4).	Buy (add'l)	Oct 1, 2025	$1,000 - $15,000
(5).	Sold (part)	Oct 30, 2025	$1,000 - $15,000
(6).	Sold (part)	Nov 3, 2025	$15,000 or less

110.	**SCHWAB SMALL CAP INDEX**	$1,000 or less	Dividend	$15,000 or less	Cash/Market

Transactions	Transaction Type	Transaction Date	Transaction Value
(1).	Sold (part)	May 27, 2025	$1,000 - $15,000
(2).	Sold (part)	Nov 3, 2025	$1,000 - $15,000

111.	**SCHWAB MUNICIPAL BOND ETF**	$1,000 or less	Dividend		

Transactions	Transaction Type	Transaction Date	Transaction Value
(1).	Buy (add'l)	Apr 2, 2025	$100,001 - $250,000
(2).	Sold (part)	May 27, 2025	$15,001 - $50,000
(3).	Sold (part)	Oct 22, 2025	$15,001 - $50,000
(4).	Sold	Nov 6, 2025	$15,001 - $50,000

112.	**LEXINGTON-FAYETTE U 5%30G0O**		None	$15,001 - $50,000	Cash/Market

Transactions	Transaction Type	Transaction Date	Transaction Value
(1).	Buy	Nov 6, 2025	$15,001 - $50,000

113.	**SCHWAB TAX-FREE BOND**	$1,000 or less	Dividend		

Transactions	Transaction Type	Transaction Date	Transaction Value
(1).	Buy	Jan 16, 2025	$1,000 - $15,000
(2).	Sold	Apr 1, 2025	$50,001 - $100,000

114.	**MICRON TECHNOLOGY INC**		None		

	DESCRIPTION	INCOME AMOUNT	INCOME TYPE	GROSS VALUE	VALUE METHOD

Transactions	Transaction Type	Transaction Date	Transaction Value
(1).	Buy	Jan 24, 2025	$15,001 - $50,000
(2).	Sold	Apr 4, 2025	$1,000 - $15,000

115.	**ISHARES CORE US AGGREGATE**	$1,000 or less	Dividend	$50,001 - $100,000	Cash/Market

Transactions	Transaction Type	Transaction Date	Transaction Value
(1).	Buy (add'l)	Apr 15, 2025	$15,001 - $50,000
(2).	Buy (add'l)	Dec 26, 2025	$50,001 - $100,000

116.	**VANECK SEMICONDUCTOR ETF**	$1,000 or less	Dividend	$15,000 or less	Cash/Market

Transactions	Transaction Type	Transaction Date	Transaction Value
(1).	Buy	Apr 4, 2025	$1,000 - $15,000

117.	**INTERCONTINENTAL HOTEL**		None		

Transactions	Transaction Type	Transaction Date	Transaction Value
(1).	Sold	Apr 7, 2025	$1,000 - $15,000

118.	**SSE PLC FSPONSORED ADR 1**	$1,000 or less	Dividend		

Transactions	Transaction Type	Transaction Date	Transaction Value
(1).	Sold	Apr 8, 2025	$1,000 - $15,000

119.	**TAIWAN SEMICONDUCTOR M**	$1,000 or less	Dividend	$15,000 or less	Cash/Market

Transactions	Transaction Type	Transaction Date	Transaction Value
(1).	Buy (add'l)	Apr 8, 2025	$1,000 - $15,000
(2).	Sold (part)	Jun 12, 2025	$1,000 - $15,000

120.	**CANADIAN NAT RES LTD F**	$1,000 or less	Dividend	$15,000 or less	Cash/Market

Transactions	Transaction Type	Transaction Date	Transaction Value
(1).	Buy (add'l)	Apr 8, 2025	$1,000 - $15,000

121.	**JPMORGAN US SMALL COMPANY L**	$1,000 or less	Dividend	$15,001 - $50,000	Cash/Market

Transactions	Transaction Type	Transaction Date	Transaction Value
(1).	Buy	Apr 14, 2025	$15,001 - $50,000

122.	**SUMITOMO MITSUI FINL G**	$1,000 or less	Dividend	$15,000 or less	Cash/Market

Transactions	Transaction Type	Transaction Date	Transaction Value
(1).	Buy (add'l)	Apr 17, 2025	$1,000 - $15,000

123.	**HENDERSON KY 5%GO UTX DUE**		None	$15,001 - $50,000	Cash/Market

Transactions	Transaction Type	Transaction Date	Transaction Value
(1).	Buy	Apr 28, 2025	$15,001 - $50,000

124.	**SCOTT CNTY KY SCH DIST**	$1,000 or less	Interest		

Transactions	Transaction Type	Transaction Date	Transaction Value
(1).	Redeemed	Jun 1, 2025	$15,001 - $50,000

125.	**AUTOMATIC DATA PROCESSING**	$1,000 or less	Dividend	$15,001 - $50,000	Cash/Market



	DESCRIPTION	INCOME AMOUNT	INCOME TYPE	GROSS VALUE	VALUE METHOD

Transactions	Transaction Type	Transaction Date	Transaction Value
(1).	Buy	Jun 3, 2025	$15,001 - $50,000

126. **MASCO CORP** — $1,000 or less — Dividend

Transactions	Transaction Type	Transaction Date	Transaction Value
(1).	Sold	Jun 3, 2025	$15,001 - $50,000

127. **RICHMOND KY 5%33GO UTXDUE** — None — $15,001 - $50,000 — Cash/Market

Transactions	Transaction Type	Transaction Date	Transaction Value
(1).	Buy	Jun 9, 2025	$15,001 - $50,000

128. **KENTUCKY ST PPTY 5%** — None — $15,001 - $50,000 — Cash/Market

Transactions	Transaction Type	Transaction Date	Transaction Value
(1).	Buy	May 9, 2025	$15,001 - $50,000

129. **WELLS FARGO & CO** — $1,000 or less — Dividend — $15,001 - $50,000 — Cash/Market

Transactions	Transaction Type	Transaction Date	Transaction Value
(1).	Buy	Jun 27, 2025	$15,001 - $50,000

130. **MC CRACKEN CNTY KY GO 5%** — $1,000 or less — Interest — $15,001 - $50,000 — Cash/Market

Transactions	Transaction Type	Transaction Date	Transaction Value
(1).	Buy (add'l)	Aug 13, 2025	$15,001 - $50,000

131. **Harrison Street Real Assets Fund** — $1,000 or less — Dividend — $50,001 - $100,000 — Cash/Market

Transactions	Transaction Type	Transaction Date	Transaction Value
(1).	Sold (part)	Aug 22, 2025	$50,001 - $100,000
(2).	Sold (part)	Nov 21, 2025	$15,001 - $50,000

132. **iShares Core S&P Small-Cap ETF** — $1,000 or less — Dividend — $15,001 - $50,000 — Cash/Market

Transactions	Transaction Type	Transaction Date	Transaction Value
(1).	Buy (add'l)	Jul 18, 2025	$15,000 or less
(2).	Buy (add'l)	Oct 1, 2025	$1,000 - $15,000
(3).	Sold (part)	Nov 3, 2025	$1,000 - $15,000
(4).	Sold (part)	Nov 3, 2025	$15,000 or less

133. **HARDIN CNTY KY BRD E GO 5%** — None — $15,001 - $50,000 — Cash/Market

Transactions	Transaction Type	Transaction Date	Transaction Value
(1).	Buy	Oct 22, 2025	$15,001 - $50,000

134. **iShares Core S&P 500 ETF** — $1,000 or less — Dividend — $15,001 - $50,000 — Cash/Market

Transactions	Transaction Type	Transaction Date	Transaction Value
(1).	Buy (add'l)	Jul 18, 2025	$50,001 - $100,000
(2).	Sold (part)	Oct 28, 2025	$1,000 - $15,000
(3).	Buy (add'l)	Dec 26, 2025	$1,000 - $15,000

135. **AMGEN INC** — None — $15,000 or less — Cash/Market

Transactions	Transaction Type	Transaction Date	Transaction Value
(1).	Buy (add'l)	May 29, 2025	$1,000 - $15,000



	DESCRIPTION	INCOME AMOUNT	INCOME TYPE	GROSS VALUE	VALUE METHOD
136.	**VARIANT ALTERNATIVE INCOME**		None	$15,001 - $50,000	Cash/Market

Transactions	Transaction Type	Transaction Date	Transaction Value
(1).	Sold (part)	Mar 14, 2025	$15,001 - $50,000
(2).	Sold (part)	Dec 15, 2025	$1,000 - $15,000

137.	**STE SRT CNSR STPLS SLCT SEC**		None	$15,001 - $50,000	Cash/Market

Transactions	Transaction Type	Transaction Date	Transaction Value
(1).	Buy	Dec 18, 2025	$15,001 - $50,000

138.	**META PLATFORMS INC CLASS A**	$1,000 or less	Dividend	$15,000 or less	Cash/Market

Transactions	Transaction Type	Transaction Date	Transaction Value
(1).	Buy	Feb 4, 2025	$1,000 - $15,000

139.	**CHEVRON CORP NEW**	$1,000 or less	Dividend	$15,001 - $50,000	Cash/Market

Transactions	Transaction Type	Transaction Date	Transaction Value
(1).	Buy (add'l)	Feb 4, 2025	$15,001 - $50,000

140.	**KINDER MORGAN INC DEL**	$1,000 or less	Dividend	$15,000 or less	Cash/Market

Transactions	Transaction Type	Transaction Date	Transaction Value
(1).	Buy (add'l)	Feb 4, 2025	$1,000 - $15,000

141.	**bullitt cnty ky sch 5%**		None	$15,001 - $50,000	Cash/Market

Transactions	Transaction Type	Transaction Date	Transaction Value
(1).	Buy	Apr 28, 2025	$15,001 - $50,000

142.	**COMCAST CORP NEW CLASS A**	$1,000 or less	Dividend		

Transactions	Transaction Type	Transaction Date	Transaction Value
(1).	Sold	Feb 20, 2025	$15,001 - $50,000

143.	**ABBOTT LABS**	$1,000 or less	Dividend	$15,001 - $50,000	Cash/Market

Transactions	Transaction Type	Transaction Date	Transaction Value
(1).	Buy (add'l)	Feb 21, 2025	$15,001 - $50,000

144.	**I1.MEDTRONIC PLC F**	$1,000 or less	Dividend	$15,001 - $50,000	Cash/Market

Transactions	Transaction Type	Transaction Date	Transaction Value
(1).	Buy	Feb 21, 2025	$15,001 - $50,000

145.	**WINCHESTER KY UTIL**	$1,000 or less	Interest		

Transactions	Transaction Type	Transaction Date	Transaction Value
(1).	Redeemed	Jul 1, 2025	$15,001 - $50,000

146.	**WARREN CNTY KY BRD 5%30GO**		None	$15,001 - $50,000	Cash/Market

Transactions	Transaction Type	Transaction Date	Transaction Value
(1).	Buy	Jul 22, 2025	$15,001 - $50,000

147.	**SELECT SECTOR HEALTH CARE SP**	$1,000 or less	Dividend		

ADMINISTRATIVE OFFICE OF THE UNITED STATES COURTS

	DESCRIPTION	INCOME AMOUNT	INCOME TYPE	GROSS VALUE	VALUE METHOD

Transactions	Transaction Type	Transaction Date	Transaction Value
(1).	Buy	May 7, 2025	$15,000 or less
(2).	Sold	May 30, 2025	$15,000 or less

148.	**Community West Bancshare**	$1,000 or less	Interest	$50,001 - $100,000	Cash/Market
149.	**Central Bank Checking Account**	$1,000 or less	Interest	$15,001 - $50,000	Cash/Market
150.	**Union Bank Money Market Account**	$1,000 or less	Interest	$100,001 - $250,000	Cash/Market
151.	**Charles Schwab Bank Deposit Account**	$1,000 or less	Interest	$50,001 - $100,000	Cash/Market
152.	**Life Insurance Cash Value, Guardian X whole life policy**		None	$500,001 - $1,000,000	Cash/Market
153.	**Life Insurance Cash Value, Lincoln whole life policy Financial**		None	$15,000 or less	Cash/Market
154.	**Cali Alii LLC, Maui, HI)**		None	$100,001 - $250,000	Book Value
155.	**SP UPW, LLC (16.43%) Pasco, WA, XPO Freight, Dec. 2011**	$15,001 - $50,000	Distribution	$100,001 - $250,000	Book Value
156.	**RPG, LLC (4.23%) Grass Valley, CA, CA Hwy Patrol, Sept. 2011**	$5,001 - $15,000	Distribution	$50,001 - $100,000	Book Value
157.	**DKBB, LLC Oak Cap2/PacWest (50%), Real Estate Inv. Fund, March 2013**	$15,001 - $50,000	Distribution	$100,001 - $250,000	Book Value
158.	**Green Hat, LLC (25%), Real Estate Inv. Fund, April 2013**	$5,001 - $15,000	Distribution	$100,001 - $250,000	Book Value
159.	**Oakland, CA Condo, (50%)**		None	$100,001 - $250,000	Estimated
160.	**DKBB Properties, LLC Lex. KY (18%)Waller Office Bld**		None	$500,001 - $1,000,000	Book Value
161.	**DKBB Properties II, (18%) LLC Capstone, Lex Warehouse**		None	$250,001 - $500,000	Book Value
162.	**OCP III, LLC (2.59%) Real Estate Inv. Fund, Dec. 2015**	$5,001 - $15,000	Distribution	$50,001 - $100,000	Book Value
163.	**Chimney Cove, LLC (3.3%) HH South Carolina, Multi Family, Dec. 2015**	$5,001 - $15,000	Distribution	$50,001 - $100,000	Book Value
164.	**BoomCor I, LLC/SCH BoomCor, LLC, Multi Family, Feb. 2019**	$2,501 - $5,000	Distribution	$100,001 - $250,000	Book Value
165.	**Oak Capital IV, LLC Sacramento, CA, Real Estate Inv. Fund, Jan. 2021**	$15,001 - $50,000	Distribution	$500,001 - $1,000,000	Book Value
166.	**Mercury Real Estate Rollover Aggregator, LLC (2.68%) RE Fund 6/21 P1**	$50,001 - $100,000	Distribution	$1,000,001 - $5,000,000	Book Value
167.	**NJC Property, LLC Naples, FL, Condo**		None	$500,001 - $1,000,000	Book Value

	DESCRIPTION	INCOME AMOUNT	INCOME TYPE	GROSS VALUE	VALUE METHOD
168.	**Setzer Prop Fund I, LLC (1.063%), RE Fund, Nov. 2021 P1**	$50,001 - $100,000	Distribution	$1,000,001 - $5,000,000	Book Value
169.	**. SP RRTAI TIC, LLC (15%), Oct. 2022**	$2,501 - $5,000	Distribution	$100,001 - $250,000	Book Value
170.	**2333 Innovation, LLC (6.42%), Industrial Bldg, Lex KY, Nov. 2022**	$2,501 - $5,000	Distribution	$100,001 - $250,000	Book Value
171.	**Central Valley Bancorp 3,563 shares @ $13.50**		None	$15,001 - $50,000	Cash/Market
172.	**Apostles General Partnership 396 shares, Oil/Gas, Texas**		None	$100,001 - $250,000	Book Value
173.	**Apostles GP 2, Oil/Gas, Texas**		None	$50,001 - $100,000	Book Value
174.	**Yolo Partners, LLC (14.25%) 10/31/ exchange, Livingston, MT**		None	$500,001 - $1,000,000	Book Value
175.	**Sycamore Farms, LLC (70%), acres Walnuts, 2012**		None	$250,001 - $500,000	Book Value
176.	**SP SFL, LLC (1.25%)**		None	$100,001 - $250,000	Book Value
177.	**Camden Partners 555, LLC, CA Restaurant**		None	$15,000 or less	Book Value
178.	**Jasper H Properties, LLC, Inez, KY**		None	$100,001 - $250,000	Book Value
179.	**SP PLD, LLC (1.43%)**		None	$100,001 - $250,000	Book Value
180.	**OCP 400 CAP MALL (2.5%) (X)**		None	$500,001 - $1,000,000	Book Value
181.	**Shadboom, LLC**		None	$250,001 - $500,000	Book Value
182.	**AMERICAN FUNDS GROWTH FUND OF AMERICA 529A**		None	$100,001 - $250,000	Cash/Market

Additional Explanation: statements do not provide the amount of income earned by this asset.

Additional Explanation: Inadvertently omitted from 2024 report. No change in income or value.

VIII. Additional Information or Explanations

I do not have any Additional Information to report
No entries in this section