Annual, 2025

Financial Disclosure Report (AO Form 10)

Filer's Information
Crotty, Paul A.
U.S. District Court - New York Southern
Senior District Judge

I certify that all information given above (including information pertaining to my spouse and minor or dependent children, if any) is accurate, true, and complete to the best of my knowledge and belief, and that any information not reported was withheld because it met applicable statutory provisions permitting non-disclosure.

I further certify that earned income from outside employment and honoraria and the acceptance of gifts which have been reported are in compliance with the provisions of 5 U.S.C. Â§ 13141 et. seq., 5 U.S.C. Â§ 7353, and Judicial Conference regulations.

/s/ Crotty, Paul A. [electronically signed on Sep 3, 2026 10:30am by Crotty, Paul A. in JEFS]
/s/ Crotty, Paul A. [electronically signed on Aug 12, 2026 12:05pm by Crotty, Paul A. in JEFS]

I. Positions

I do not have any Positions to report
No entries in this section

II. Agreements

I do not have any Agreements to report
No entries in this section

III A. Filer Non-Investment Income

I do not have any Filer Non-Investment Income to report
No entries in this section

III B. Spouse Non-Investment Income

I do not have any Spouse Non-Investment Income to report
No entries in this section

IV. Reimbursements

I do not have any Reimbursements to report
No entries in this section

V. Gifts

I do not have any Gifts to report

No entries in this section

VI. Liabilities

I do not have any Liabilities to report
No entries in this section

VII. Investments and Trusts

	DESCRIPTION	INCOME AMOUNT	INCOME TYPE	GROSS VALUE	VALUE METHOD
1.	**U.S. Treasury Note (3-31-26)**	$5,001 - $15,000	Distribution		

Transactions	Transaction Type	Transaction Date	Transaction Value
(1).	Sold	Nov 5, 2025	$15,000 or less

2.	**U.S. Treasury Note (3-15-27)**		None	$15,001 - $50,000	Cash/Market

Transactions	Transaction Type	Transaction Date	Transaction Value
(1).	Buy	Sep 2, 2025	$15,001 - $50,000

3.	**U.S. Treasury Note (3-31-27)**		None	$15,001 - $50,000	Cash/Market

Transactions	Transaction Type	Transaction Date	Transaction Value
(1).	Buy	May 19, 2025	$15,001 - $50,000

4.	**Novartis Cap Corp (11-20-25)**	$15,001 - $50,000	Distribution		

Transactions	Transaction Type	Transaction Date	Transaction Value
(1).	Sold	May 15, 2025	$15,001 - $50,000

5.	**John Deere Capital Corp Bond (1-15-25)**	$15,001 - $50,000	Distribution		

Transactions	Transaction Type	Transaction Date	Transaction Value
(1).	Sold	Jul 14, 2025	$15,001 - $50,000

6.	**John Deere Capital Corp Bond**	$2,501 - $5,000	Distribution		

Transactions	Transaction Type	Transaction Date	Transaction Value
(1).	Sold	Feb 18, 2025	$15,000 or less

7.	**WM, WASTE MANAGEMENT INC**	$5,001 - $15,000	Distribution		

Transactions	Transaction Type	Transaction Date	Transaction Value
(1).	Sold	Sep 4, 2025	$15,000 or less
(2).	Sold	Oct 29, 2025	$15,000 or less
(3).	Sold	Oct 30, 2025	$15,000 or less
(4).	Sold	Dec 1, 2025	$15,000 or less

8.	**V, VISA INC.**	$2,501 - $5,000	Distribution	$15,000 or less	Cash/Market

Transactions	Transaction Type	Transaction Date	Transaction Value
(1).	Sold (part)	Sep 4, 2025	$15,000 or less

9.	**Vanguard FTSE Emerging Mkts ETF**		None	$15,000 or less	Cash/Market



DESCRIPTION	INCOME AMOUNT	INCOME TYPE	GROSS VALUE	VALUE METHOD

Transactions	Transaction Type	Transaction Date	Transaction Value
(1).	Buy	Nov 24, 2025	$15,000 or less

10. **Vanguard FTSE Developed Mkts ETF** — None — $15,000 or less — Cash/Market

Transactions	Transaction Type	Transaction Date	Transaction Value
(1).	Buy	Oct 15, 2025	$15,000 or less
(2).	Buy (add'l)	Nov 24, 2025	$15,000 or less
(3).	Buy (add'l)	Dec 1, 2025	$15,000 or less

11. **United Health Grp Inc.** — $15,001 - $50,000 — Distribution

Transactions	Transaction Type	Transaction Date	Transaction Value
(1).	Sold	May 14, 2025	$15,000 or less
(2).	Sold	Jun 5, 2025	$50,001 - $100,000

12. **UBER, Uber Technologies, Inc** — None — $15,000 or less — Cash/Market

Transactions	Transaction Type	Transaction Date	Transaction Value
(1).	Buy	Apr 9, 2025	$15,000 or less
(2).	Buy (add'l)	Nov 24, 2025	$15,000 or less

13. **TT, Trane Technologies plc** — $1,000 or less — Dividend — $15,000 or less — Cash/Market

Transactions	Transaction Type	Transaction Date	Transaction Value
(1).	Buy	Jun 11, 2025	$15,000 or less
(2).	Buy (add'l)	Jun 11, 2025	$15,000 or less

14. **TMUS, T-Mobile US, Inc.** — $1,000 or less — Dividend — $15,000 or less — Cash/Market

Transactions	Transaction Type	Transaction Date	Transaction Value
(1).	Buy	Oct 6, 2025	$15,000 or less
(2).	Buy (add'l)	Oct 6, 2025	$15,000 or less

15. **TJX, TJX COMPANIES INC /DE/** — $1,001 - $2,500 — Distribution — $15,000 or less — Cash/Market

Transactions	Transaction Type	Transaction Date	Transaction Value
(1).	Sold (part)	Sep 2, 2025	$15,000 or less
(2).	Sold (part)	Sep 4, 2025	$15,000 or less
(3).	Sold (part)	Nov 24, 2025	$15,000 or less

16. **TMO, THERMO FISHER SCIENTIFIC INC.** — $2,501 - $5,000 — Distribution — $15,000 or less — Cash/Market

Transactions	Transaction Type	Transaction Date	Transaction Value
(1).	Sold (part)	Sep 2, 2025	$15,000 or less
(2).	Sold (part)	Sep 4, 2025	$15,000 or less
(3).	Sold (part)	Nov 24, 2025	$15,000 or less

17. **SYK, STRYKER CORP** — $15,001 - $50,000 — Distribution — $15,000 or less — Cash/Market

Transactions	Transaction Type	Transaction Date	Transaction Value
(1).	Sold (part)	Apr 10, 2025	$15,000 or less
(2).	Sold (part)	Jul 14, 2025	$15,001 - $50,000
(3).	Sold (part)	Sep 2, 2025	$15,000 or less
(4).	Sold (part)	Sep 4, 2025	$15,000 or less
(5).	Sold (part)	Nov 24, 2025	$15,000 or less



	DESCRIPTION	INCOME AMOUNT	INCOME TYPE	GROSS VALUE	VALUE METHOD
18.	**SPGI, S&P Global Inc.**	$1,000 or less	Distribution	$15,000 or less	Cash/Market

Transactions	Transaction Type	Transaction Date	Transaction Value
(1).	Sold (part)	Sep 4, 2025	$15,000 or less
(2).	Sold (part)	Nov 24, 2025	$15,000 or less

19.	**PGR, PROGRESSIVE CORP/OH/**		None	$15,000 or less	Cash/Market

Transactions	Transaction Type	Transaction Date	Transaction Value
(1).	Buy	Nov 24, 2025	$15,000 or less

20.	**PG, PROCTER & GAMBLE Co**	$2,501 - $5,000	Distribution	$15,000 or less	Cash/Market

Transactions	Transaction Type	Transaction Date	Transaction Value
(1).	Sold (part)	Mar 12, 2025	$15,000 or less
(2).	Sold (part)	Jul 14, 2025	$15,000 or less
(3).	Sold (part)	Sep 4, 2025	$15,000 or less

21.	**PANW, Palo Alto Networks Inc**	$1,001 - $2,500	Distribution	$15,000 or less	Cash/Market

Transactions	Transaction Type	Transaction Date	Transaction Value
(1).	Sold (part)	Sep 4, 2025	$15,000 or less
(2).	Sold (part)	Nov 24, 2025	$15,000 or less

22.	**ORCL, ORACLE CORP**	$1,000 or less	Dividend	$15,000 or less	Cash/Market

Transactions	Transaction Type	Transaction Date	Transaction Value
(1).	Buy	Apr 23, 2025	$15,000 or less
(2).	Buy (add'l)	Apr 23, 2025	$15,000 or less

23.	**NVDA, NVIDIA CORP**	$5,001 - $15,000	Distribution	$15,000 or less	Cash/Market

Transactions	Transaction Type	Transaction Date	Transaction Value
(1).	Sold (part)	Aug 22, 2025	$15,000 or less
(2).	Sold (part)	Sep 4, 2025	$15,000 or less
(3).	Buy (add'l)	Oct 23, 2025	$15,000 or less
(4).	Buy (add'l)	Nov 24, 2025	$15,000 or less

24.	**NOC, NORTHROP GRUMMAN CORP /DE/**	$5,001 - $15,000	Distribution		

Transactions	Transaction Type	Transaction Date	Transaction Value
(1).	Sold	Jun 4, 2025	$15,000 or less

25.	**NFLX, NETFLIX INC**	$1,000 or less	Distribution	$15,000 or less	Cash/Market

Transactions	Transaction Type	Transaction Date	Transaction Value
(1).	Buy	Mar 19, 2025	$15,000 or less
(2).	Buy (add'l)	Mar 19, 2025	$15,000 or less
(3).	Sold (part)	Sep 4, 2025	$15,000 or less

26.	**MS, MORGAN STANLEY**		None	$15,000 or less	Cash/Market

Transactions	Transaction Type	Transaction Date	Transaction Value
(1).	Buy	Nov 24, 2025	$15,000 or less

27.	**MNST, Monster Beverage Corp**	$1,000 or less	Distribution		

	DESCRIPTION	INCOME AMOUNT	INCOME TYPE	GROSS VALUE	VALUE METHOD

Transactions	Transaction Type	Transaction Date	Transaction Value
(1).	Buy	Jan 6, 2025	$15,000 or less
(2).	Sold	Oct 15, 2025	$15,000 or less

28.	**MSFT, MICROSOFT CORP**	$15,001 - $50,000	Distribution	$15,000 or less	Cash/Market

Transactions	Transaction Type	Transaction Date	Transaction Value
(1).	Sold (part)	Jun 5, 2025	$15,000 or less
(2).	Sold (part)	Jun 20, 2025	$15,001 - $50,000
(3).	Sold (part)	Sep 4, 2025	$15,000 or less
(4).	Sold (part)	Nov 24, 2025	$15,000 or less

29.	**META, Meta Platforms, Inc.**	$2,501 - $5,000	Distribution	$15,000 or less	Cash/Market

Transactions	Transaction Type	Transaction Date	Transaction Value
(1).	Sold (part)	Aug 7, 2025	$15,000 or less
(2).	Sold (part)	Sep 4, 2025	$15,000 or less

30.	**MRK, Merck & Co., Inc.**		None	$15,000 or less	Cash/Market

Transactions	Transaction Type	Transaction Date	Transaction Value
(1).	Buy	Nov 24, 2025	$15,000 or less

31.	**MA, Mastercard Inc**		None	$15,000 or less	Cash/Market

Transactions	Transaction Type	Transaction Date	Transaction Value
(1).	Buy	Nov 24, 2025	$15,000 or less

32.	**LIN, LINDE PLC**	$2,501 - $5,000	Distribution		

Transactions	Transaction Type	Transaction Date	Transaction Value
(1).	Sold	Sep 4, 2025	$15,000 or less

33.	**LRCX, LAM RESEARCH CORP**		None	$15,000 or less	Cash/Market

Transactions	Transaction Type	Transaction Date	Transaction Value
(1).	Buy	Nov 24, 2025	$15,000 or less

34.	**JP Morgan Chase & Co**	$2,501 - $5,000	Distribution	$15,000 or less	Cash/Market

Transactions	Transaction Type	Transaction Date	Transaction Value
(1).	Sold (part)	Sep 2, 2025	$15,000 or less
(2).	Sold (part)	Sep 4, 2025	$15,000 or less

35.	**ISRG, INTUITIVE SURGICAL INC**		None	$15,000 or less	Cash/Market

Transactions	Transaction Type	Transaction Date	Transaction Value
(1).	Buy	May 9, 2025	$15,000 or less
(2).	Buy (add'l)	May 9, 2025	$15,000 or less

36.	**ICE, Intercontinental Exchange, Inc.**	$2,501 - $5,000	Distribution		

Transactions	Transaction Type	Transaction Date	Transaction Value
(1).	Sold	Sep 4, 2025	$15,000 or less
(2).	Sold	Oct 1, 2025	$15,000 or less

37.	**iShares Core S&P MidCap ETF**	$1,000 or less	Dividend	$15,000 or less	Cash/Market

ADMINISTRATIVE OFFICE OF THE UNITED STATES COURTS

DESCRIPTION	INCOME AMOUNT	INCOME TYPE	GROSS VALUE	VALUE METHOD

Transactions	Transaction Type	Transaction Date	Transaction Value
(1).	Buy	Nov 24, 2025	$15,000 or less
(2).	Buy (add'l)	Nov 24, 2025	$15,000 or less
(3).	Buy (add'l)	Dec 1, 2025	$15,000 or less

38. **HON, HONEYWELL INTERNATIONAL INC** — $15,001 - $50,000 — Distribution

Transactions	Transaction Type	Transaction Date	Transaction Value
(1).	Sold	Mar 12, 2025	$15,000 or less
(2).	Sold	Aug 22, 2025	$15,000 or less
(3).	Sold	Sep 4, 2025	$15,000 or less
(4).	Sold	Oct 6, 2025	$15,000 or less
(5).	Sold	Oct 15, 2025	$15,000 or less
(6).	Sold	Oct 29, 2025	$15,000 or less

39. **Home Depot Inc.** — $1,001 - $2,500 — Distribution — $15,000 or less — Cash/Market

Transactions	Transaction Type	Transaction Date	Transaction Value
(1).	Sold (part)	Jul 14, 2025	$15,000 or less
(2).	Sold (part)	Sep 2, 2025	$15,000 or less
(3).	Sold (part)	Sep 4, 2025	$15,000 or less

40. **HLT, Hilton Worldwide Holdings Inc.** — $2,501 - $5,000 — Distribution — $15,000 or less — Cash/Market

Transactions	Transaction Type	Transaction Date	Transaction Value
(1).	Sold (part)	Mar 12, 2025	$15,000 or less
(2).	Sold (part)	Jul 14, 2025	$15,000 or less
(3).	Sold (part)	Sep 2, 2025	$15,000 or less
(4).	Sold (part)	Sep 4, 2025	$15,000 or less

41. **GE Aerospace (General Electric Co.)** — $1,000 or less — Dividend — $15,000 or less — Cash/Market

Transactions	Transaction Type	Transaction Date	Transaction Value
(1).	Buy	Jul 23, 2025	$15,000 or less
(2).	Buy (add'l)	Nov 24, 2025	$15,000 or less

42. **IT, GARTNER INC** — $5,001 - $15,000 — Distribution

Transactions	Transaction Type	Transaction Date	Transaction Value
(1).	Sold	Mar 18, 2025	$15,000 or less
(2).	Sold (part)	Mar 18, 2025	$15,000 or less

43. **FI, FISERV INC** — $5,001 - $15,000 — Distribution

Transactions	Transaction Type	Transaction Date	Transaction Value
(1).	Buy	Mar 19, 2025	$15,000 or less
(2).	Buy (add'l)	Mar 19, 2025	$15,000 or less
(3).	Sold	Jun 4, 2025	$15,000 or less
(4).	Sold (part)	Jun 4, 2025	$15,000 or less

44. **XOM, EXXON MOBIL CORP** — $5,001 - $15,000 — Distribution — $15,000 or less — Cash/Market

Transactions	Transaction Type	Transaction Date	Transaction Value
(1).	Sold (part)	Apr 10, 2025	$15,000 or less
(2).	Sold (part)	Apr 28, 2025	$15,000 or less
(3).	Buy	Nov 24, 2025	$15,000 or less



	DESCRIPTION	INCOME AMOUNT	INCOME TYPE	GROSS VALUE	VALUE METHOD
45.	**LLY, ELI LILLY & Co**	$5,001 - $15,000	Distribution	$15,000 or less	Cash/Market

Transactions	Transaction Type	Transaction Date	Transaction Value
(1).	Sold (part)	Jul 14, 2025	$15,000 or less
(2).	Sold (part)	Sep 2, 2025	$15,000 or less
(3).	Sold (part)	Sep 4, 2025	$15,000 or less
(4).	Sold (part)	Nov 24, 2025	$15,000 or less

46.	**ECL, ECOLAB INC.**		None	$15,000 or less	Cash/Market

Transactions	Transaction Type	Transaction Date	Transaction Value
(1).	Buy	Oct 6, 2025	$15,000 or less
(2).	Buy (add'l)	Oct 6, 2025	$15,000 or less

47.	**DUK, Duke Energy CORP**	$5,001 - $15,000	Distribution		

Transactions	Transaction Type	Transaction Date	Transaction Value
(1).	Sold	Feb 21, 2025	$15,000 or less

48.	**DR Horton Inc.**	$2,501 - $5,000	Distribution		

Transactions	Transaction Type	Transaction Date	Transaction Value
(1).	Sold	Feb 12, 2025	$15,000 or less

49.	**DE, DEERE & CO**	$5,001 - $15,000	Distribution	$15,000 or less	Cash/Market

Transactions	Transaction Type	Transaction Date	Transaction Value
(1).	Sold (part)	Jul 14, 2025	$15,000 or less
(2).	Sold (part)	Sep 4, 2025	$15,000 or less
(3).	Sold (part)	Nov 24, 2025	$15,000 or less

50.	**DHR, DANAHER CORP /DE/**	$15,001 - $50,000	Distribution		

Transactions	Transaction Type	Transaction Date	Transaction Value
(1).	Sold	Apr 3, 2025	$15,000 or less
(2).	Sold (part)	Apr 3, 2025	$15,000 or less

51.	**COST, COSTCO WHOLESALE CORP /NEW**	$15,001 - $50,000	Distribution	$15,000 or less	Cash/Market

Transactions	Transaction Type	Transaction Date	Transaction Value
(1).	Sold (part)	Apr 25, 2025	$15,000 or less
(2).	Sold (part)	Jun 5, 2025	$15,000 or less
(3).	Sold (part)	Aug 7, 2025	$15,000 or less
(4).	Sold (part)	Sep 2, 2025	$15,000 or less
(5).	Sold (part)	Sep 4, 2025	$15,000 or less
(6).	Sold (part)	Nov 24, 2025	$15,000 or less

52.	**COKE, Coca-Cola Consolidated, Inc.**	$15,001 - $50,000	Distribution	$15,000 or less	Cash/Market

Transactions	Transaction Type	Transaction Date	Transaction Value
(1).	Sold (part)	Apr 9, 2025	$15,000 or less
(2).	Sold (part)	Apr 10, 2025	$15,000 or less
(3).	Sold (part)	Oct 7, 2025	$15,000 or less
(4).	Sold (part)	Dec 22, 2025	$15,000 or less

53.	**CB, Chubb Ltd**	$2,501 - $5,000	Distribution	$15,000 or less	Cash/Market



	DESCRIPTION	INCOME AMOUNT	INCOME TYPE	GROSS VALUE	VALUE METHOD

Transactions	Transaction Type	Transaction Date	Transaction Value
(1).	Sold (part)	Sep 2, 2025	$15,000 or less
(2).	Sold (part)	Sep 4, 2025	$15,000 or less

54. **CMG, CHIPOTLE MEXICAN GRILL INC** — $1,001 - $2,500 — Distribution

Transactions	Transaction Type	Transaction Date	Transaction Value
(1).	Sold	Mar 18, 2025	$15,000 or less

55. **CVX, CHEVRON CORP** — $2,501 - $5,000 — Distribution — $15,000 or less — Cash/Market

Transactions	Transaction Type	Transaction Date	Transaction Value
(1).	Sold (part)	Sep 2, 2025	$15,000 or less
(2).	Sold (part)	Sep 4, 2025	$15,000 or less

56. **CP, CANADIAN PACIFIC KANSAS CITY LTD/CN** — $5,001 - $15,000 — Distribution

Transactions	Transaction Type	Transaction Date	Transaction Value
(1).	Sold	Mar 12, 2025	$15,000 or less
(2).	Sold	Mar 18, 2025	$15,000 or less
(3).	Sold (part)	Mar 18, 2025	$15,000 or less

57. **CAT, CATERPILLAR INC** — $5,001 - $15,000 — Distribution — $15,000 or less — Cash/Market

Transactions	Transaction Type	Transaction Date	Transaction Value
(1).	Sold (part)	Sep 2, 2025	$15,000 or less
(2).	Sold (part)	Sep 4, 2025	$15,000 or less
(3).	Sold (part)	Nov 24, 2025	$15,000 or less

58. **CASY, CASEYS GENERAL STORES INC** — None — $15,000 or less — Cash/Market

Transactions	Transaction Type	Transaction Date	Transaction Value
(1).	Buy	Nov 24, 2025	$15,000 or less

59. **CDNS, CADENCE DESIGN SYSTEMS INC** — None — $15,000 or less — Cash/Market

Transactions	Transaction Type	Transaction Date	Transaction Value
(1).	Buy	Oct 6, 2025	$15,000 or less

60. **BAM, Brookfield Asset Management Ltd.** — None — $15,000 or less — Cash/Market

Transactions	Transaction Type	Transaction Date	Transaction Value
(1).	Buy	Nov 24, 2025	$15,000 or less

61. **AVGO, Broadcom Inc.** — $1,000 or less — Dividend — $15,000 or less — Cash/Market

Transactions	Transaction Type	Transaction Date	Transaction Value
(1).	Buy	Jan 6, 2025	$15,000 or less
(2).	Buy (add'l)	Nov 24, 2025	$15,000 or less

62. **BRK-B, BERKSHIRE HATHAWAY INC** — None — $15,000 or less — Cash/Market

Transactions	Transaction Type	Transaction Date	Transaction Value
(1).	Buy	Apr 9, 2025	$15,000 or less
(2).	Buy (add'l)	Apr 9, 2025	$15,000 or less

63. **6. Arista Networks Inc.** — None — $15,000 or less — Cash/Market

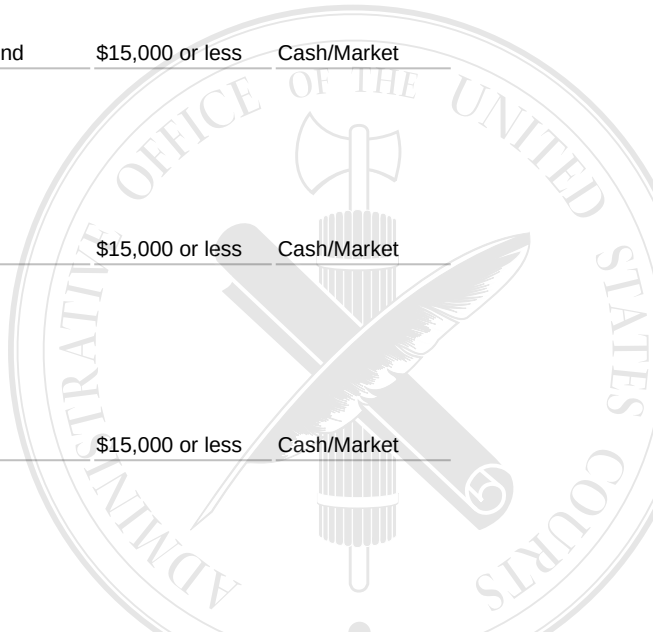

DESCRIPTION	INCOME AMOUNT	INCOME TYPE	GROSS VALUE	VALUE METHOD

Transactions	Transaction Type	Transaction Date	Transaction Value
(1).	Buy	Nov 24, 2025	$15,000 or less

64. **AAPL, Apple Inc.**	$50,001 - $100,000	Distribution	$15,000 or less	Cash/Market	

Transactions	Transaction Type	Transaction Date	Transaction Value
(1).	Sold (part)	Jan 31, 2025	$15,000 or less
(2).	Sold (part)	Apr 25, 2025	$15,000 or less
(3).	Sold (part)	Jun 5, 2025	$15,000 or less
(4).	Sold (part)	Jun 20, 2025	$15,000 or less
(5).	Sold (part)	Aug 7, 2025	$15,000 or less
(6).	Sold (part)	Aug 22, 2025	$15,000 or less
(7).	Sold (part)	Sep 2, 2025	$15,000 or less
(8).	Sold (part)	Sep 4, 2025	$15,000 or less
(9).	Sold (part)	Nov 24, 2025	$15,000 or less

65. **ADI, ANALOG DEVICES INC**	$1,001 - $2,500	Distribution			

Transactions	Transaction Type	Transaction Date	Transaction Value
(1).	Sold	Apr 3, 2025	$15,000 or less
(2).	Sold	Apr 3, 2025	$15,001 - $50,000

66. **AMGN, AMGEN INC**	$5,001 - $15,000	Distribution	$15,000 or less	Cash/Market	

Transactions	Transaction Type	Transaction Date	Transaction Value
(1).	Sold (part)	Mar 12, 2025	$15,000 or less
(2).	Sold (part)	Sep 2, 2025	$15,000 or less
(3).	Sold (part)	Sep 4, 2025	$15,000 or less

67. **AXP, AMERICAN EXPRESS CO**	$100,001 - $1,000,000	Distribution	$15,000 or less	Cash/Market	

Transactions	Transaction Type	Transaction Date	Transaction Value
(1).	Sold (part)	Mar 12, 2025	$15,000 or less
(2).	Sold (part)	Apr 28, 2025	$15,000 or less
(3).	Sold (part)	May 9, 2025	$15,000 or less
(4).	Sold (part)	May 23, 2025	$15,000 or less
(5).	Sold (part)	Jul 14, 2025	$15,000 or less
(6).	Sold (part)	Sep 4, 2025	$15,000 or less
(7).	Sold (part)	Sep 18, 2025	$15,000 or less
(8).	Sold (part)	Sep 23, 2025	$15,000 or less
(9).	Sold (part)	Oct 6, 2025	$15,000 or less
(10).	Sold (part)	Oct 7, 2025	$15,000 or less
(11).	Sold (part)	Nov 24, 2025	$15,000 or less
(12).	Sold (part)	Dec 22, 2025	$15,000 or less

68. **AMZN, AMAZON COM INC**	$50,001 - $100,000	Distribution	$15,000 or less	Cash/Market	



DESCRIPTION			INCOME AMOUNT	INCOME TYPE	GROSS VALUE	VALUE METHOD
Transactions	**Transaction Type**	**Transaction Date**	**Transaction Value**			
(1).	Sold (part)	Jan 31, 2025	$15,000 or less			
(2).	Sold (part)	Apr 24, 2025	$15,000 or less			
(3).	Sold (part)	Jun 5, 2025	$15,000 or less			
(4).	Sold (part)	Jun 20, 2025	$15,000 or less			
(5).	Sold (part)	Jul 14, 2025	$15,000 or less			
(6).	Sold (part)	Aug 22, 2025	$15,000 or less			
(7).	Sold (part)	Sep 2, 2025	$15,000 or less			
(8).	Sold (part)	Sep 4, 2025	$15,000 or less			
(9).	Sold (part)	Nov 24, 2025	$15,000 or less			

69.	**Alphabet Inc.**		$50,001 - $100,000	Distribution	$15,000 or less	Cash/Market
Transactions	**Transaction Type**	**Transaction Date**	**Transaction Value**			
(1).	Sold (part)	Jan 31, 2025	$15,000 or less			
(2).	Sold (part)	Jun 5, 2025	$15,000 or less			
(3).	Sold (part)	Jun 20, 2025	$15,000 or less			
(4).	Sold (part)	Aug 7, 2025	$15,000 or less			
(5).	Sold (part)	Aug 22, 2025	$15,000 or less			
(6).	Sold (part)	Sep 2, 2025	$15,000 or less			
(7).	Sold (part)	Sep 4, 2025	$15,000 or less			
(8).	Sold (part)	Nov 24, 2025	$15,000 or less			

70.	**AMD, ADVANCED MICRO DEVICES INC**			None	$15,000 or less	Cash/Market
Transactions	**Transaction Type**	**Transaction Date**	**Transaction Value**			
(1).	Buy	Nov 24, 2025	$15,000 or less			

71.	**ABBV, AbbVie Inc.**			None	$15,000 or less	Cash/Market
Transactions	**Transaction Type**	**Transaction Date**	**Transaction Value**			
(1).	Buy	Nov 24, 2025	$15,000 or less			

VIII. Additional Information or Explanations

I do not have any Additional Information to report
No entries in this section