Annual, 2025

Financial Disclosure Report (AO Form 10)

Filer's Information
Dalton, Roy Bale
U.S. District Court - Florida Middle
Senior District Judge

I certify that all information given above (including information pertaining to my spouse and minor or dependent children, if any) is accurate, true, and complete to the best of my knowledge and belief, and that any information not reported was withheld because it met applicable statutory provisions permitting non-disclosure.

I further certify that earned income from outside employment and honoraria and the acceptance of gifts which have been reported are in compliance with the provisions of 5 U.S.C. Â§ 13141 et. seq., 5 U.S.C. Â§ 7353, and Judicial Conference regulations.

/s/ Dalton, Roy Bale [electronically signed on May 11, 2026 8:27am by Dalton, Roy Bale in JEFS]

I. Positions

	ORGANIZATION/ENTITY NAME	ORGANIZATION/ENTITY TYPE	POSITION HELD
1.	Rugby Property, LLC	Partnerships	Partner

II. Agreements

I do not have any Agreements to report
No entries in this section

III A. Filer Non-Investment Income

I do not have any Filer Non-Investment Income to report
No entries in this section

III B. Spouse Non-Investment Income

I do not have any Spouse Non-Investment Income to report
No entries in this section

IV. Reimbursements

I do not have any Reimbursements to report
No entries in this section

V. Gifts

I do not have any Gifts to report

No entries in this section

VI. Liabilities

I do not have any Liabilities to report
No entries in this section

VII. Investments and Trusts

	DESCRIPTION	INCOME AMOUNT	INCOME TYPE	GROSS VALUE	VALUE METHOD
1.	**Government Personnel Mutual Whole Life**	$1,000 or less	Interest	$15,000 or less	Cash/Market
2.	**GK Aviation, LLC (Passive Investment as a Limited Partner)**		None	$15,000 or less	Book Value
3.	**Mainstay Healthcare Sun State Central (Passive Investment as Ltd Ptr)**	$2,501 - $5,000	Distribution	$15,001 - $50,000	Book Value
4.	**Mainstay Healthcare Coastal Plain LLC (Passive Investment as Ltd Ptr)**	$5,001 - $15,000	Distribution	$50,001 - $100,000	Book Value
5.	**(H) Brokerage Account #2:**				
5-A.	- Eagle Mtn & Saginaw Tex Indpt Ultd Tax Ref Bds	$1,000 or less	Interest	$15,001 - $50,000	Cash/Market
5-B.	- Vanguard Total Stock Market Index Fund - ADM #585 Mutual Fund	$1,000 or less	Dividend	$15,001 - $50,000	Cash/Market
5-C.	- Bellingham Washington Go Bonds	$1,000 or less	Interest	$15,001 - $50,000	Cash/Market
5-D.	- Daytona Beach FL Go Ref Bonds 2012	$1,000 or less	Interest	$15,001 - $50,000	Cash/Market
5-E.	- Columbia Dividend Income Fund Cl	$1,001 - $2,500	Dividend	$15,001 - $50,000	Cash/Market
5-F.	- CVS Health Corp 2.875%	$1,000 or less	Interest	$15,001 - $50,000	Cash/Market
5-G.	- JP Morgan Chase & Co 3.625%	$1,000 or less	Interest	$15,000 or less	Cash/Market
5-H.	- Franklin County Tennessee GO Bond	$1,000 or less	Interest	$15,001 - $50,000	Cash/Market
5-I.	- District of Columbia GO Bonds SER. 2021 D 04.00000%	$1,000 or less	Interest	$15,001 - $50,000	Cash/Market
5-J.	- New York NY City Transitional Bonds 05.00000%	$1,000 or less	Interest	$15,001 - $50,000	Cash/Market
5-K.	- Massachusetts St Dev Fin Agency Revenue Bond	$1,000 or less	Interest	$15,001 - $50,000	Cash/Market
5-L.	- Miami-Dade County FL Spl Oblig Cap Asset Bond	$1,000 or less	Interest	$15,001 - $50,000	Cash/Market
5-M.	- North Dakota Pub Fin Auth St Revolving Bond	$1,000 or less	Interest	$15,001 - $50,000	Cash/Market
5-N.	- Loudoun County VA Pub Impt Go Bonds	$1,001 - $2,500	Interest	$15,001 - $50,000	Cash/Market
5-O.	- Florida State Turnpike Authority Rev Dept Trans Bond	$1,000 or less	Interest	$15,001 - $50,000	Cash/Market
5-P.	- Costco Wholesale Corp Common Stock	$1,000 or less	Dividend	$15,000 or less	Cash/Market
5-Q.	- iShares Large Cap Max Buffer Jun ETF	$1,000 or less	Dividend	$15,001 - $50,000	Cash/Market
5-R.	- Pimco FDS Income Fund	$1,000 or less	Dividend		
	Transactions **Transaction Type** **Transaction Date** **Transaction Value**				
	(1). Sold Aug 19, 2025 $15,001 - $50,000				
5-S.	- Goldman Sachs Group Inc Sr Glbl	$1,001 - $2,500	Interest		
	Transactions **Transaction Type** **Transaction Date** **Transaction Value**				
	(1). Redeemed Nov 25, 2025 $15,001 - $50,000				
5-T.	- Cohen & Steers Preferred Sec & Income	$1,001 - $2,500	Dividend		
	Transactions **Transaction Type** **Transaction Date** **Transaction Value**				
	(1). Sold Oct 29, 2025 $15,001 - $50,000				
5-U.	- Fidelity Government Money Market Fund	$1,001 - $2,500	Dividend	$15,000 or less	Cash/Market

ADMINISTRATIVE OFFICE OF THE UNITED STATES COURTS

	DESCRIPTION	INCOME AMOUNT	INCOME TYPE	GROSS VALUE	VALUE METHOD
5-V.	- Lamb Weston Holdings Inc Common Stock	$1,000 or less	Dividend		
	Transactions **Transaction Type** **Transaction Date** **Transaction Value**				
	(1). Sold Nov 13, 2025 $15,000 or less				
5-W.	- UNITED STATES TREAS SER Z-2025 0.25000% - 912828ZT0	$1,000 or less	Interest		
	Transactions **Transaction Type** **Transaction Date** **Transaction Value**				
	(1). Sold Jun 2, 2025 $15,001 - $50,000				
5-X.	- Clearbridge Large Cap Growth I Fd (FKA: Legg Mason Partners Equity)	$2,501 - $5,000	Dividend,Gain		
	Transactions **Transaction Type** **Transaction Date** **Transaction Value**				
	(1). Sold Aug 19, 2025 $15,000 or less				
5-Y.	- Parametric Commodity Strategy Fund	$1,000 or less	Gain		
	Transactions **Transaction Type** **Transaction Date** **Transaction Value**				
	(1). Sold Dec 8, 2025 $15,000 or less				
5-Z.	- Vanguard Equity Income Fund (FKA Fenway Fds Equity Income Fd)	$2,501 - $5,000	Dividend,Gain		
	Transactions **Transaction Type** **Transaction Date** **Transaction Value**				
	(1). Sold Dec 8, 2025 $15,001 - $50,000				
6.	**(H) Brokerage Account #3**				
6-A.	- Fidelity Government Money Market Fund	$1,001 - $2,500	Dividend	$15,001 - $50,000	Cash/Market
6-B.	- Adobe Systems Inc. Common Stock		None		
	Transactions **Transaction Type** **Transaction Date** **Transaction Value**				
	(1). Sold Feb 6, 2025 $15,000 or less				
6-C.	- Becton Dickinson and Co. Common Stock		None		
	Transactions **Transaction Type** **Transaction Date** **Transaction Value**				
	(1). Sold Feb 6, 2025 $15,000 or less				
6-D.	- Bruker Corp. Common Stock		None		
	Transactions **Transaction Type** **Transaction Date** **Transaction Value**				
	(1). Sold Feb 6, 2025 $15,000 or less				
6-E.	- Danaher Corp. Common Stock	$1,000 or less	Dividend		
	Transactions **Transaction Type** **Transaction Date** **Transaction Value**				
	(1). Sold Feb 6, 2025 $15,000 or less				
6-F.	- UNITED STATES TREAS BONDS 3.00000% - 912810QW1	$1,000 or less	Interest		
	Transactions **Transaction Type** **Transaction Date** **Transaction Value**				
	(1). Sold Feb 7, 2025 $15,000 or less				
6-G.	- UNITED STATES TREAS SER BONDS 3.00000% - 912810SA7	$1,000 or less	Interest		
	Transactions **Transaction Type** **Transaction Date** **Transaction Value**				
	(1). Sold Feb 7, 2025 $15,000 or less				
6-H.	- Federal National Mortgage Association Note 6.62500% - 31359MGK3	$1,000 or less	Interest		
	Transactions **Transaction Type** **Transaction Date** **Transaction Value**				
	(1). Sold Feb 7, 2025 $15,000 or less				
6-I.	- ICON Public Limited Company Common Stock		None		
	Transactions **Transaction Type** **Transaction Date** **Transaction Value**				
	(1). Sold Feb 6, 2025 $15,000 or less				
6-J.	- Johnson & Johnson Common Stock		None		



	DESCRIPTION	INCOME AMOUNT	INCOME TYPE	GROSS VALUE	VALUE METHOD
	Transactions **Transaction Type** **Transaction Date** **Transaction Value**				
	(1). Sold Feb 6, 2025 $15,000 or less				
6-K.	- Bentley Sys Inc Common Stock Class		None		
	Transactions **Transaction Type** **Transaction Date** **Transaction Value**				
	(1). Sold Feb 6, 2025 $15,000 or less				
6-L.	- UNITED STATES TREAS SER AD-2028 4.62500% - 91282CJA0	$1,000 or less	Interest		
	Transactions **Transaction Type** **Transaction Date** **Transaction Value**				
	(1). Sold Feb 7, 2025 $15,000 or less				
6-M.	- UNITED STATES TREAS SER BONDS 3.62500% - 912810TN8	$1,000 or less	Interest		
	Transactions **Transaction Type** **Transaction Date** **Transaction Value**				
	(1). Sold Feb 7, 2025 $15,000 or less				
6-N.	- UNITED STATES TREAS SER AF-2028 4.87500% - 91282CJF9	$1,000 or less	Interest		
	Transactions **Transaction Type** **Transaction Date** **Transaction Value**				
	(1). Sold Feb 7, 2025 $15,000 or less				
6-O.	- UNITED STATES TREAS SER H-2031 4.25000% - 91282CKC4	$1,000 or less	Interest		
	Transactions **Transaction Type** **Transaction Date** **Transaction Value**				
	(1). Sold Feb 7, 2025 $15,000 or less				
6-P.	- UNITED STATES TREAS SER K-2031 4.62500% - 91282CKN0	$1,000 or less	Interest		
	Transactions **Transaction Type** **Transaction Date** **Transaction Value**				
	(1). Sold Feb 7, 2025 $15,000 or less				
6-Q.	- UNITED STATES TREAS SER C-2034 4.37500% - 91282CKQ3	$1,000 or less	Interest		
	Transactions **Transaction Type** **Transaction Date** **Transaction Value**				
	(1). Sold Feb 7, 2025 $15,000 or less				
6-R.	- UNITED STATES TREAS SER BONDS 4.75000% - 912810TV0	$1,000 or less	Interest		
	Transactions **Transaction Type** **Transaction Date** **Transaction Value**				
	(1). Sold Feb 7, 2025 $15,000 or less				
6-S.	- Aecom Common Stock	$1,000 or less	Dividend,Gain		
	Transactions **Transaction Type** **Transaction Date** **Transaction Value**				
	(1). Sold Feb 6, 2025 $15,000 or less				
6-T.	- GE Healthcare Technologies Inc Common Stock	$1,000 or less	Dividend,Gain		
	Transactions **Transaction Type** **Transaction Date** **Transaction Value**				
	(1). Sold Feb 6, 2025 $15,000 or less				
6-U.	- Jefferies Financial Group Inc Common Stock	$1,000 or less	Gain		
	Transactions **Transaction Type** **Transaction Date** **Transaction Value**				
	(1). Sold Feb 6, 2025 $15,000 or less				
6-V.	- Proctor and Gamble Corp. Common Stock	$1,000 or less	Dividend,Gain		
	Transactions **Transaction Type** **Transaction Date** **Transaction Value**				
	(1). Sold Feb 6, 2025 $15,000 or less				
6-W.	- Taiwan Semiconductor Manufacturing Common Stock	$1,001 - $2,500	Dividend,Gain		
	Transactions **Transaction Type** **Transaction Date** **Transaction Value**				
	(1). Sold Jan 2, 2025 $15,000 or less				



	DESCRIPTION	INCOME AMOUNT	INCOME TYPE	GROSS VALUE	VALUE METHOD
6-X.	- UNITED STATES TREAS SER AF-2027 4.12500% - 91282CFU0	$1,000 or less	Interest,Gain		

Transactions	Transaction Type	Transaction Date	Transaction Value
(1).	Sold	Feb 7, 2025	$15,000 or less

6-Y.	- UNITED STATES TREAS SER AG-2027 3.87500% - 91282CFZ9	$1,000 or less	Interest,Gain		

Transactions	Transaction Type	Transaction Date	Transaction Value
(1).	Sold	Feb 7, 2025	$15,000 or less

6-Z.	- UNITED STATES TREAS SER BONDS 4.75000% - 912810TW8	$1,000 or less	Interest,Gain		

Transactions	Transaction Type	Transaction Date	Transaction Value
(1).	Sold	Feb 7, 2025	$15,000 or less

6-AA.	- Accenture PLC Common Stock	$1,001 - $2,500	Dividend,Gain		

Transactions	Transaction Type	Transaction Date	Transaction Value
(1).	Sold	Feb 6, 2025	$15,000 or less

6-AB.	- Aflac Inc. Common Stock	$2,501 - $5,000	Gain		

Transactions	Transaction Type	Transaction Date	Transaction Value
(1).	Sold	Feb 6, 2025	$15,000 or less

6-AC.	- Alcon Inc. Common Stock	$1,001 - $2,500	Gain		

Transactions	Transaction Type	Transaction Date	Transaction Value
(1).	Sold	Feb 6, 2025	$15,000 or less

6-AD.	- Hexcel Corp. Common Stock	$1,000 or less	Dividend,Gain		

Transactions	Transaction Type	Transaction Date	Transaction Value
(1).	Sold	Feb 6, 2025	$15,000 or less

6-AE.	- Intuit Inc. Common Stock	$1,000 or less	Dividend,Gain		

Transactions	Transaction Type	Transaction Date	Transaction Value
(1).	Sold	Feb 6, 2025	$15,000 or less

6-AF.	- Microsoft Corp. Common Stock	$2,501 - $5,000	Gain		

Transactions	Transaction Type	Transaction Date	Transaction Value
(1).	Sold	Jan 2, 2025	$15,000 or less

6-AG.	- Monolithic Power Systems Inc. Common Stock	$1,000 or less	Gain		

Transactions	Transaction Type	Transaction Date	Transaction Value
(1).	Sold	Feb 6, 2025	$15,000 or less

6-AH.	- Nextera Energy Inc. Common Stock	$1,000 or less	Gain		

Transactions	Transaction Type	Transaction Date	Transaction Value
(1).	Sold	Jan 2, 2025	$15,000 or less

6-AI.	- Nvidia Corp. Common Stock	$5,001 - $15,000	Gain		

Transactions	Transaction Type	Transaction Date	Transaction Value
(1).	Sold	Jan 2, 2025	$15,000 or less

6-AJ.	- NXP Semiconductors NV Common Stock	$1,000 or less	Dividend,Gain		

Transactions	Transaction Type	Transaction Date	Transaction Value
(1).	Sold	Jan 2, 2025	$15,000 or less

6-AK.	- Rockwell Automation Inc. Common Stock	$1,000 or less	Gain		

Transactions	Transaction Type	Transaction Date	Transaction Value
(1).	Sold	Feb 6, 2025	$15,000 or less

6-AL.	- TE Connectivity LTD Common Stock	$1,000 or less	Gain		



	DESCRIPTION	INCOME AMOUNT	INCOME TYPE	GROSS VALUE	VALUE METHOD
	Transactions **Transaction Type** **Transaction Date** **Transaction Value**				
	(1). Sold Feb 6, 2025 $15,000 or less				
6-AM.	- Tetra Tech Inc. Common Stock	$1,000 or less	Gain		
	Transactions **Transaction Type** **Transaction Date** **Transaction Value**				
	(1). Sold Feb 6, 2025 $15,000 or less				
6-AN.	- Unilever PLC Common Stock	$1,000 or less	Gain		
	Transactions **Transaction Type** **Transaction Date** **Transaction Value**				
	(1). Sold Feb 6, 2025 $15,000 or less				
6-AO.	- UNITED STATES TREAS SER AS-2026 4.62500% - 91282CHY0	$1,000 or less	Interest,Gain		
	Transactions **Transaction Type** **Transaction Date** **Transaction Value**				
	(1). Sold Feb 7, 2025 $15,000 or less				
6-AP.	- UNITED STATES TREAS SER AT-2026 4.62500% - 91282CJC6	$1,000 or less	Interest,Gain		
	Transactions **Transaction Type** **Transaction Date** **Transaction Value**				
	(1). Sold Feb 7, 2025 $15,000 or less				
6-AQ.	- UnitedHealth Group Inc. Common Stock	$1,000 or less	Gain		
	Transactions **Transaction Type** **Transaction Date** **Transaction Value**				
	(1). Sold Feb 6, 2025 $15,000 or less				
6-AR.	- Veralto Corp Common Stock	$1,001 - $2,500	Dividend,Gain		
	Transactions **Transaction Type** **Transaction Date** **Transaction Value**				
	(1). Sold Feb 6, 2025 $15,000 or less				
6-AS.	- Visa Inc. Common Stock	$2,501 - $5,000	Gain		
	Transactions **Transaction Type** **Transaction Date** **Transaction Value**				
	(1). Sold Feb 6, 2025 $15,000 or less				
6-AT.	- Waste Management Inc. Common Stock	$1,001 - $2,500	Gain		
	Transactions **Transaction Type** **Transaction Date** **Transaction Value**				
	(1). Sold Feb 6, 2025 $15,000 or less				
6-AU.	- Intercontinental Exchange Inc. Common Stock	$1,001 - $2,500	Gain		
	Transactions **Transaction Type** **Transaction Date** **Transaction Value**				
	(1). Sold Feb 6, 2025 $15,000 or less				
6-AV.	- UNITED STATES TREAS SER Q-2030 4.62500% - 91282CHZ7	$1,000 or less	Interest,Gain		
	Transactions **Transaction Type** **Transaction Date** **Transaction Value**				
	(1). Sold Feb 7, 2025 $15,000 or less				
6-AW.	- Aptiv PLC Common Stock		None		
	Transactions **Transaction Type** **Transaction Date** **Transaction Value**				
	(1). Sold Feb 6, 2025 $15,000 or less				
6-AX.	- Hologic Inc Common Stock		None		
	Transactions **Transaction Type** **Transaction Date** **Transaction Value**				
	(1). Sold Feb 6, 2025 $15,000 or less				
6-AY.	- Arista Networks Inc Common Stock	$1,001 - $2,500	Gain		
	Transactions **Transaction Type** **Transaction Date** **Transaction Value**				
	(1). Sold Feb 6, 2025 $15,000 or less				
6-AZ.	- Cadence Design Systems Inc Common Stock	$1,000 or less	Gain		
	Transactions **Transaction Type** **Transaction Date** **Transaction Value**				
	(1). Sold Feb 6, 2025 $15,000 or less				



	DESCRIPTION	INCOME AMOUNT	INCOME TYPE	GROSS VALUE	VALUE METHOD
6-BA.	- Fiserv Inc Common Stock	$1,000 or less	Gain		
	Transactions **Transaction Type** **Transaction Date** **Transaction Value**				
	(1). Sold Jan 2, 2025 $15,000 or less				
6-BB.	- ON Holding AG CHF0.1 Class A Common Stock	$1,001 - $2,500	Gain		
	Transactions **Transaction Type** **Transaction Date** **Transaction Value**				
	(1). Sold Feb 6, 2025 $15,000 or less				
6-BC.	- Reinsurance Group of America Inc Common Stock	$1,000 or less	Gain		
	Transactions **Transaction Type** **Transaction Date** **Transaction Value**				
	(1). Sold Feb 6, 2025 $15,000 or less				
6-BD.	- Fair Isaac Corp Common Stock	$1,001 - $2,500	Gain		
	Transactions **Transaction Type** **Transaction Date** **Transaction Value**				
	(1). Sold Jan 2, 2025 $15,000 or less				
6-BE.	- Flex Ltd. Common Stock	$2,501 - $5,000	Gain		
	Transactions **Transaction Type** **Transaction Date** **Transaction Value**				
	(1). Sold Jan 2, 2025 $15,000 or less				
6-BF.	- Palo Alto Networks Inc Common Stock	$1,001 - $2,500	Gain		
	Transactions **Transaction Type** **Transaction Date** **Transaction Value**				
	(1). Sold Jan 2, 2025 $15,000 or less				
6-BG.	- Topbuild Corp. Common Stock	$1,001 - $2,500	Gain		
	Transactions **Transaction Type** **Transaction Date** **Transaction Value**				
	(1). Sold Feb 6, 2025 $15,000 or less				
6-BH.	- iShares Russell 2500 ETF		None		
	Transactions **Transaction Type** **Transaction Date** **Transaction Value**				
	(1). Buy Feb 25, 2025 $15,000 or less				
	(2). Sold Mar 11, 2025 $15,000 or less				
6-BI.	- Avantis Emerging Markets Equity ETF	$1,000 or less	Dividend,Gain	$15,000 or less	Cash/Market
	Transactions **Transaction Type** **Transaction Date** **Transaction Value**				
	(1). Buy Oct 1, 2025 $15,001 - $50,000				
	(2). Sold (part) Dec 1, 2025 $15,000 or less				
6-BJ.	- iShares Core S&P U.S. Growth ETF	$1,001 - $2,500	Dividend,Gain	$15,001 - $50,000	Cash/Market
	Transactions **Transaction Type** **Transaction Date** **Transaction Value**				
	(1). Buy Feb 25, 2025 $15,001 - $50,000				
	(2). Sold (part) Mar 11, 2025 $15,000 or less				
	(3). Sold (part) May 29, 2025 $15,000 or less				
	(4). Buy (add'l) Oct 1, 2025 $15,000 or less				
	(5). Sold (part) Dec 1, 2025 $15,000 or less				
6-BK.	- Dimensional International High Profitability ETF	$1,000 or less	Dividend,Gain	$15,000 or less	Cash/Market
	Transactions **Transaction Type** **Transaction Date** **Transaction Value**				
	(1). Buy May 29, 2025 $15,001 - $50,000				
	(2). Sold (part) Oct 1, 2025 $15,000 or less				
	(3). Sold (part) Dec 1, 2025 $15,000 or less				
6-BL.	- iShares Core S&P U.S. Value ETF	$1,001 - $2,500	Dividend,Gain	$15,001 - $50,000	Cash/Market
	Transactions **Transaction Type** **Transaction Date** **Transaction Value**				
	(1). Buy Feb 25, 2025 $15,001 - $50,000				
	(2). Sold (part) Dec 1, 2025 $15,000 or less				
6-BM.	- Dimensional International Value ETF	$2,501 - $5,000	Dividend,Gain	$15,000 or less	Cash/Market

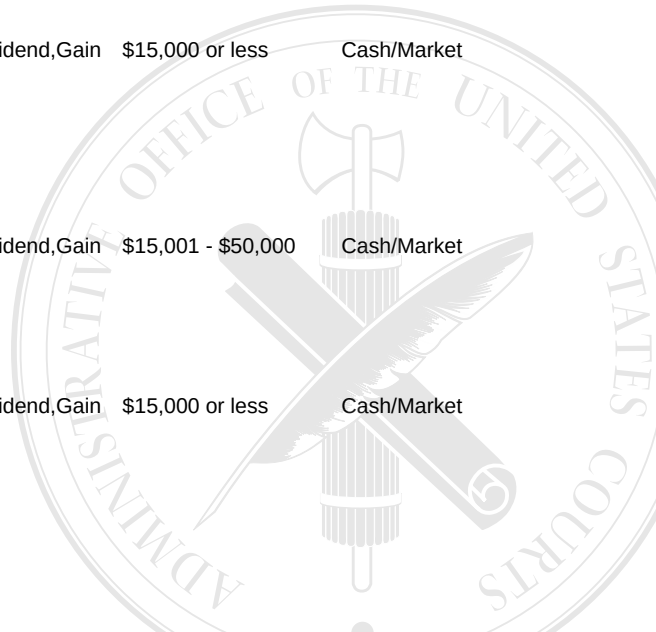

	DESCRIPTION	INCOME AMOUNT	INCOME TYPE	GROSS VALUE	VALUE METHOD

Transactions	Transaction Type	Transaction Date	Transaction Value
(1).	Buy	Feb 25, 2025	$15,001 - $50,000
(2).	Buy (add'l)	Mar 11, 2025	$15,000 or less
(3).	Sold (part)	Oct 1, 2025	$15,000 or less
(4).	Sold (part)	Dec 1, 2025	$15,000 or less

6-BN. - iShares MSCI USA Momentum Factor ETF — $1,000 or less — Dividend,Gain — $15,000 or less — Cash/Market

Transactions	Transaction Type	Transaction Date	Transaction Value
(1).	Buy	Feb 25, 2025	$15,000 or less
(2).	Sold (part)	Dec 1, 2025	$15,000 or less

6-BO. - iShares MSCI USA Quality Factor ETF — $1,001 - $2,500 — Dividend,Gain — $15,001 - $50,000 — Cash/Market

Transactions	Transaction Type	Transaction Date	Transaction Value
(1).	Buy	Feb 25, 2025	$15,001 - $50,000
(2).	Sold (part)	Oct 1, 2025	$15,000 or less
(3).	Sold (part)	Dec 1, 2025	$15,000 or less

6-BP. - iShares MSCI EAFE Growth ETF — $1,000 or less — Gain

Transactions	Transaction Type	Transaction Date	Transaction Value
(1).	Buy	Feb 25, 2025	$15,000 or less
(2).	Sold	May 29, 2025	$15,000 or less

6-BQ. - Fidelity Small-Mid Multifactor ETF — $1,000 or less — Dividend — $15,000 or less — Cash/Market

Transactions	Transaction Type	Transaction Date	Transaction Value
(1).	Buy	Oct 1, 2025	$15,000 or less
(2).	Sold (part)	Dec 1, 2025	$15,000 or less

6-BR. - iShares MSCI EAFE Growth ETF — None

Transactions	Transaction Type	Transaction Date	Transaction Value
(1).	Buy	Feb 25, 2025	$15,000 or less
(2).	Sold	Mar 11, 2025	$15,000 or less

6-BS. - Vanguard Mid-Cap Index Fund ETF Shares — $1,001 - $2,500 — Dividend,Gain

Transactions	Transaction Type	Transaction Date	Transaction Value
(1).	Buy	Mar 11, 2025	$15,000 or less
(2).	Sold	Oct 1, 2025	$15,000 or less

6-BT. - Global X U.S. Infrastructure Development ETF — $1,000 or less — Dividend,Gain — $15,000 or less — Cash/Market

Transactions	Transaction Type	Transaction Date	Transaction Value
(1).	Buy	Oct 1, 2025	$15,000 or less
(2).	Sold (part)	Dec 1, 2025	$15,000 or less

6-BU. - iShares Core MSCI Emerging Markets ETF — $2,501 - $5,000 — Dividend,Gain

Transactions	Transaction Type	Transaction Date	Transaction Value
(1).	Buy	Feb 25, 2025	$15,000 or less
(2).	Sold	Oct 1, 2025	$15,001 - $50,000

6-BV. - Fidelity MSCI Information Technology Index ETF — $1,000 or less — Dividend,Gain — $15,000 or less — Cash/Market

Transactions	Transaction Type	Transaction Date	Transaction Value
(1).	Buy	Feb 25, 2025	$15,000 or less
(2).	Buy (add'l)	Oct 1, 2025	$15,000 or less
(3).	Sold (part)	Dec 1, 2025	$15,000 or less

6-BW. -Vanguard Cash Reserves Federal Money Market Fund Admiral Shares — $2,501 - $5,000 — Dividend — $100,001 - $250,000 — Cash/Market

Transactions	Transaction Type	Transaction Date	Transaction Value
(1).	Opened	Feb 26, 2025	$100,001 - $250,000

7. **(H) Brokerage Account #4**

	DESCRIPTION	INCOME AMOUNT	INCOME TYPE	GROSS VALUE	VALUE METHOD
7-A.	- Charles Schwab Bank Account Sweep Fund	$1,000 or less	Interest	$15,000 or less	Cash/Market
7-B.	- American Century Small Cap Value Fund	$1,000 or less	Dividend		
	Transactions **Transaction Type** **Transaction Date** **Transaction Value**				
	(1). Sold Oct 30, 2025 $15,001 - $50,000				
7-C.	- Hartford Schroders International Stock Fund Class	$2,501 - $5,000	Dividend	$50,001 - $100,000	Cash/Market
7-D.	- JPMorgan Equity Income Fund Class	$5,001 - $15,000	Dividend	$100,001 - $250,000	Cash/Market
7-E.	- WCM Focused International Growth Fund Investor Class	$1,000 or less	Dividend	$15,000 or less	Cash/Market
	Transactions **Transaction Type** **Transaction Date** **Transaction Value**				
	(1). Sold (part) Feb 24, 2025 $15,001 - $50,000				
7-F.	- Zevenbergen Growth Fund Investor Class		None		
	Transactions **Transaction Type** **Transaction Date** **Transaction Value**				
	(1). Sold Feb 24, 2025 $15,001 - $50,000				
7-G.	- Lamb Weston Holdings Inc	$1,000 or less	Dividend		
	Transactions **Transaction Type** **Transaction Date** **Transaction Value**				
	(1). Sold Nov 13, 2025 $15,000 or less				
7-H.	- Nomura Mid Cap Growth Fund (FKA: Macquarie Mid Cap Growth)		None		
	Transactions **Transaction Type** **Transaction Date** **Transaction Value**				
	(1). Sold Oct 30, 2025 $15,000 or less				
8.	**JP Morgan Chase Bank Accounts**	$1,000 or less	Interest	$15,001 - $50,000	Cash/Market
9.	**Working Interest - Baker, Fisher County, TX NoneW**		None	$15,000 or less	Estimated
10.	**Working Interest - Baldwin, Clay County, TX NoneW**		None	$15,000 or less	Estimated
11.	**Working Interest - Cato #11, Hardeman County, TX C RoyaltyW**	$2,501 - $5,000	Royalty	$15,000 or less	Estimated
12.	**Working Interest - Gibson 1, Cottle County, TX NoneW**		None	$15,000 or less	Estimated
13.	**Working Interest - Hamilton #2, Palo Pinto County, TX NoneW**		None	$15,000 or less	Estimated
14.	**Working Interest, Lytle Unit, Hardeman County, TX NoneW**	$1,000 or less	Royalty	$15,000 or less	Estimated
15.	**Working Interest, Mayfield - Clay County, TX A RoyaltyW**	$1,000 or less	Royalty	$15,000 or less	Estimated
16.	**Working Interest - McLellan-Swofford, Hardeman County, TX A RoyaltyW**	$1,000 or less	Royalty	$15,000 or less	Estimated
17.	**Working Interest - McNeese West, Hardeman County, TX A RoyaltyW**		None	$15,000 or less	Estimated
18.	**Working Interest - Minshew Unit, Hardeman County, TX A RoyaltyW**	$1,000 or less	Royalty	$15,000 or less	Estimated
19.	**Working Interest - Smith Eagle Creek #1, Nolan County, TX NoneW**		None	$15,000 or less	Estimated

ADMINISTRATIVE OFFICE OF THE UNITED STATES COURTS

	DESCRIPTION	INCOME AMOUNT	INCOME TYPE	GROSS VALUE	VALUE METHOD
20.	**Working Interest - Smith Eagle Creek #2, Nolan County, TX NoneW**		None	$15,000 or less	Estimated
21.	**Working Interest - Southern Cotton, Hardeman County, TX D RoyaltyW**	$5,001 - $15,000	Royalty	$15,001 - $50,000	Estimated
22.	**Working Interest - Stell #2, Clay County, TX NoneW**	$1,000 or less	Royalty	$15,000 or less	Estimated
23.	**Working Interest - Word #5, Hardeman County, TX NoneW**		None	$15,000 or less	Estimated
24.	**Working Interest - Word #A-2, Hardeman County, TX A RoyaltyW**		None	$15,000 or less	Estimated
25.	**Working Interest - Young, Hardeman County, TX B RoyaltyW**	$1,001 - $2,500	Royalty	$15,000 or less	Estimated
26.	**Working Interest - Word #4, Hardeman County, TX NoneW**		None	$15,000 or less	Estimated
27.	**Working Interest - Johnson #1, King County, TX NoneW**		None	$15,000 or less	Estimated
28.	**Working Interest - Word #6, Hardeman County, TX A RoyaltyW**	$1,000 or less	Royalty	$15,000 or less	Estimated
29.	**Working Interest - Southern Cotton A-1, Hardeman County, TX A RoyaltyW**	$1,000 or less	Royalty	$15,000 or less	Estimated
30.	**Working Interest - House, Jack County, TX A RoyaltyW**		None	$15,000 or less	Estimated
31.	**John Hancock Guaranteed Universal Life Policy**		None	$250,001 - $500,000	Cash/Market
32.	**(H) Rugby Property, LLC: (Passive Investment as General Partner)**				
32-A.	- Chase Bank Account (FKA Seaside)		None	$15,000 or less	Cash/Market
32-B.	- Allston Townes (Passive Investment as a Limited Partner)		None	$100,001 - $250,000	Book Value
33.	**Quickserve Cocktails LLC (Passive Investment as Ltd Ptr)**		None	$15,001 - $50,000	Book Value

VIII. Additional Information or Explanations

	ADDITIONAL INFORMATION OR EXPLANATION
1.	1) Part VII (Investments and Trusts): The royalty income disclosed in Column B for each working interest is gross income from the specific oil well.