Annual, 2025

Financial Disclosure Report (AO Form 10)

Filer's Information
Engelmayer, Paul A.
U.S. District Court - New York Southern
District Judge

I certify that all information given above (including information pertaining to my spouse and minor or dependent children, if any) is accurate, true, and complete to the best of my knowledge and belief, and that any information not reported was withheld because it met applicable statutory provisions permitting non-disclosure.

I further certify that earned income from outside employment and honoraria and the acceptance of gifts which have been reported are in compliance with the provisions of 5 U.S.C. Â§ 13141 et. seq., 5 U.S.C. Â§ 7353, and Judicial Conference regulations.

/s/ Engelmayer, Paul A. [electronically signed on May 11, 2026 1:28pm by Engelmayer, Paul A. in JEFS]

I. Positions

	ORGANIZATION/ENTITY NAME	ORGANIZATION/ENTITY TYPE	POSITION HELD
1.	Trust #1	Trust	Trustee
2.	Trust #2	Trust	Trustee

II. Agreements

I do not have any Agreements to report
No entries in this section

III A. Filer Non-Investment Income

I do not have any Filer Non-Investment Income to report
No entries in this section

III B. Spouse Non-Investment Income

I do not have any Spouse Non-Investment Income to report
No entries in this section

IV. Reimbursements

	SOURCE OF REIMBURSEMENT	FROM DATE	TO DATE	LOCATION	PURPOSE	ITEMS PAID OR PROVIDED
1.	Harvard Law Review Trustees Mtg	Apr 18, 2025	Apr 18, 2025	Cambridge, MA	Attendee at Meeting	Travel and Food

V. Gifts

I do not have any Gifts to report
No entries in this section

VI. Liabilities

I do not have any Liabilities to report
No entries in this section

VII. Investments and Trusts

	DESCRIPTION	INCOME AMOUNT	INCOME TYPE	GROSS VALUE	VALUE METHOD
1.	**(H) IRA #1 Roth 2**				
1-A.	Us Treasur Nt 5% Ust Note Due 08/31/25 (91282CHV6)	$1,001 - $2,500	Interest		

Transactions	Transaction Type	Transaction Date	Transaction Value
(1).	Matured	Aug 31, 2025	$15,001 - $50,000

1-B.	Westwood Salient MLP & Engy Infras Inst (SMLPX)	$1,001 - $2,500	Dividend	$50,001 - $100,000	Cash/Market
1-C.	WCM Focused International Growth Instl (WCMIX)	$2,501 - $5,000	Dividend	$50,001 - $100,000	Cash/Market
1-D.	Schwab Treasury Obligations Money Fund - Investor Shares (SNOXX)	$1,000 or less	Dividend	$15,001 - $50,000	Cash/Market

Transactions	Transaction Type	Transaction Date	Transaction Value
(1).	Buy (add'l)	Sep 2, 2025	$15,001 - $50,000

1-E.	Vanguard Total Stock Market ETF (VTI)	$1,000 or less	Dividend	$50,001 - $100,000	Cash/Market
2.	**(H) Brokerage #4**				
2-A.	Vanguard Total Stock Market ETF (VTI)	$1,000 or less	Dividend	$15,001 - $50,000	Cash/Market
2-B.	Schwab Treasury Obligations Money Fund - Investor Shares (SNOXX)	$1,000 or less	Dividend	$15,000 or less	Cash/Market

Transactions	Transaction Type	Transaction Date	Transaction Value
(1).	Buy (add'l)	Jan 3, 2025	$15,000 or less
(2).	Buy (add'l)	Mar 3, 2025	$15,000 or less
(3).	Sold (part)	Mar 18, 2025	$15,000 or less
(4).	Buy (add'l)	Mar 26, 2025	$15,000 or less
(5).	Sold (part)	Apr 8, 2025	$15,000 or less
(6).	Sold (part)	Apr 22, 2025	$15,000 or less
(7).	Buy (add'l)	Oct 27, 2025	$100,001 - $250,000
(8).	Sold (part)	Nov 3, 2025	$15,001 - $50,000
(9).	Sold (part)	Nov 19, 2025	$15,000 or less
(10).	Sold (part)	Nov 26, 2025	$15,001 - $50,000

2-C.	Berkshire Hathaway Inc Del A (BRK-A)		None	$5,000,001 - $25,000,000	Cash/Market
2-D.	Parnassus Core Equity Institutional (PRILX)	$100,001 - $1,000,000	Dividend,Gain	$250,001 - $500,000	Cash/Market

Transactions	Transaction Type	Transaction Date	Transaction Value
(1).	Sold (part)	Apr 22, 2025	$15,001 - $50,000
(2).	Sold (part)	Apr 23, 2025	$15,001 - $50,000
(3).	Sold (part)	Jun 20, 2025	$15,001 - $50,000
(4).	Sold (part)	Sep 8, 2025	$50,001 - $100,000



	DESCRIPTION	INCOME AMOUNT	INCOME TYPE	GROSS VALUE	VALUE METHOD
2-E.	WisdomTree US LargeCap Dividend ETF (DLN)	$15,001 - $50,000	Dividend	$1,000,001 - $5,000,000	Cash/Market
2-F.	WCM Focused International Growth Instl (WCMIX)	$50,001 - $100,000	Dividend,Gain	$500,001 - $1,000,000	Cash/Market

Transactions	Transaction Type	Transaction Date	Transaction Value
(1).	Sold (part)	Jun 20, 2025	$50,001 - $100,000

2-G.	Stratified LargeCap Index ETF (SSPY)	$15,001 - $50,000	Dividend	$1,000,001 - $5,000,000	Cash/Market
2-H.	First Eagle Global Inst CL I (SGIIX)	$50,001 - $100,000	Dividend	$500,001 - $1,000,000	Cash/Market
2-I.	Westwood Salient MLP & Engy Infras Inst (SMLPX)	$5,001 - $15,000	Dividend	$250,001 - $500,000	Cash/Market
2-J.	Berkshire Hathaway Inc Del B (BRK-B)	$15,001 - $50,000	Gain	$250,001 - $500,000	Cash/Market

Transactions	Transaction Type	Transaction Date	Transaction Value
(1).	Sold (part)	Mar 3, 2025	$15,000 or less
(2).	Sold (part)	Mar 18, 2025	$15,000 or less
(3).	Sold (part)	Mar 26, 2025	$15,000 or less
(4).	Sold (part)	Apr 23, 2025	$15,000 or less
(5).	Sold (part)	Nov 28, 2025	$15,000 or less

3.	**(H) Teachers Retirement System of NY 403(b)**				
3-A.	International Equity		None	$50,001 - $100,000	Cash/Market

Transactions	Transaction Type	Transaction Date	Transaction Value
(1).	Sold (part)	Jun 1, 2025	$15,000 or less

3-B.	Diversified Equity		None	$250,001 - $500,000	Cash/Market

Transactions	Transaction Type	Transaction Date	Transaction Value
(1).	Sold (part)	Jun 1, 2025	$15,000 or less

3-C.	Balanced		None	$100,001 - $250,000	Cash/Market

Transactions	Transaction Type	Transaction Date	Transaction Value
(1).	Sold (part)	Jun 1, 2025	$15,000 or less

4.	**(H) 529 Plan #1**				
4-A.	NY 529 Value Stock Index Portfolio		None	$100,001 - $250,000	Cash/Market

Transactions	Transaction Type	Transaction Date	Transaction Value
(1).	Sold (part)	Jan 15, 2025	$15,000 or less
(2).	Sold (part)	Feb 3, 2025	$15,000 or less
(3).	Sold (part)	Nov 24, 2025	$15,000 or less
(4).	Sold (part)	Dec 17, 2025	$15,000 or less

4-B.	NY 529 Growth Stock Index Portfolio		None	$50,001 - $100,000	Cash/Market

Transactions	Transaction Type	Transaction Date	Transaction Value
(1).	Sold (part)	Mar 6, 2025	$15,000 or less
(2).	Sold (part)	Mar 27, 2025	$15,000 or less
(3).	Sold (part)	Sep 8, 2025	$15,000 or less

4-C.	NY 529 Global Equity Portfolio		None	$15,001 - $50,000	Cash/Market
4-D.	NY 529 Interest Accumulation Portfolio		None	$15,001 - $50,000	Cash/Market

Transactions	Transaction Type	Transaction Date	Transaction Value
(1).	Sold (part)	Apr 22, 2025	$15,000 or less
(2).	Sold (part)	Oct 20, 2025	$15,000 or less
(3).	Sold (part)	Nov 3, 2025	$15,000 or less

5.	**(H) Brokerage #9**				
5-A.	WisdomTree US LargeCap Dividend ETF (DLN)	$1,000 or less	Dividend	$15,000 or less	Cash/Market

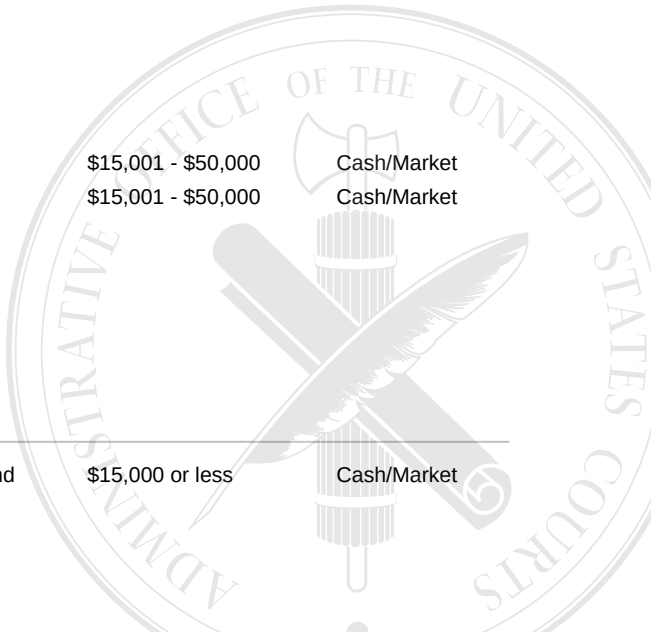

	DESCRIPTION	INCOME AMOUNT	INCOME TYPE	GROSS VALUE	VALUE METHOD
5-B.	Schwab Treasury Obligations Money Fund - Investor Shares (SNOXX)	$5,001 - $15,000	Dividend	$100,001 - $250,000	Cash/Market

Transactions	Transaction Type	Transaction Date	Transaction Value
(1).	Buy (add'l)	Jan 3, 2025	$15,000 or less
(2).	Buy (add'l)	Jan 8, 2025	$15,001 - $50,000
(3).	Buy (add'l)	Mar 3, 2025	$15,000 or less
(4).	Sold (part)	Mar 10, 2025	$15,000 or less
(5).	Sold (part)	Apr 3, 2025	$15,000 or less
(6).	Sold (part)	Apr 4, 2025	$15,000 or less
(7).	Buy (add'l)	Apr 10, 2025	$15,000 or less
(8).	Buy (add'l)	May 30, 2025	$15,000 or less
(9).	Sold (part)	Jun 2, 2025	$15,000 or less
(10).	Buy (add'l)	Aug 1, 2025	$15,000 or less
(11).	Sold (part)	Aug 15, 2025	$15,000 or less
(12).	Buy (add'l)	Sep 2, 2025	$15,001 - $50,000
(13).	Buy (add'l)	Sep 19, 2025	$15,000 or less
(14).	Buy (add'l)	Sep 26, 2025	$15,000 or less
(15).	Sold (part)	Oct 1, 2025	$15,000 or less
(16).	Buy (add'l)	Oct 27, 2025	$15,000 or less
(17).	Sold (part)	Nov 3, 2025	$15,000 or less
(18).	Buy (add'l)	Nov 21, 2025	$15,000 or less
(19).	Sold (part)	Dec 1, 2025	$15,000 or less
(20).	Buy (add'l)	Dec 26, 2025	$15,000 or less

5-C.	Vanguard Total Stock Market ETF (VTI)	$1,000 or less	Dividend	$100,001 - $250,000	Cash/Market

Transactions	Transaction Type	Transaction Date	Transaction Value
(1).	Buy (add'l)	Jan 8, 2025	$15,000 or less
(2).	Buy (add'l)	Feb 3, 2025	$15,000 or less
(3).	Buy (add'l)	Mar 3, 2025	$15,000 or less
(4).	Buy (add'l)	Mar 10, 2025	$15,000 or less
(5).	Buy (add'l)	Apr 1, 2025	$15,000 or less
(6).	Buy (add'l)	Apr 3, 2025	$15,000 or less
(7).	Buy (add'l)	Apr 4, 2025	$15,000 or less
(8).	Sold (part)	Apr 9, 2025	$15,000 or less
(9).	Buy (add'l)	May 1, 2025	$15,000 or less
(10).	Buy (add'l)	Jun 2, 2025	$15,000 or less
(11).	Buy (add'l)	Jul 1, 2025	$15,000 or less
(12).	Buy (add'l)	Aug 1, 2025	$15,000 or less
(13).	Buy (add'l)	Sep 2, 2025	$15,000 or less
(14).	Buy (add'l)	Oct 1, 2025	$15,000 or less
(15).	Buy (add'l)	Nov 3, 2025	$15,000 or less
(16).	Buy (add'l)	Dec 1, 2025	$15,000 or less

5-D.	Vanguard Short Term Federal Fd Admiral Shares (VSGDX)	$1,000 or less	Dividend	$15,001 - $50,000	Cash/Market
5-E.	Schwab Government Money Fund (SWGXX)	$1,000 or less	Dividend	$15,000 or less	Cash/Market
5-F.	State Street SPDR Blmbg1-3MthT-BillETF (BIL)	$1,000 or less	Dividend	$15,000 or less	Cash/Market
5-G.	Us Treasur Nt 5% Ust Note Due 08/31/25 (91282CHV6)	$1,001 - $2,500	Interest		

Transactions	Transaction Type	Transaction Date	Transaction Value
(1).	Matured	Aug 31, 2025	$15,001 - $50,000

5-H.	JPMorgan Strategic Income Opportunities Fund I Class (JSOSX)	$1,000 or less	Dividend	$15,000 or less	Cash/Market

6.	**(H) Brokerage #10**				

	DESCRIPTION	INCOME AMOUNT	INCOME TYPE	GROSS VALUE	VALUE METHOD
6-A.	WisdomTree US LargeCap Dividend ETF (DLN)	$15,001 - $50,000	Dividend,Gain	$15,001 - $50,000	Cash/Market

Transactions	Transaction Type	Transaction Date	Transaction Value
(1).	Sold (part)	Dec 16, 2025	$15,001 - $50,000
(2).	Buy (add'l)	Dec 16, 2025	$15,001 - $50,000

6-B.	Schwab Treasury Obligations Money Fund - Investor Shares (SNOXX)	$1,000 or less	Dividend	$15,000 or less	Cash/Market
6-C.	State Street SPDR Port S&P 500 Val ETF (SPYV)	$1,000 or less	Dividend	$15,000 or less	Cash/Market
6-D.	Fidelity Total Market Index Fund (FSKAX)	$1,000 or less	Dividend	$15,000 or less	Cash/Market
6-E.	Fidelity 500 Index Fund (FXAIX)	$1,000 or less	Dividend	$15,000 or less	Cash/Market
6-F.	First Eagle Global Inst CL I (SGIIX)	$1,001 - $2,500	Dividend	$15,000 or less	Cash/Market
6-G.	WisdomTree U.S. MidCap Dividend (DON)	$1,000 or less	Dividend	$15,000 or less	Cash/Market
6-H.	Vanguard Total Stock Market ETF (VTI)	$1,000 or less	Dividend	$15,001 - $50,000	Cash/Market
6-I.	SPDR S&P 500 ETF (SPY)	$1,000 or less	Dividend	$15,000 or less	Cash/Market
6-J.	Fidelity Contrafund (FCNTX)	$1,000 or less	Dividend	$15,000 or less	Cash/Market
6-K.	WCM Focused International Growth Instl (WCMIX)	$1,001 - $2,500	Dividend	$15,001 - $50,000	Cash/Market

7.	**(H) IRA #1 Roth 1**				
7-A.	SKK Ventures QP, LLC - BD2 (NanoDx)		None	$100,001 - $250,000	Cash/Market

Transactions	Transaction Type	Transaction Date	Transaction Value
(1).	Buy (add'l)	Jun 9, 2025	$15,001 - $50,000

7-B.	Berkshire Hathaway Inc Del B (BRK-B)	$2,501 - $5,000	Gain

Transactions	Transaction Type	Transaction Date	Transaction Value
(1).	Buy	Aug 1, 2025	$15,001 - $50,000
(2).	Buy (add'l)	Oct 27, 2025	$15,001 - $50,000
(3).	Buy (add'l)	Oct 29, 2025	$15,001 - $50,000
(4).	Sold	Nov 12, 2025	$50,001 - $100,000

7-C.	Schwab Treasury Obligations Money Fund - Investor Shares (SNOXX)	$2,501 - $5,000	Dividend	$100,001 - $250,000	Cash/Market

Transactions	Transaction Type	Transaction Date	Transaction Value
(1).	Sold (part)	Apr 4, 2025	$15,000 or less
(2).	Buy (add'l)	Apr 10, 2025	$15,000 or less
(3).	Sold (part)	Jun 6, 2025	$15,001 - $50,000
(4).	Sold (part)	Aug 1, 2025	$15,001 - $50,000
(5).	Sold (part)	Aug 8, 2025	$15,000 or less
(6).	Buy (add'l)	Sep 2, 2025	$15,000 or less
(7).	Buy (add'l)	Sep 19, 2025	$50,001 - $100,000
(8).	Sold (part)	Oct 1, 2025	$15,000 or less
(9).	Sold (part)	Oct 27, 2025	$15,001 - $50,000
(10).	Sold (part)	Oct 29, 2025	$15,001 - $50,000
(11).	Sold (part)	Nov 3, 2025	$15,000 or less
(12).	Buy (add'l)	Nov 12, 2025	$50,001 - $100,000
(13).	Sold (part)	Dec 1, 2025	$15,000 or less

7-D.	SKK Ventures QP, LLC - CT2 (Cristcot)		None	$15,001 - $50,000	Cash/Market

Transactions	Transaction Type	Transaction Date	Transaction Value
(1).	Buy	Sep 24, 2025	$15,001 - $50,000

7-E.	SKK 9i Ventures QP, LLC - QM0 (QMENTA)		None	$50,001 - $100,000	Cash/Market

Transactions	Transaction Type	Transaction Date	Transaction Value
(1).	Buy (add'l)	Aug 15, 2025	$15,000 or less

7-F.	First Eagle Global Inst CL I (SGIIX)	$2,501 - $5,000	Dividend	$15,001 - $50,000	Cash/Market
7-G.	Vanguard Total Stock Market ETF (VTI)	$5,001 - $15,000	Dividend,Gain	$250,001 - $500,000	Cash/Market

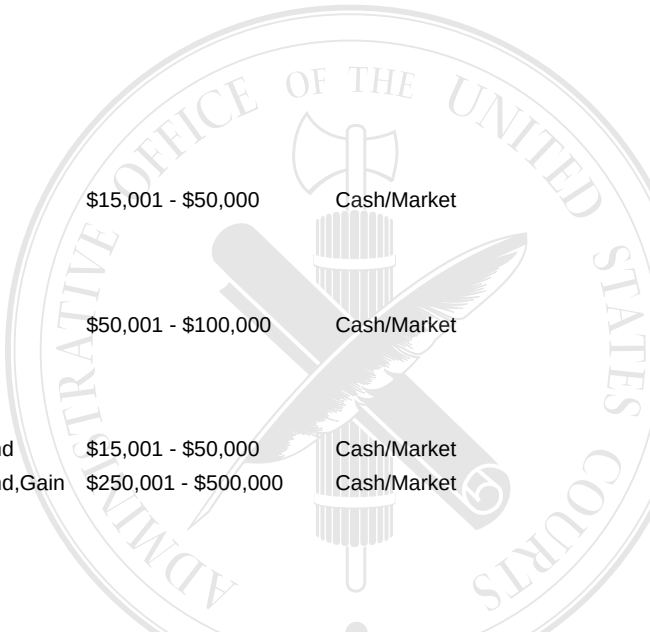

	DESCRIPTION	INCOME AMOUNT	INCOME TYPE	GROSS VALUE	VALUE METHOD

Transactions	Transaction Type	Transaction Date	Transaction Value
(1).	Buy (add'l)	Apr 4, 2025	$15,000 or less
(2).	Sold (part)	Apr 9, 2025	$15,000 or less
(3).	Buy (add'l)	Sep 18, 2025	$15,000 or less
(4).	Buy (add'l)	Oct 1, 2025	$15,000 or less
(5).	Buy (add'l)	Nov 3, 2025	$15,000 or less
(6).	Buy (add'l)	Dec 1, 2025	$15,000 or less

7-H.	Us Treasur Nt 5% Ust Note Due 08/31/25 (91282CHV6)	$1,000 or less	Interest		

Transactions	Transaction Type	Transaction Date	Transaction Value
(1).	Matured	Aug 31, 2025	$15,000 or less

7-I.	Victory Global Energy Transition Y (RSNYX)	$5,001 - $15,000	Dividend	$100,001 - $250,000	Cash/Market
7-J.	Westwood Salient MLP & Engy Infras Inst (SMLPX)	$1,001 - $2,500	Dividend	$15,001 - $50,000	Cash/Market
8.	**(H) Brokerage #15**				
8-A.	Brevet Direct Lending - Short Duration Fund LP		None	$250,001 - $500,000	Cash/Market
9.	**(H) Brokerage #19**				
9-A.	Vanguard Total Stock Market ETF (VTI)	$1,000 or less	Dividend	$15,001 - $50,000	Cash/Market
9-B.	Fidelity Contrafund (FCNTX)	$1,000 or less	Dividend	$15,000 or less	Cash/Market
9-C.	WisdomTree U.S. MidCap Dividend (DON)	$1,000 or less	Dividend	$15,000 or less	Cash/Market
9-D.	WisdomTree US LargeCap Dividend ETF (DLN)	$15,001 - $50,000	Dividend,Gain	$15,001 - $50,000	Cash/Market

Transactions	Transaction Type	Transaction Date	Transaction Value
(1).	Sold (part)	Dec 15, 2025	$15,001 - $50,000
(2).	Buy (add'l)	Dec 15, 2025	$15,001 - $50,000
(3).	Sold (part)	Dec 19, 2025	$15,000 or less
(4).	Buy (add'l)	Dec 19, 2025	$15,000 or less

9-E.	WCM Focused International Growth Instl (WCMIX)	$1,001 - $2,500	Dividend	$15,001 - $50,000	Cash/Market
9-F.	Fidelity 500 Index Fund (FXAIX)	$1,000 or less	Dividend	$15,000 or less	Cash/Market
9-G.	State Street SPDR Port S&P 500 Val ETF (SPYV)	$1,000 or less	Dividend	$15,000 or less	Cash/Market
9-H.	SPDR S&P 500 ETF (SPY)	$1,000 or less	Dividend	$15,000 or less	Cash/Market
9-I.	Fidelity Total Market Index Fund (FSKAX)	$1,000 or less	Dividend	$15,000 or less	Cash/Market
9-J.	Schwab Treasury Obligations Money Fund - Investor Shares (SNOXX)	$1,000 or less	Dividend	$15,000 or less	Cash/Market
9-K.	First Eagle Global Inst CL I (SGIIX)	$1,001 - $2,500	Dividend	$15,000 or less	Cash/Market
10.	**(H) IRA #11**				
10-A.	Brevet Direct Lending - Short Duration Fund Ltd		None	$250,001 - $500,000	Cash/Market
11.	**(H) IRA #1 Roth 3**				
11-A.	Vanguard Total Stock Market ETF (VTI)	$1,000 or less	Dividend	$15,001 - $50,000	Cash/Market
12.	**(H) Brokerage #13**				
12-A.	Irving Tex 5% Go Ltx Due 09/15/33 (463778BD1)	$5,001 - $15,000	Interest	$100,001 - $250,000	Cash/Market
12-B.	New York St Dorm Au 5% Excise Tax Due 03/15/34 (64990AEC5)	$5,001 - $15,000	Interest		

Transactions	Transaction Type	Transaction Date	Transaction Value
(1).	Redeemed	Oct 14, 2025	$100,001 - $250,000

	DESCRIPTION	INCOME AMOUNT	INCOME TYPE	GROSS VALUE	VALUE METHOD
12-C.	New York NY City T 5% Comb Tax Due 11/01/40 (64972JJX7)	$1,001 - $2,500	Interest	$100,001 - $250,000	Cash/Market

Transactions	Transaction Type	Transaction Date	Transaction Value
(1).	Buy	Jul 8, 2025	$100,001 - $250,000

12-D.	Nassau Cn Ny 5% Go Utx Due 04/01/36 (63165T4P7)	$2,501 - $5,000	Interest		

Transactions	Transaction Type	Transaction Date	Transaction Value
(1).	Sold	May 15, 2025	$100,001 - $250,000

12-E.	New York St. Dorm Auth Sales Tax 5% 03/15/2031 (64990AFB6)	$1,000 or less	Interest	$100,001 - $250,000	Cash/Market

Transactions	Transaction Type	Transaction Date	Transaction Value
(1).	Buy (add'l)	Oct 17, 2025	$50,001 - $100,000

12-F.	New York N Y 5% Go Utx Due 04/01/38 (64966QY79)	$1,001 - $2,500	Interest	$100,001 - $250,000	Cash/Market

Transactions	Transaction Type	Transaction Date	Transaction Value
(1).	Buy	Jul 22, 2025	$100,001 - $250,000

12-G.	Nyc Ny Mun Fa W/S 5% Wrsr Util Due 06/15/27 (64972GZQ0)	$5,001 - $15,000	Interest	$100,001 - $250,000	Cash/Market
12-H.	Ny St Twy Auth Gen 5% Toll Tran Due 01/01/38 (650009Z97)	$5,001 - $15,000	Interest		

Transactions	Transaction Type	Transaction Date	Transaction Value
(1).	Sold	Jul 16, 2025	$100,001 - $250,000

12-I.	New York St Dorm Au 5% Go Utx Due 10/01/39 (65000BY28)	$5,001 - $15,000	Interest	$100,001 - $250,000	Cash/Market
12-J.	New York St Twy Aut 5% Toll Tran Due 01/01/39 (6500092A0)		None	$100,001 - $250,000	Cash/Market

Transactions	Transaction Type	Transaction Date	Transaction Value
(1).	Buy	Jul 16, 2025	$100,001 - $250,000

12-K.	New York St Pwr Aut 5% Elec Util Due 11/15/35 (65000XAM2)	$2,501 - $5,000	Interest	$100,001 - $250,000	Cash/Market
12-L.	Triborough Bridge & 52 Spl Tax Due 11/15/32 (89602HEY9)	$2,501 - $5,000	Interest	$100,001 - $250,000	Cash/Market
12-M.	NY St Dorm Auth 5.25% Spl Tax Due 03/15/33 (64990EW78)	$5,001 - $15,000	Interest		

Transactions	Transaction Type	Transaction Date	Transaction Value
(1).	Redeemed	Oct 14, 2025	$100,001 - $250,000

12-N.	Erie Cnty N Y 5% Go Utx Due 09/15/26 (295084YU5)		None	$50,001 - $100,000	Cash/Market

Transactions	Transaction Type	Transaction Date	Transaction Value
(1).	Buy	Aug 13, 2025	$50,001 - $100,000

12-O.	New York St Dorm Au 5% Spl Tax Due 03/15/34 (64990FKR4)	$5,001 - $15,000	Interest	$100,001 - $250,000	Cash/Market
12-P.	New York City Transitional Fin 5% 08/01/2029 (64971WR36)	$2,501 - $5,000	Interest	$50,001 - $100,000	Cash/Market
12-Q.	New York St Environ Pool Auth (64986DAR6)	$5,001 - $15,000	Interest	$100,001 - $250,000	Cash/Market
12-R.	New York St Dorm 5% 07/01/2038 (65000BWF1)	$5,001 - $15,000	Interest	$100,001 - $250,000	Cash/Market
12-S.	Rochester Ny 5% Go Utx Due 07/31/25 (771694RA6)	$5,001 - $15,000	Interest		

Transactions	Transaction Type	Transaction Date	Transaction Value
(1).	Sold (part)	Apr 22, 2025	$15,000 or less
(2).	Matured	Jul 31, 2025	$50,001 - $100,000

12-T.	Forsyth Cnty Ga Sd 55 Go Utx Due 02/01/35 (346604LD1)	$2,501 - $5,000	Interest		



	DESCRIPTION	INCOME AMOUNT	INCOME TYPE	GROSS VALUE	VALUE METHOD
	Transactions **Transaction Type** **Transaction Date** **Transaction Value**				
	(1). Sold Feb 11, 2025 $100,001 - $250,000				
12-U.	University Houston 55 Pub Educ Due 02/15/35 (914302CM4)	$5,001 - $15,000	Interest	$100,001 - $250,000	Cash/Market
12-V.	Onondaga Cnty NY 5% Go Utx Due 11/01/26 (68277DKA1)		None	$100,001 - $250,000	Cash/Market
	Transactions **Transaction Type** **Transaction Date** **Transaction Value**				
	(1). Buy Oct 30, 2025 $100,001 - $250,000				
12-W.	New York N Y City T 5% Comb Tax Due 11/01/40 (64972JQH4)	$1,001 - $2,500	Interest		
	Transactions **Transaction Type** **Transaction Date** **Transaction Value**				
	(1). Buy Feb 14, 2025 $100,001 - $250,000				
	(2). Sold Jul 8, 2025 $100,001 - $250,000				
12-X.	Ny St Dorm Auth S/T 59 Excise Tax Due 03/15/39 (64990ASH9)	$2,501 - $5,000	Interest	$50,001 - $100,000	Cash/Market
12-Y.	Nassau Cnty N Y 5% Go Utx Due 04/01/41 (63165T6T7)	$1,001 - $2,500	Interest	$100,001 - $250,000	Cash/Market
	Transactions **Transaction Type** **Transaction Date** **Transaction Value**				
	(1). Buy May 15, 2025 $100,001 - $250,000				
12-Z.	New York N Y 5% Go Utx Due 03/01/39 Xtro (64966SAP1)	$5,001 - $15,000	Interest		
	Transactions **Transaction Type** **Transaction Date** **Transaction Value**				
	(1). Sold Jul 22, 2025 $100,001 - $250,000				
12-AA.	Schwab Treasury Obligations Money Fund - Investor Shares (SNOXX)	$1,000 or less	Dividend	$15,001 - $50,000	Cash/Market
	Transactions **Transaction Type** **Transaction Date** **Transaction Value**				
	(1). Buy Feb 13, 2025 $50,001 - $100,000				
	(2). Sold (part) Mar 3, 2025 $15,000 or less				
	(3). Sold (part) Apr 3, 2025 $15,001 - $50,000				
	(4). Buy (add'l) Oct 29, 2025 $15,001 - $50,000				
13.	**(H) Trust #6**				
13-A.	Westwood Salient MLP & Engy Infras Inst (SMLPX)	$5,001 - $15,000	Dividend	$100,001 - $250,000	Cash/Market
13-B.	Huber Select Large Cap Value (HULEX)	$1,000 or less	Dividend	$50,001 - $100,000	Cash/Market
	Additional Explanation: Huber Select Large Cap Value (HULEX) acquired the assets of Coho Relative Value Equity (COHOX) on 11/28/2025				
13-C.	Stratified LargeCap Index ETF (SSPY)	$1,001 - $2,500	Dividend	$100,001 - $250,000	Cash/Market
13-D.	iShares Tr S&P 400 BARRA Midcap Growth (IJK)	$1,000 or less	Dividend	$15,001 - $50,000	Cash/Market
13-E.	WisdomTree U.S. MidCap Dividend (DON)	$1,000 or less	Dividend	$15,001 - $50,000	Cash/Market
13-F.	Victory Global Energy Transition Y (RSNYX)	$2,501 - $5,000	Dividend	$100,001 - $250,000	Cash/Market
13-G.	First Eagle Global Inst CL I (SGIIX)	$2,501 - $5,000	Dividend	$15,001 - $50,000	Cash/Market
13-H.	WisdomTree US LargeCap Dividend ETF (DLN)	$1,001 - $2,500	Dividend	$50,001 - $100,000	Cash/Market
13-I.	Coho Relative Value Equity (COHOX)	$15,001 - $50,000	Dividend		
	Additional Explanation: Huber Select Large Cap Value (HULEX) acquired the assets of Coho Relative Value Equity (COHOX) on 11/28/2025				
13-J.	WCM Focused International Growth Instl (WCMIX)	$5,001 - $15,000	Dividend	$100,001 - $250,000	Cash/Market
13-K.	FPA Crescent (FPACX)	$5,001 - $15,000	Dividend	$50,001 - $100,000	Cash/Market
13-L.	Baldwinsville Ny Cs 2% Go Utx Due 10/01/25 (058399NQ5)	$1,000 or less	Interest		
	Transactions **Transaction Type** **Transaction Date** **Transaction Value**				
	(1). Matured Oct 1, 2025 $15,001 - $50,000				
13-M.	Berkshire Hathaway Inc Del B (BRK-B)		None	$100,001 - $250,000	Cash/Market
13-N.	Vanguard Total Stock Market ETF (VTI)	$2,501 - $5,000	Dividend	$100,001 - $250,000	Cash/Market

	DESCRIPTION	INCOME AMOUNT	INCOME TYPE	GROSS VALUE	VALUE METHOD

Transactions	Transaction Type	Transaction Date	Transaction Value
(1).	Buy (add'l)	Apr 3, 2025	$15,000 or less
(2).	Buy (add'l)	Apr 4, 2025	$15,000 or less
(3).	Sold (part)	Apr 9, 2025	$15,000 or less

13-O.	Schwab Treasury Obligations Money Fund - Investor Shares (SNOXX)	$2,501 - $5,000	Dividend	$100,001 - $250,000	Cash/Market

Transactions	Transaction Type	Transaction Date	Transaction Value
(1).	Sold (part)	Feb 24, 2025	$15,001 - $50,000
(2).	Sold (part)	Apr 3, 2025	$15,000 or less
(3).	Sold (part)	Apr 4, 2025	$15,000 or less
(4).	Buy (add'l)	Apr 10, 2025	$15,000 or less
(5).	Buy (add'l)	Oct 8, 2025	$50,001 - $100,000

14. **(H) IRA #5**

14-A.	Us Treasur Nt 5% Ust Note Due 08/31/25 (91282CHV6)	$1,001 - $2,500	Interest		

Transactions	Transaction Type	Transaction Date	Transaction Value
(1).	Matured	Aug 31, 2025	$15,001 - $50,000

14-B.	Vanguard Total Stock Market ETF (VTI)	$1,000 or less	Dividend	$15,001 - $50,000	Cash/Market
14-C.	Berkshire Hathaway Inc Del B (BRK-B)	$1,001 - $2,500	Gain		

Transactions	Transaction Type	Transaction Date	Transaction Value
(1).	Buy	Oct 29, 2025	$15,001 - $50,000
(2).	Sold	Nov 7, 2025	$15,001 - $50,000

14-D.	Schwab Treasury Obligations Money Fund - Investor Shares (SNOXX)	$1,000 or less	Dividend	$50,001 - $100,000	Cash/Market

Transactions	Transaction Type	Transaction Date	Transaction Value
(1).	Buy (add'l)	Mar 3, 2025	$15,000 or less
(2).	Sold (part)	Mar 20, 2025	$15,000 or less
(3).	Buy (add'l)	Sep 2, 2025	$15,001 - $50,000
(4).	Buy (add'l)	Sep 19, 2025	$15,000 or less
(5).	Sold (part)	Oct 29, 2025	$15,001 - $50,000
(6).	Buy (add'l)	Nov 7, 2025	$15,001 - $50,000

14-E.	Victory Global Energy Transition Y (RSNYX)	$1,000 or less	Dividend	$15,000 or less	Cash/Market

15. **(H) IRA #4**

15-A.	Vanguard Total Stock Market ETF (VTI)	$1,001 - $2,500	Dividend	$100,001 - $250,000	Cash/Market
15-B.	Westwood Salient MLP & Engy Infras Inst (SMLPX)	$2,501 - $5,000	Dividend	$100,001 - $250,000	Cash/Market
15-C.	Schwab Treasury Obligations Money Fund - Investor Shares (SNOXX)	$1,000 or less	Dividend	$50,001 - $100,000	Cash/Market

Transactions	Transaction Type	Transaction Date	Transaction Value
(1).	Buy (add'l)	Mar 3, 2025	$15,000 or less
(2).	Sold (part)	Mar 20, 2025	$15,000 or less
(3).	Buy (add'l)	May 21, 2025	$15,000 or less
(4).	Buy (add'l)	Aug 25, 2025	$15,000 or less
(5).	Buy (add'l)	Sep 2, 2025	$15,001 - $50,000

15-D.	Us Treasur Nt 5% Ust Note Due 08/31/25 (91282CHV6)	$1,001 - $2,500	Interest		

Transactions	Transaction Type	Transaction Date	Transaction Value
(1).	Matured	Aug 31, 2025	$15,001 - $50,000

16. **(H) 529 Plan #2**

ADMINISTRATIVE OFFICE OF THE UNITED STATES COURTS

	DESCRIPTION	INCOME AMOUNT	INCOME TYPE	GROSS VALUE	VALUE METHOD
16-A.	NY 529 Value Stock Index Portfolio		None	$50,001 - $100,000	Cash/Market
	Transactions **Transaction Type** **Transaction Date** **Transaction Value**				
	(1). Sold (part) Dec 24, 2025 $15,000 or less				
16-B.	NY 529 Interest Accumulation Portfolio		None	$50,001 - $100,000	Cash/Market
16-C.	NY 529 Growth Stock Index Portfolio		None	$50,001 - $100,000	Cash/Market
16-D.	NY 529 Bond Market Index Portfolio		None	$15,000 or less	Cash/Market
16-E.	NY 529 Global Equity Portfolio		None	$15,001 - $50,000	Cash/Market
17.	**(H) Trust #2**				
17-A.	Schwab Treasury Obligations Money Fund - Investor Shares (SNOXX)	$1,000 or less	Dividend	$15,000 or less	Cash/Market
17-B.	Huber Select Large Cap Value (HULEX)	$1,000 or less	Dividend	$15,001 - $50,000	Cash/Market
	Additional Explanation: Huber Select Large Cap Value (HULEX) acquired the assets of Coho Relative Value Equity (COHOX) on 11/28/2025				
17-C.	WisdomTree U.S. MidCap Dividend (DON)	$1,000 or less	Dividend	$15,000 or less	Cash/Market
17-D.	iShares Tr S&P 400 BARRA Midcap Growth (IJK)	$1,000 or less	Dividend	$15,000 or less	Cash/Market
17-E.	Berkshire Hathaway Inc Del B (BRK-B)		None	$100,001 - $250,000	Cash/Market
17-F.	FPA Crescent (FPACX)	$1,000 or less	Dividend	$15,000 or less	Cash/Market
17-G.	WCM Focused International Growth Instl (WCMIX)	$1,001 - $2,500	Dividend	$15,001 - $50,000	Cash/Market
17-H.	Coho Relative Value Equity (COHOX)	$5,001 - $15,000	Dividend		
	Additional Explanation: Huber Select Large Cap Value (HULEX) acquired the assets of Coho Relative Value Equity (COHOX) on 11/28/2025				
	Transactions **Transaction Type** **Transaction Date** **Transaction Value**				
	(1). Sold (part) Feb 24, 2025 $15,000 or less				
17-I.	Vanguard Small Cap ETF (VB)	$1,000 or less	Dividend	$15,001 - $50,000	Cash/Market
17-J.	WisdomTree US LargeCap Dividend ETF (DLN)	$1,001 - $2,500	Dividend	$50,001 - $100,000	Cash/Market
17-K.	First Eagle Global Inst CL I (SGIIX)	$1,001 - $2,500	Dividend,Gain	$15,000 or less	Cash/Market
	Transactions **Transaction Type** **Transaction Date** **Transaction Value**				
	(1). Sold (part) Feb 24, 2025 $15,000 or less				
17-L.	Vanguard Total Stock Market ETF (VTI)	$1,000 or less	Dividend	$15,001 - $50,000	Cash/Market
17-M.	Vanguard S&P 500 ETF (VOO)	$1,001 - $2,500	Dividend	$100,001 - $250,000	Cash/Market
17-N.	Westwood Salient MLP & Engy Infras Inst (SMLPX)	$1,001 - $2,500	Dividend	$15,001 - $50,000	Cash/Market
18.	**(H) Brokerage #8**				
18-A.	SPDR S&P MidCap 400 ETF (MDY)	$1,000 or less	Dividend	$15,001 - $50,000	Cash/Market
18-B.	Schwab Treasury Obligations Money Fund - Investor Shares (SNOXX)	$1,000 or less	Dividend	$15,000 or less	Cash/Market
	Transactions **Transaction Type** **Transaction Date** **Transaction Value**				
	(1). Sold (part) Apr 2, 2025 $15,000 or less				
	(2). Sold (part) Apr 22, 2025 $15,000 or less				
18-C.	Baron Growth (BGRFX)	$5,001 - $15,000	Dividend	$15,001 - $50,000	Cash/Market
	Transactions **Transaction Type** **Transaction Date** **Transaction Value**				
	(1). Sold (part) Jun 20, 2025 $15,000 or less				
18-D.	SPDR S&P 500 ETF (SPY)	$1,001 - $2,500	Dividend	$100,001 - $250,000	Cash/Market
18-E.	Westwood Salient MLP & Engy Infras Inst (SMLPX)	$5,001 - $15,000	Dividend	$250,001 - $500,000	Cash/Market
18-F.	Fidelity Contrafund (FCNTX)	$5,001 - $15,000	Dividend	$100,001 - $250,000	Cash/Market
19.	**(H) IRA #6**				
19-A.	Schwab Treasury Obligations Money Fund - Investor Shares (SNOXX)	$2,501 - $5,000	Dividend	$100,001 - $250,000	Cash/Market

ADMINISTRATIVE OFFICE OF THE UNITED STATES COURTS

	DESCRIPTION	INCOME AMOUNT	INCOME TYPE	GROSS VALUE	VALUE METHOD

Transactions	Transaction Type	Transaction Date	Transaction Value
(1).	Buy (add'l)	Jan 3, 2025	$15,001 - $50,000
(2).	Buy (add'l)	Mar 3, 2025	$15,001 - $50,000
(3).	Buy (add'l)	Apr 3, 2025	$15,000 or less
(4).	Buy (add'l)	Jul 23, 2025	$100,001 - $250,000
(5).	Sold (part)	Sep 4, 2025	$50,001 - $100,000
(6).	Buy (add'l)	Nov 21, 2025	$15,001 - $50,000

19-B.	Orthogon Partners II LP Offshore	$15,001 - $50,000	Distribution	$50,001 - $100,000	Cash/Market
19-C.	CapitalSpring Investment Partners V Parallel III, LP	$100,001 - $1,000,000	Distribution	$100,001 - $250,000	Cash/Market
20.	**(H) IRA #7**				
20-A.	JPMorgan Strategic Income Opportunities Fund I Class (JSOSX)	$1,000 or less	Dividend	$15,001 - $50,000	Cash/Market
20-B.	FPA Crescent (FPACX)	$15,001 - $50,000	Dividend	$100,001 - $250,000	Cash/Market
20-C.	Alerian MLP ETF (AMLP)	$15,001 - $50,000	Dividend	$250,001 - $500,000	Cash/Market
20-D.	Vanguard Total Stock Market ETF (VTI)	$1,001 - $2,500	Dividend	$100,001 - $250,000	Cash/Market
20-E.	Westwood Salient MLP & Engy Infras Inst (SMLPX)	$5,001 - $15,000	Dividend	$100,001 - $250,000	Cash/Market
20-F.	Us Treasur Nt 2% Ust Note Due 08/15/25 (912828K74)	$5,001 - $15,000	Interest,Gain		

Transactions	Transaction Type	Transaction Date	Transaction Value
(1).	Matured	Aug 15, 2025	$50,001 - $100,000

20-G.	First Eagle Global Inst CL I (SGIIX)	$1,000 or less	Dividend	$15,000 or less	Cash/Market
20-H.	Schwab Treasury Obligations Money Fund - Investor Shares (SNOXX)	$5,001 - $15,000	Dividend	$250,001 - $500,000	Cash/Market

Transactions	Transaction Type	Transaction Date	Transaction Value
(1).	Buy (add'l)	Mar 3, 2025	$15,001 - $50,000
(2).	Sold (part)	Mar 18, 2025	$15,000 or less
(3).	Sold (part)	Mar 20, 2025	$50,001 - $100,000
(4).	Buy (add'l)	May 21, 2025	$15,000 or less
(5).	Buy (add'l)	Jul 2, 2025	$15,000 or less
(6).	Sold (part)	Jul 9, 2025	$15,000 or less
(7).	Buy (add'l)	Aug 15, 2025	$100,001 - $250,000
(8).	Buy (add'l)	Aug 25, 2025	$15,000 or less
(9).	Buy (add'l)	Sep 2, 2025	$100,001 - $250,000
(10).	Buy (add'l)	Sep 19, 2025	$15,000 or less
(11).	Buy (add'l)	Nov 21, 2025	$15,000 or less
(12).	Buy (add'l)	Dec 26, 2025	$15,001 - $50,000

20-I.	Victory Global Energy Transition Y (RSNYX)	$2,501 - $5,000	Dividend	$50,001 - $100,000	Cash/Market
20-J.	Us Treasur Nt 5% Ust Note Due 08/31/25 (91282CHV6)	$5,001 - $15,000	Interest		

Transactions	Transaction Type	Transaction Date	Transaction Value
(1).	Matured	Aug 31, 2025	$100,001 - $250,000

21.	**(H) Brokerage #17**				
21-A.	Schwab Treasury Obligations Money Fund - Investor Shares (SNOXX)	$1,001 - $2,500	Dividend	$15,001 - $50,000	Cash/Market



DESCRIPTION	INCOME AMOUNT	INCOME TYPE	GROSS VALUE	VALUE METHOD

Transactions	Transaction Type	Transaction Date	Transaction Value
(1).	Buy (add'l)	Jan 8, 2025	$15,001 - $50,000
(2).	Sold (part)	Feb 3, 2025	$15,000 or less
(3).	Sold (part)	Mar 3, 2025	$15,000 or less
(4).	Sold (part)	Mar 10, 2025	$15,000 or less
(5).	Buy (add'l)	Mar 25, 2025	$15,000 or less
(6).	Sold (part)	Apr 1, 2025	$15,000 or less
(7).	Sold (part)	Apr 3, 2025	$15,000 or less
(8).	Sold (part)	Apr 4, 2025	$15,000 or less
(9).	Buy (add'l)	Apr 10, 2025	$15,000 or less
(10).	Sold (part)	May 1, 2025	$15,000 or less
(11).	Sold (part)	Jun 2, 2025	$15,000 or less
(12).	Sold (part)	Jul 1, 2025	$15,000 or less
(13).	Buy (add'l)	Jul 23, 2025	$15,000 or less
(14).	Sold (part)	Aug 1, 2025	$15,000 or less
(15).	Buy (add'l)	Aug 15, 2025	$15,000 or less
(16).	Sold (part)	Oct 1, 2025	$15,000 or less
(17).	Sold (part)	Nov 3, 2025	$15,000 or less
(18).	Sold (part)	Dec 1, 2025	$15,000 or less

21-B.	JPMorgan Strategic Income Opportunities Fund I Class (JSOSX)	$1,000 or less	Dividend	$15,000 or less	Cash/Market
21-C.	Vanguard Total Stock Market ETF (VTI)	$1,000 or less	Dividend	$50,001 - $100,000	Cash/Market

Transactions	Transaction Type	Transaction Date	Transaction Value
(1).	Buy (add'l)	Jan 8, 2025	$15,000 or less
(2).	Buy (add'l)	Feb 3, 2025	$15,000 or less
(3).	Buy (add'l)	Mar 3, 2025	$15,000 or less
(4).	Buy (add'l)	Mar 10, 2025	$15,000 or less
(5).	Buy (add'l)	Apr 1, 2025	$15,000 or less
(6).	Buy (add'l)	Apr 3, 2025	$15,000 or less
(7).	Buy (add'l)	Apr 4, 2025	$15,000 or less
(8).	Sold (part)	Apr 9, 2025	$15,000 or less
(9).	Buy (add'l)	May 1, 2025	$15,000 or less
(10).	Buy (add'l)	Jun 2, 2025	$15,000 or less
(11).	Buy (add'l)	Jul 1, 2025	$15,000 or less
(12).	Buy (add'l)	Aug 1, 2025	$15,000 or less
(13).	Buy (add'l)	Sep 2, 2025	$15,000 or less
(14).	Buy (add'l)	Oct 1, 2025	$15,000 or less
(15).	Buy (add'l)	Nov 3, 2025	$15,000 or less
(16).	Buy (add'l)	Dec 1, 2025	$15,000 or less

21-D.	Us Treasur Nt 5% Ust Note Due 08/31/25 (91282CHV6)	$1,000 or less	Interest		

Transactions	Transaction Type	Transaction Date	Transaction Value
(1).	Matured	Aug 31, 2025	$15,000 or less

21-E.	WisdomTree US LargeCap Dividend ETF (DLN)	$1,000 or less	Dividend	$15,000 or less	Cash/Market

22.	**(H) Brokerage #21**				
22-A.	SKK GlobalAI Investors QP, LP		None	$15,001 - $50,000	Cash/Market

Transactions	Transaction Type	Transaction Date	Transaction Value
(1).	Buy	Nov 6, 2025	$15,001 - $50,000

23.	**(H) IRA #3**				
23-A.	Vanguard Total Stock Market ETF (VTI)	$1,001 - $2,500	Dividend	$100,001 - $250,000	Cash/Market

	DESCRIPTION	INCOME AMOUNT	INCOME TYPE	GROSS VALUE	VALUE METHOD

Transactions	Transaction Type	Transaction Date	Transaction Value
(1).	Buy (add'l)	Sep 18, 2025	$15,000 or less
(2).	Buy (add'l)	Oct 1, 2025	$15,000 or less
(3).	Buy (add'l)	Nov 3, 2025	$15,000 or less
(4).	Buy (add'l)	Dec 1, 2025	$15,000 or less

23-B.	Victory Global Energy Transition Y (RSNYX)	$1,000 or less	Dividend	$15,001 - $50,000	Cash/Market
23-C.	Westwood Salient MLP & Engy Infras Inst (SMLPX)	$1,001 - $2,500	Dividend	$15,001 - $50,000	Cash/Market
23-D.	First Eagle Global Inst CL I (SGIIX)	$2,501 - $5,000	Dividend	$15,001 - $50,000	Cash/Market
23-E.	Us Treasur Nt 5% Ust Note Due 08/31/25 (91282CHV6)	$1,001 - $2,500	Interest		

Transactions	Transaction Type	Transaction Date	Transaction Value
(1).	Matured	Aug 31, 2025	$15,001 - $50,000

23-F.	Schwab Treasury Obligations Money Fund - Investor Shares (SNOXX)	$1,000 or less	Dividend	$15,000 or less	Cash/Market

Transactions	Transaction Type	Transaction Date	Transaction Value
(1).	Buy (add'l)	Mar 3, 2025	$15,000 or less
(2).	Buy (add'l)	Sep 2, 2025	$15,001 - $50,000
(3).	Sold (part)	Sep 18, 2025	$15,000 or less
(4).	Sold (part)	Oct 1, 2025	$15,000 or less
(5).	Sold (part)	Nov 3, 2025	$15,000 or less
(6).	Sold (part)	Dec 1, 2025	$15,000 or less

24.	**(H) 529 Plan #3**				
24-A.	NY 529 Interest Accumulation Portfolio		None	$15,000 or less	Cash/Market

Transactions	Transaction Type	Transaction Date	Transaction Value
(1).	Sold (part)	Oct 20, 2025	$15,000 or less
(2).	Sold (part)	Nov 3, 2025	$15,000 or less

24-B.	NY 529 Growth Stock Index Portfolio		None	$15,001 - $50,000	Cash/Market

Transactions	Transaction Type	Transaction Date	Transaction Value
(1).	Sold (part)	Nov 24, 2025	$15,000 or less

24-C.	NY 529 Value Stock Index Portfolio		None	$15,001 - $50,000	Cash/Market

Transactions	Transaction Type	Transaction Date	Transaction Value
(1).	Sold (part)	Dec 17, 2025	$15,000 or less

24-D.	NY 529 Bond Market Index Portfolio		None	$15,000 or less	Cash/Market

Transactions	Transaction Type	Transaction Date	Transaction Value
(1).	Sold (part)	Sep 8, 2025	$15,000 or less

24-E.	NY 529 Global Equity Portfolio		None	$15,000 or less	Cash/Market
25.	**(H) Brokerage #2**				
25-A.	Schwab Treasury Obligations Money Fund - Investor Shares (SNOXX)	$2,501 - $5,000	Dividend	$250,001 - $500,000	Cash/Market

ADMINISTRATIVE OFFICE OF THE UNITED STATES COURTS

DESCRIPTION	INCOME AMOUNT	INCOME TYPE	GROSS VALUE	VALUE METHOD

Transactions	Transaction Type	Transaction Date	Transaction Value
(1).	Buy (add'l)	Jan 3, 2025	$15,000 or less
(2).	Sold (part)	Jan 8, 2025	$15,000 or less
(3).	Sold (part)	Jan 10, 2025	$15,001 - $50,000
(4).	Sold (part)	Feb 12, 2025	$15,000 or less
(5).	Sold (part)	Feb 20, 2025	$15,001 - $50,000
(6).	Sold (part)	Mar 3, 2025	$15,000 or less
(7).	Buy (add'l)	Mar 21, 2025	$50,001 - $100,000
(8).	Buy (add'l)	Apr 3, 2025	$15,001 - $50,000
(9).	Buy (add'l)	Apr 4, 2025	$50,001 - $100,000
(10).	Sold (part)	Apr 10, 2025	$100,001 - $250,000
(11).	Buy (add'l)	Apr 23, 2025	$15,001 - $50,000
(12).	Buy (add'l)	Apr 24, 2025	$15,001 - $50,000
(13).	Sold (part)	May 14, 2025	$15,000 or less
(14).	Sold (part)	May 28, 2025	$15,000 or less
(15).	Sold (part)	May 29, 2025	$15,001 - $50,000
(16).	Sold (part)	Jun 9, 2025	$15,001 - $50,000
(17).	Sold (part)	Jun 10, 2025	$15,001 - $50,000
(18).	Buy (add'l)	Jun 26, 2025	$50,001 - $100,000
(19).	Buy (add'l)	Jul 2, 2025	$15,001 - $50,000
(20).	Sold (part)	Jul 24, 2025	$15,000 or less
(21).	Buy (add'l)	Aug 1, 2025	$15,000 or less
(22).	Sold (part)	Aug 7, 2025	$15,000 or less
(23).	Sold (part)	Aug 21, 2025	$15,000 or less
(24).	Buy (add'l)	Sep 2, 2025	$15,000 or less
(25).	Sold (part)	Sep 3, 2025	$15,001 - $50,000
(26).	Sold (part)	Sep 4, 2025	$15,001 - $50,000
(27).	Sold (part)	Sep 5, 2025	$15,000 or less
(28).	Sold (part)	Sep 22, 2025	$15,000 or less
(29).	Buy (add'l)	Oct 1, 2025	$15,000 or less
(30).	Sold (part)	Oct 7, 2025	$15,001 - $50,000
(31).	Sold (part)	Oct 22, 2025	$15,000 or less
(32).	Buy (add'l)	Nov 6, 2025	$15,000 or less
(33).	Sold (part)	Nov 21, 2025	$15,000 or less
(34).	Buy (add'l)	Nov 28, 2025	$50,001 - $100,000
(35).	Buy (add'l)	Dec 1, 2025	$15,000 or less
(36).	Sold (part)	Dec 5, 2025	$15,000 or less
(37).	Buy (add'l)	Dec 16, 2025	$250,001 - $500,000
(38).	Sold (part)	Dec 17, 2025	$15,001 - $50,000
(39).	Sold (part)	Dec 22, 2025	$15,000 or less
(40).	Buy (add'l)	Dec 26, 2025	$15,001 - $50,000

26. **(H) IRA #8**

26-A. Us Treasur Nt 5% Ust Note Due 08/31/25 (91282CHV6) — $2,501 - $5,000 — Interest

Transactions	Transaction Type	Transaction Date	Transaction Value
(1).	Matured	Aug 31, 2025	$50,001 - $100,000

26-B. First Eagle Global Inst CL I (SGIIX) — $15,001 - $50,000 — Dividend,Gain — $100,001 - $250,000 — Cash/Market

Transactions	Transaction Type	Transaction Date	Transaction Value
(1).	Sold (part)	Mar 20, 2025	$15,000 or less

26-C. Schwab Treasury Obligations Money Fund - Investor Shares (SNOXX) — $1,000 or less — Dividend — $15,001 - $50,000 — Cash/Market

ADMINISTRATIVE OFFICE OF THE UNITED STATES COURTS

	DESCRIPTION	INCOME AMOUNT	INCOME TYPE	GROSS VALUE	VALUE METHOD

Transactions	Transaction Type	Transaction Date	Transaction Value
(1).	Buy (add'l)	Mar 3, 2025	$15,000 or less
(2).	Sold (part)	Mar 20, 2025	$15,000 or less
(3).	Buy (add'l)	Sep 2, 2025	$15,001 - $50,000
(4).	Buy (add'l)	Sep 19, 2025	$15,000 or less
(5).	Sold (part)	Oct 1, 2025	$15,000 or less
(6).	Sold (part)	Nov 3, 2025	$15,000 or less
(7).	Sold (part)	Dec 1, 2025	$15,000 or less

26-D.	Vanguard Total Stock Market ETF (VTI)	$1,001 - $2,500	Dividend	$100,001 - $250,000	Cash/Market

Transactions	Transaction Type	Transaction Date	Transaction Value
(1).	Buy (add'l)	Sep 2, 2025	$15,000 or less
(2).	Buy (add'l)	Oct 1, 2025	$15,000 or less
(3).	Buy (add'l)	Nov 3, 2025	$15,000 or less
(4).	Buy (add'l)	Dec 1, 2025	$15,000 or less

27.	**Chase Bank Cash-Equivalent Account**		None	$15,001 - $50,000	Cash/Market
28.	**(H) Brokerage #1**				
28-A.	Stratified LargeCap Index ETF (SSPY)	$15,001 - $50,000	Dividend	$1,000,001 - $5,000,000	Cash/Market
28-B.	Schwab Treasury Obligations Money Fund - Investor Shares (SNOXX)	$1,000 or less	Dividend	$15,000 or less	Cash/Market

Transactions	Transaction Type	Transaction Date	Transaction Value
(1).	Buy (add'l)	Jan 3, 2025	$15,001 - $50,000
(2).	Sold (part)	Mar 18, 2025	$15,001 - $50,000
(3).	Sold (part)	Apr 2, 2025	$15,000 or less
(4).	Buy (add'l)	Jul 2, 2025	$15,001 - $50,000
(5).	Sold (part)	Jul 9, 2025	$15,001 - $50,000
(6).	Buy (add'l)	Oct 8, 2025	$15,000 or less
(7).	Sold (part)	Nov 19, 2025	$15,000 or less

28-C.	Westwood Salient MLP & Engy Infras Inst (SMLPX)	$15,001 - $50,000	Dividend	$500,001 - $1,000,000	Cash/Market
28-D.	FPA Crescent (FPACX)	$15,001 - $50,000	Dividend	$250,001 - $500,000	Cash/Market
28-E.	Berkshire Hathaway Inc Del A (BRK-A)		None	$5,000,001 - $25,000,000	Cash/Market
28-F.	First Eagle Global Inst CL I (SGIIX)	$15,001 - $50,000	Dividend	$250,001 - $500,000	Cash/Market
29.	**(H) 529 Plan #4**				
29-A.	NY 529 Interest Accumulation Portfolio		None	$50,001 - $100,000	Cash/Market

Transactions	Transaction Type	Transaction Date	Transaction Value
(1).	Sold (part)	Jan 2, 2025	$15,000 or less
(2).	Sold (part)	Jun 20, 2025	$15,000 or less
(3).	Sold (part)	Jul 14, 2025	$15,000 or less
(4).	Sold (part)	Nov 24, 2025	$15,000 or less

29-B.	NY 529 Value Stock Index Portfolio		None	$50,001 - $100,000	Cash/Market

Transactions	Transaction Type	Transaction Date	Transaction Value
(1).	Sold (part)	Jul 14, 2025	$15,000 or less
(2).	Sold (part)	Nov 24, 2025	$15,000 or less
(3).	Sold (part)	Dec 24, 2025	$15,000 or less

29-C.	NY 529 Growth Stock Index Portfolio		None	$50,001 - $100,000	Cash/Market

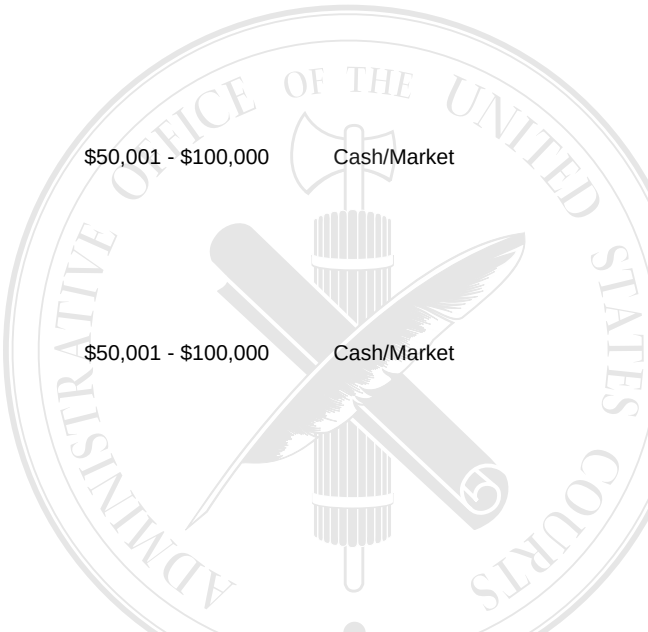

	DESCRIPTION	INCOME AMOUNT	INCOME TYPE	GROSS VALUE	VALUE METHOD

Transactions	Transaction Type	Transaction Date	Transaction Value
(1).	Sold (part)	Jan 16, 2025	$15,000 or less
(2).	Sold (part)	Mar 3, 2025	$15,000 or less
(3).	Sold (part)	Mar 31, 2025	$15,000 or less
(4).	Sold (part)	Apr 24, 2025	$15,000 or less
(5).	Sold (part)	May 28, 2025	$15,000 or less
(6).	Sold (part)	Jul 14, 2025	$15,000 or less
(7).	Sold (part)	Nov 24, 2025	$15,000 or less
(8).	Sold (part)	Dec 17, 2025	$15,000 or less

29-D.	NY 529 Global Equity Portfolio		None	$15,001 - $50,000	Cash/Market

Transactions	Transaction Type	Transaction Date	Transaction Value
(1).	Sold (part)	Jul 14, 2025	$15,000 or less

30.	**Citibank Cash-Equivalent Account**		None	$15,000 or less	Cash/Market
31.	**(H) Trust #5**				
31-A.	Baldwinsville Ny Cs 2% Go Utx Due 10/01/25 (058399NQ5)	$1,000 or less	Interest		

Transactions	Transaction Type	Transaction Date	Transaction Value
(1).	Matured	Oct 1, 2025	$15,001 - $50,000

31-B.	Vanguard Total Stock Market ETF (VTI)	$2,501 - $5,000	Dividend	$100,001 - $250,000	Cash/Market

Transactions	Transaction Type	Transaction Date	Transaction Value
(1).	Buy (add'l)	Apr 3, 2025	$15,000 or less
(2).	Buy (add'l)	Apr 4, 2025	$15,000 or less
(3).	Sold (part)	Apr 9, 2025	$15,000 or less

31-C.	Berkshire Hathaway Inc Del B (BRK-B)		None	$100,001 - $250,000	Cash/Market
31-D.	WisdomTree U.S. MidCap Dividend (DON)	$1,000 or less	Dividend	$15,000 or less	Cash/Market
31-E.	WisdomTree US LargeCap Dividend ETF (DLN)	$1,001 - $2,500	Dividend	$50,001 - $100,000	Cash/Market
31-F.	Stratified LargeCap Index ETF (SSPY)	$1,001 - $2,500	Dividend	$100,001 - $250,000	Cash/Market
31-G.	Schwab Treasury Obligations Money Fund - Investor Shares (SNOXX)	$2,501 - $5,000	Dividend	$100,001 - $250,000	Cash/Market

Transactions	Transaction Type	Transaction Date	Transaction Value
(1).	Sold (part)	Feb 24, 2025	$15,001 - $50,000
(2).	Sold (part)	Apr 3, 2025	$15,000 or less
(3).	Sold (part)	Apr 4, 2025	$15,000 or less
(4).	Buy (add'l)	Apr 10, 2025	$15,000 or less
(5).	Buy (add'l)	Oct 8, 2025	$50,001 - $100,000

31-H.	Victory Global Energy Transition Y (RSNYX)	$2,501 - $5,000	Dividend	$100,001 - $250,000	Cash/Market
31-I.	Westwood Salient MLP & Engy Infras Inst (SMLPX)	$5,001 - $15,000	Dividend	$100,001 - $250,000	Cash/Market
31-J.	WCM Focused International Growth Instl (WCMIX)	$2,501 - $5,000	Dividend	$50,001 - $100,000	Cash/Market
31-K.	Coho Relative Value Equity (COHOX)	$15,001 - $50,000	Dividend		

Additional Explanation: Huber Select Large Cap Value (HULEX) acquired the assets of Coho Relative Value Equity (COHOX) on 11/28/2025

31-L.	iShares Tr S&P 400 BARRA Midcap Growth (IJK)	$1,000 or less	Dividend	$15,001 - $50,000	Cash/Market
31-M.	Huber Select Large Cap Value (HULEX)	$1,000 or less	Dividend	$50,001 - $100,000	Cash/Market

Additional Explanation: Huber Select Large Cap Value (HULEX) acquired the assets of Coho Relative Value Equity (COHOX) on 11/28/2025

31-N.	FPA Crescent (FPACX)	$2,501 - $5,000	Dividend	$15,001 - $50,000	Cash/Market
32.	**(H) Brokerage #12**				
32-A.	Blue Owl GP Stakes IV (A) Onshore	$100,001 - $1,000,000	Distribution	$250,001 - $500,000	Cash/Market

	DESCRIPTION	INCOME AMOUNT	INCOME TYPE	GROSS VALUE	VALUE METHOD
33.	**(H) Trust #1**				
33-A.	FPA Crescent (FPACX)	$2,501 - $5,000	Dividend	$15,001 - $50,000	Cash/Market
33-B.	WCM Focused International Growth Instl (WCMIX)	$2,501 - $5,000	Dividend	$50,001 - $100,000	Cash/Market
33-C.	Vanguard Small Cap ETF (VB)	$1,000 or less	Dividend	$15,001 - $50,000	Cash/Market
33-D.	Stratified LargeCap Index ETF (SSPY)	$1,000 or less	Dividend	$15,001 - $50,000	Cash/Market
33-E.	Huber Select Large Cap Value (HULEX)	$1,000 or less	Dividend	$15,001 - $50,000	Cash/Market
	Additional Explanation: Huber Select Large Cap Value (HULEX) acquired the assets of Coho Relative Value Equity (COHOX) on 11/28/2025				
33-F.	WisdomTree US LargeCap Dividend ETF (DLN)	$1,001 - $2,500	Dividend	$50,001 - $100,000	Cash/Market
33-G.	Westwood Salient MLP & Engy Infras Inst (SMLPX)	$1,001 - $2,500	Dividend	$15,001 - $50,000	Cash/Market
33-H.	Coho Relative Value Equity (COHOX)	$5,001 - $15,000	Dividend		
	Additional Explanation: Huber Select Large Cap Value (HULEX) acquired the assets of Coho Relative Value Equity (COHOX) on 11/28/2025				

Transactions	Transaction Type	Transaction Date	Transaction Value
(1).	Sold (part)	Feb 24, 2025	$15,000 or less

33-I.	Vanguard Total Stock Market ETF (VTI)	$1,000 or less	Dividend	$15,001 - $50,000	Cash/Market
33-J.	First Eagle Global Inst CL I (SGIIX)	$2,501 - $5,000	Dividend,Gain	$15,001 - $50,000	Cash/Market

Transactions	Transaction Type	Transaction Date	Transaction Value
(1).	Sold (part)	Feb 24, 2025	$15,000 or less

33-K.	Vanguard S&P 500 ETF (VOO)	$1,001 - $2,500	Dividend	$100,001 - $250,000	Cash/Market
33-L.	Berkshire Hathaway Inc Del B (BRK-B)		None	$100,001 - $250,000	Cash/Market
33-M.	WisdomTree U.S. MidCap Dividend (DON)	$1,000 or less	Dividend	$15,000 or less	Cash/Market
33-N.	iShares Tr S&P 400 BARRA Midcap Growth (IJK)	$1,000 or less	Dividend	$15,001 - $50,000	Cash/Market
34.	**(H) Brokerage #18**				
34-A.	Maritime Partners American Rivers Fund LLC	$50,001 - $100,000	Distribution	$500,001 - $1,000,000	Cash/Market
35.	**(H) Brokerage #16**				
35-A.	Brevet Direct Lending - Short Duration Fund LP		None	$500,001 - $1,000,000	Cash/Market
36.	**(H) Brokerage #20**				
36-A.	WisdomTree US LargeCap Dividend ETF (DLN)	$15,001 - $50,000	Dividend,Gain	$15,001 - $50,000	Cash/Market

Transactions	Transaction Type	Transaction Date	Transaction Value
(1).	Sold (part)	Dec 15, 2025	$15,001 - $50,000
(2).	Buy (add'l)	Dec 15, 2025	$15,001 - $50,000
(3).	Sold (part)	Dec 19, 2025	$15,000 or less
(4).	Buy (add'l)	Dec 19, 2025	$15,000 or less

36-B.	Vanguard Total Stock Market ETF (VTI)	$1,000 or less	Dividend	$15,000 or less	Cash/Market
36-C.	First Eagle Global Inst CL I (SGIIX)	$2,501 - $5,000	Dividend	$50,001 - $100,000	Cash/Market
36-D.	Berkshire Hathaway Inc Del B (BRK-B)		None	$250,001 - $500,000	Cash/Market
37.	**(H) Brokerage #11**				
37-A.	Berkshire Hathaway Inc Del B (BRK-B)		None	$250,001 - $500,000	Cash/Market
37-B.	WisdomTree US LargeCap Dividend ETF (DLN)	$5,001 - $15,000	Dividend,Gain	$15,001 - $50,000	Cash/Market

Transactions	Transaction Type	Transaction Date	Transaction Value
(1).	Sold (part)	Dec 16, 2025	$15,000 or less
(2).	Buy (add'l)	Dec 16, 2025	$15,000 or less

37-C.	Vanguard Total Stock Market ETF (VTI)	$1,000 or less	Dividend	$15,000 or less	Cash/Market
37-D.	First Eagle Global Inst CL I (SGIIX)	$2,501 - $5,000	Dividend	$50,001 - $100,000	Cash/Market

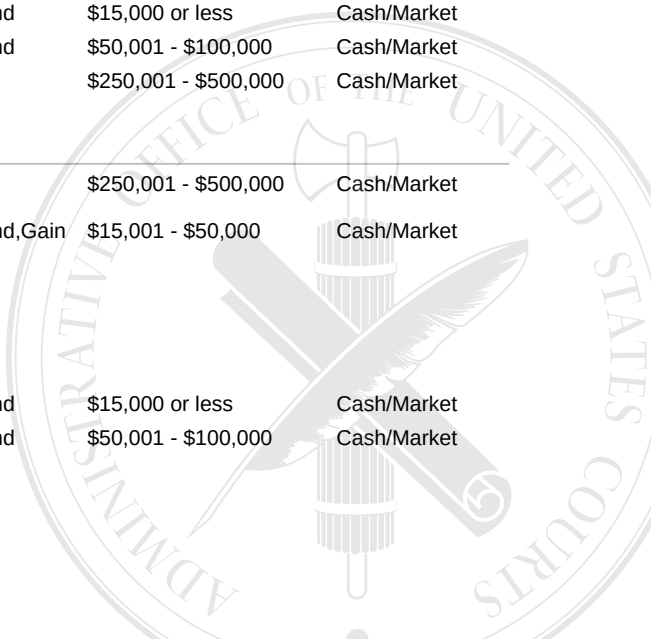

VIII. Additional Information or Explanations

I do not have any Additional Information to report
No entries in this section

Produced by Administrative Office of the United States Courts