Annual, 2025

Financial Disclosure Report (AO Form 10)

Filer's Information
Ericksen, Joan N.
U.S. District Court - Minnesota
Senior District Judge

I certify that all information given above (including information pertaining to my spouse and minor or dependent children, if any) is accurate, true, and complete to the best of my knowledge and belief, and that any information not reported was withheld because it met applicable statutory provisions permitting non-disclosure.

I further certify that earned income from outside employment and honoraria and the acceptance of gifts which have been reported are in compliance with the provisions of 5 U.S.C. Â§ 13141 et. seq., 5 U.S.C. Â§ 7353, and Judicial Conference regulations.

/s/ Ericksen, Joan N. [electronically signed on Sep 9, 2026 6:53pm by Ericksen, Joan N. in JEFS]
/s/ Ericksen, Joan N. [electronically signed on Apr 15, 2026 11:02pm by Ericksen, Joan N. in JEFS]

I. Positions

	ORGANIZATION/ENTITY NAME	ORGANIZATION/ENTITY TYPE	POSITION HELD
1.	Trust #1	Trust	Co-Trustee

Additional Explanation: reportable assets are listed in Part VII

II. Agreements

	EMPLOYER OR PARTY NAME	TERMS	AGREEMENT START MONTH	AGREEMENT START YEAR
1.	Minnesota State Judge	Defined Benefit Retirement Plan		2002

III A. Filer Non-Investment Income

	SOURCE	INCOME TYPE	INCOME AMOUNT	HONORARIUM DATE
1.	Minnesota State Retirement	Fixed Retirement / Pension Benefits	$13,444.11	

III B. Spouse Non-Investment Income

I do not have any Spouse Non-Investment Income to report
No entries in this section

IV. Reimbursements

I do not have any Reimbursements to report
No entries in this section

V. Gifts

I do not have any Gifts to report
No entries in this section

VI. Liabilities

I do not have any Liabilities to report
No entries in this section

VII. Investments and Trusts

	DESCRIPTION	INCOME AMOUNT	INCOME TYPE	GROSS VALUE	VALUE METHOD
1.	**(H) Individual Assets**				
1-A.	Fidelity Advisor 529 Aggressive Growth Cl A (FFAGX) **Additional Explanation**: This 529 does not report income; it reports only unit value.		None	$15,001 - $50,000	Cash/Market
2.	**(H) Account #1**				
2-A.	Schwab Bank Sweep Acct (cash)	$1,000 or less	Interest	$15,000 or less	Cash/Market
2-B.	Accenture PLC Class A (ACN)	$2,501 - $5,000	Dividend	$15,001 - $50,000	Cash/Market

Transactions	Transaction Type	Transaction Date	Transaction Value
(1).	Buy (add'l)	Apr 25, 2025	$15,000 or less
(2).	Buy (add'l)	Jul 1, 2025	$15,000 or less

2-C.	Alphabet Inc Class A (GOOGL)	$5,001 - $15,000	Dividend,Gain	$15,001 - $50,000	Cash/Market

Transactions	Transaction Type	Transaction Date	Transaction Value
(1).	Sold (part)	Feb 5, 2025	$15,000 or less
(2).	Sold (part)	Sep 8, 2025	$15,000 or less
(3).	Sold (part)	Oct 29, 2025	$15,000 or less
(4).	Sold (part)	Nov 20, 2025	$15,000 or less
(5).	Sold (part)	Nov 26, 2025	$15,000 or less

2-D.	Amphenol Corp (APH)	$5,001 - $15,000	Dividend,Gain	$15,001 - $50,000	Cash/Market

Transactions	Transaction Type	Transaction Date	Transaction Value
(1).	Sold (part)	May 15, 2025	$15,000 or less
(2).	Sold (part)	Jul 1, 2025	$15,000 or less
(3).	Sold (part)	Aug 7, 2025	$15,000 or less
(4).	Sold (part)	Oct 7, 2025	$15,000 or less
(5).	Sold (part)	Oct 29, 2025	$15,000 or less
(6).	Sold (part)	Nov 20, 2025	$15,000 or less

2-E.	Automatic Data Processing (ADP)	$2,501 - $5,000	Dividend,Gain	$15,001 - $50,000	Cash/Market

Transactions	Transaction Type	Transaction Date	Transaction Value
(1).	Sold (part)	Jun 17, 2025	$15,000 or less
(2).	Buy (add'l)	Nov 26, 2025	$15,000 or less

2-F.	Boston Scientific Corp (BSX)		None	$15,001 - $50,000	Cash/Market

Transactions	Transaction Type	Transaction Date	Transaction Value
(1).	Buy	Nov 25, 2025	$15,001 - $50,000

2-G.	Check Point Software (CHKP)	$1,001 - $2,500	Gain	$15,001 - $50,000	Cash/Market

Transactions	Transaction Type	Transaction Date	Transaction Value
(1).	Sold (part)	Mar 17, 2025	$15,000 or less

2-H.	Church & Dwight Co (CHD)	$1,000 or less	Dividend	$15,001 - $50,000	Cash/Market

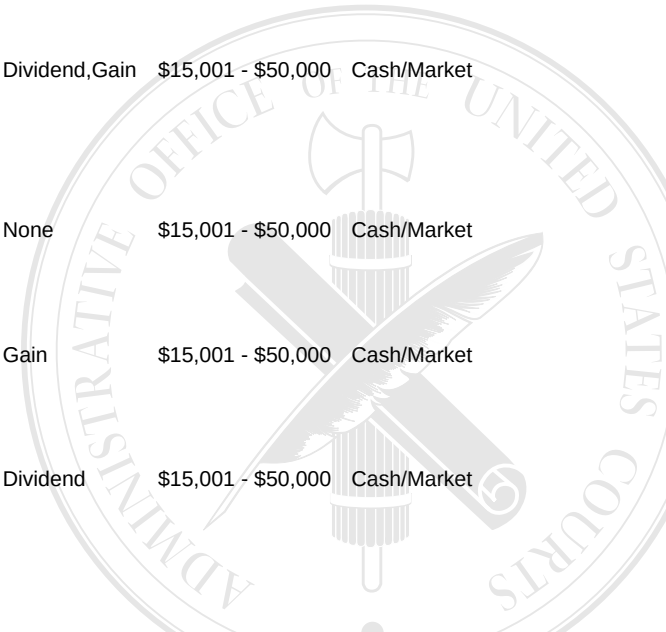

	DESCRIPTION	INCOME AMOUNT	INCOME TYPE	GROSS VALUE	VALUE METHOD

Transactions	Transaction Type	Transaction Date	Transaction Value
(1).	Buy (add'l)	Aug 1, 2025	$15,000 or less
(2).	Buy (add'l)	Oct 7, 2025	$15,000 or less

2-I.	Danaher Corp (DHR)	$1,000 or less	Dividend	$15,001 - $50,000	Cash/Market

Transactions	Transaction Type	Transaction Date	Transaction Value
(1).	Buy (add'l)	Feb 5, 2025	$15,000 or less
(2).	Buy (add'l)	Sep 8, 2025	$15,000 or less

2-J.	Expeditors Intl Wash (EXPD)	$1,000 or less	Dividend	$15,001 - $50,000	Cash/Market
2-K.	Fastenal Co (FAST)	$2,501 - $5,000	Dividend,Gain	$15,001 - $50,000	Cash/Market

Transactions	Transaction Type	Transaction Date	Transaction Value
(1).	Sold (part)	Apr 21, 2025	$15,000 or less

2-L.	Fedex Corporation (FDX)	$5,001 - $15,000	Dividend,Gain		

Transactions	Transaction Type	Transaction Date	Transaction Value
(1).	Buy (add'l)	Feb 5, 2025	$15,000 or less
(2).	Buy (add'l)	Apr 15, 2025	$15,000 or less
(3).	Buy (add'l)	Apr 21, 2025	$15,000 or less
(4).	Sold	Jul 17, 2025	$15,001 - $50,000

2-M.	Fiserv Inc (FISV)	$2,501 - $5,000	Dividend,Gain		

Transactions	Transaction Type	Transaction Date	Transaction Value
(1).	Sold (part)	Feb 21, 2025	$15,000 or less
(2).	Buy (add'l)	May 21, 2025	$15,000 or less
(3).	Buy (add'l)	Aug 7, 2025	$15,000 or less
(4).	Buy (add'l)	Oct 29, 2025	$15,000 or less
(5).	Sold	Nov 24, 2025	$15,001 - $50,000

2-N.	Illinois Tool Works (ITW)	$1,000 or less	Dividend	$15,001 - $50,000	Cash/Market
2-O.	Intercontinental Exchange (ICE)	$1,000 or less	Dividend	$15,001 - $50,000	Cash/Market
2-P.	Johnson & Johnson (JNJ)	$2,501 - $5,000	Dividend,Gain	$15,001 - $50,000	Cash/Market

Transactions	Transaction Type	Transaction Date	Transaction Value
(1).	Sold (part)	Nov 20, 2025	$15,000 or less

2-Q.	Linde plc (LIN)	$1,000 or less	Dividend	$15,001 - $50,000	Cash/Market
2-R.	Merck & Co. Inc (MRK)	$1,001 - $2,500	Dividend	$50,001 - $100,000	Cash/Market

Transactions	Transaction Type	Transaction Date	Transaction Value
(1).	Buy (add'l)	Feb 21, 2025	$15,000 or less
(2).	Buy (add'l)	May 15, 2025	$15,000 or less

2-S.	Microsoft Corp (MSFT)	$2,501 - $5,000	Dividend,Gain	$15,001 - $50,000	Cash/Market

Transactions	Transaction Type	Transaction Date	Transaction Value
(1).	Buy (add'l)	Mar 17, 2025	$15,000 or less
(2).	Sold (part)	May 21, 2025	$15,000 or less
(3).	Sold (part)	Jul 15, 2025	$15,000 or less
(4).	Sold (part)	Aug 7, 2025	$15,000 or less

2-T.	Nvidia Corp (NVDA)	$1,000 or less	Dividend	$15,001 - $50,000	Cash/Market

Transactions	Transaction Type	Transaction Date	Transaction Value
(1).	Buy	Jul 18, 2025	$15,001 - $50,000

2-U.	Qualcomm Inc (QCOM)	$1,000 or less	Dividend	$15,001 - $50,000	Cash/Market
2-V.	Roper Technologies Inc (ROP)	$1,000 or less	Dividend	$15,001 - $50,000	Cash/Market

Transactions	Transaction Type	Transaction Date	Transaction Value
(1).	Buy (add'l)	Sep 8, 2025	$15,000 or less
(2).	Buy (add'l)	Oct 29, 2025	$15,000 or less

2-W.	Sherwin Williams Co (SHW)	$1,000 or less	Dividend	$15,001 - $50,000	Cash/Market

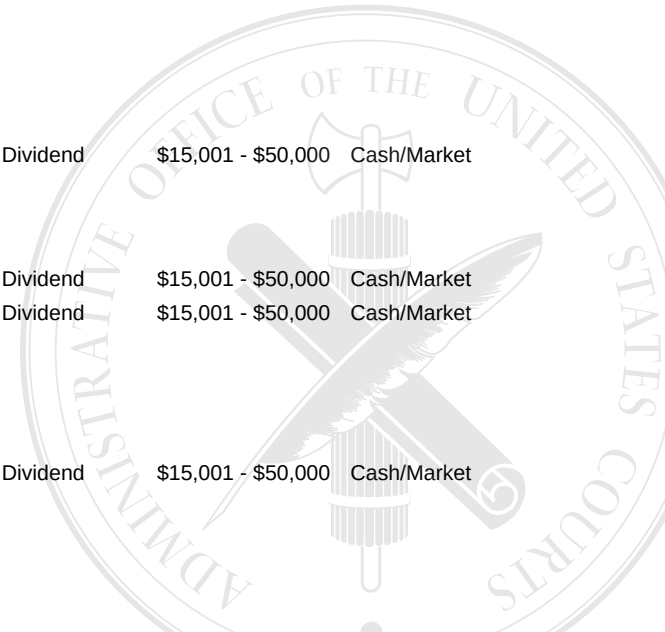

	DESCRIPTION	INCOME AMOUNT	INCOME TYPE	GROSS VALUE	VALUE METHOD
2-X.	Stryker Corp (SYK)	$1,000 or less	Dividend	$15,001 - $50,000	Cash/Market
2-Y.	Thermo Fisher Scientific (TMO)	$1,001 - $2,500	Dividend,Gain	$15,001 - $50,000	Cash/Market

Transactions	Transaction Type	Transaction Date	Transaction Value
(1).	Buy (add'l)	Apr 15, 2025	$15,000 or less
(2).	Buy (add'l)	May 30, 2025	$15,000 or less
(3).	Buy (add'l)	Jul 1, 2025	$15,000 or less
(4).	Sold (part)	Oct 7, 2025	$15,000 or less
(5).	Sold (part)	Nov 20, 2025	$15,000 or less

2-Z.	Visa Inc Class A (V)	$2,501 - $5,000	Dividend,Gain	$15,001 - $50,000	Cash/Market

Transactions	Transaction Type	Transaction Date	Transaction Value
(1).	Sold (part)	Feb 5, 2025	$15,000 or less
(2).	Sold (part)	May 21, 2025	$15,000 or less

2-AA.	Walmart Inc (WMT)	$5,001 - $15,000	Dividend,Gain	$15,001 - $50,000	Cash/Market

Transactions	Transaction Type	Transaction Date	Transaction Value
(1).	Sold (part)	Apr 15, 2025	$15,000 or less

2-AB.	Motorola Solutions (MSI)	$1,000 or less	Dividend	$15,001 - $50,000	Cash/Market

3.	**(H) Account #2**				
3-A.	Accenture PLC Class A (ACN)	$1,000 or less	Dividend	$15,000 or less	Cash/Market

Transactions	Transaction Type	Transaction Date	Transaction Value
(1).	Buy (add'l)	Apr 25, 2025	$15,000 or less
(2).	Buy (add'l)	Jul 1, 2025	$15,000 or less

3-B.	Alphabet Inc Class A (GOOGL)	$5,001 - $15,000	Dividend,Gain	$15,001 - $50,000	Cash/Market

Transactions	Transaction Type	Transaction Date	Transaction Value
(1).	Sold (part)	Sep 8, 2025	$15,000 or less
(2).	Sold (part)	Oct 29, 2025	$15,000 or less
(3).	Sold (part)	Nov 20, 2025	$15,000 or less
(4).	Sold (part)	Nov 25, 2025	$15,000 or less

3-C.	Amphenol Corp (APH)	$2,501 - $5,000	Dividend,Gain	$15,001 - $50,000	Cash/Market

Transactions	Transaction Type	Transaction Date	Transaction Value
(1).	Sold (part)	Jul 1, 2025	$15,000 or less
(2).	Sold (part)	Aug 7, 2025	$15,000 or less
(3).	Sold (part)	Oct 29, 2025	$15,000 or less

3-D.	Automatic Data Processing (ADP)	$1,000 or less	Dividend,Gain	$15,000 or less	Cash/Market

Transactions	Transaction Type	Transaction Date	Transaction Value
(1).	Sold (part)	Jun 17, 2025	$15,000 or less

3-E.	Boston Scientific Corp (BSX)		None	$15,000 or less	Cash/Market

Transactions	Transaction Type	Transaction Date	Transaction Value
(1).	Buy	Nov 25, 2025	$15,000 or less

3-F.	Check Point Software (CHKP)		None	$15,000 or less	Cash/Market
3-G.	Church & Dwight Co (CHD)	$1,000 or less	Dividend	$15,000 or less	Cash/Market

Transactions	Transaction Type	Transaction Date	Transaction Value
(1).	Buy (add'l)	Aug 27, 2025	$15,000 or less
(2).	Buy (add'l)	Oct 7, 2025	$15,000 or less

3-H.	Danaher Corp (DHR)	$1,000 or less	Dividend	$15,001 - $50,000	Cash/Market

Transactions	Transaction Type	Transaction Date	Transaction Value
(1).	Buy (add'l)	Feb 5, 2025	$15,000 or less
(2).	Buy (add'l)	Sep 8, 2025	$15,000 or less

3-I.	Expeditors Intl Wash (EXPD)	$1,000 or less	Dividend	$15,001 - $50,000	Cash/Market

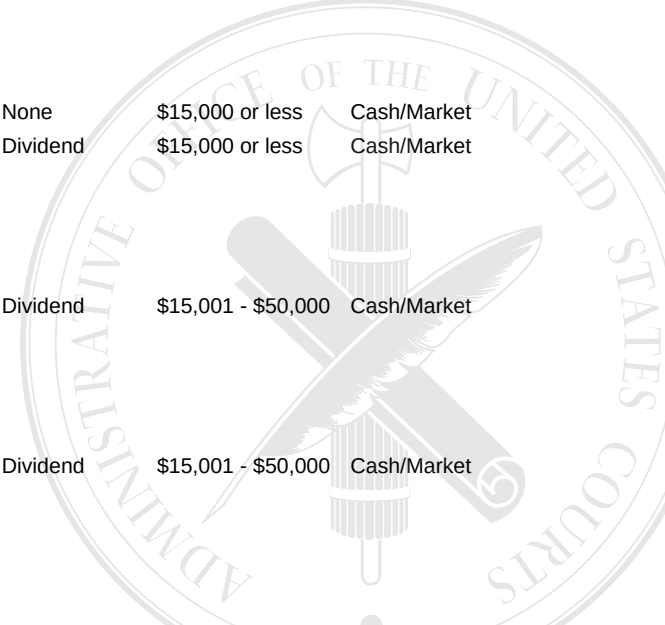

	DESCRIPTION	INCOME AMOUNT	INCOME TYPE	GROSS VALUE	VALUE METHOD
3-J.	Fastenal Co (FAST)	$1,001 - $2,500	Dividend,Gain	$15,000 or less	Cash/Market

Transactions	Transaction Type	Transaction Date	Transaction Value
(1).	Sold (part)	Apr 21, 2025	$15,000 or less

3-K.	Fedex Corporation (FDX)	$2,501 - $5,000	Dividend,Gain		

Transactions	Transaction Type	Transaction Date	Transaction Value
(1).	Buy (add'l)	Feb 5, 2025	$15,000 or less
(2).	Sold	Jul 7, 2025	$15,000 or less

3-L.	Fiserv Inc (FISV)	$1,001 - $2,500	Dividend,Gain		

Transactions	Transaction Type	Transaction Date	Transaction Value
(1).	Sold (part)	Feb 21, 2025	$15,000 or less
(2).	Buy (add'l)	May 21, 2025	$15,000 or less
(3).	Buy (add'l)	Aug 7, 2025	$15,000 or less
(4).	Buy (add'l)	Oct 29, 2025	$15,000 or less
(5).	Sold	Nov 24, 2025	$15,000 or less

3-M.	Illinois Tool Works (ITW)	$1,000 or less	Dividend	$15,000 or less	Cash/Market
3-N.	Intercontinental Exchange (ICE)	$1,000 or less	Dividend	$15,000 or less	Cash/Market
3-O.	Johnson & Johnson (JNJ)	$1,000 or less	Dividend,Gain	$15,001 - $50,000	Cash/Market

Transactions	Transaction Type	Transaction Date	Transaction Value
(1).	Sold (part)	Nov 20, 2025	$15,000 or less

3-P.	Linde plc (LIN)	$1,000 or less	Dividend	$15,000 or less	Cash/Market
3-Q.	Merck & Co. Inc (MRK)	$1,000 or less	Dividend	$15,001 - $50,000	Cash/Market

Transactions	Transaction Type	Transaction Date	Transaction Value
(1).	Buy (add'l)	Feb 21, 2025	$15,000 or less

3-R.	Microsoft Corp (MSFT)	$1,001 - $2,500	Dividend,Gain	$15,000 or less	Cash/Market

Transactions	Transaction Type	Transaction Date	Transaction Value
(1).	Buy (add'l)	Mar 17, 2025	$15,000 or less
(2).	Sold (part)	May 21, 2025	$15,000 or less
(3).	Sold (part)	Aug 7, 2025	$15,000 or less

3-S.	Motorola Solutions (MSI)	$1,000 or less	Dividend	$15,000 or less	Cash/Market
3-T.	Nvidia Corp (NVDA)	$1,000 or less	Dividend	$15,001 - $50,000	Cash/Market

Transactions	Transaction Type	Transaction Date	Transaction Value
(1).	Buy	Jul 18, 2025	$15,000 or less

3-U.	Qualcomm Inc (QCOM)	$1,000 or less	Dividend	$15,000 or less	Cash/Market
3-V.	Roper Technologies (ROP)	$1,000 or less	Dividend	$15,000 or less	Cash/Market

Transactions	Transaction Type	Transaction Date	Transaction Value
(1).	Buy (add'l)	Sep 8, 2025	$15,000 or less
(2).	Buy (add'l)	Oct 29, 2025	$15,000 or less

3-W.	Sherwin Williams Co (SHW)	$1,000 or less	Dividend	$15,000 or less	Cash/Market
3-X.	Stryker Corp (SYK)	$1,000 or less	Dividend	$15,000 or less	Cash/Market
3-Y.	Thermo Fisher Scntfc (TMO)	$1,000 or less	Dividend,Gain	$15,001 - $50,000	Cash/Market

Transactions	Transaction Type	Transaction Date	Transaction Value
(1).	Buy (add'l)	Apr 15, 2025	$15,000 or less
(2).	Buy (add'l)	May 30, 2025	$15,000 or less
(3).	Sold (part)	Oct 7, 2025	$15,000 or less
(4).	Sold (part)	Nov 20, 2025	$15,000 or less

3-Z.	Visa Inc Class A (V)	$1,000 or less	Dividend,Gain	$15,000 or less	Cash/Market

Transactions	Transaction Type	Transaction Date	Transaction Value
(1).	Sold (part)	Feb 5, 2025	$15,000 or less

3-AA.	Walmart Inc (WMT)	$1,001 - $2,500	Dividend,Gain	$15,001 - $50,000	Cash/Market

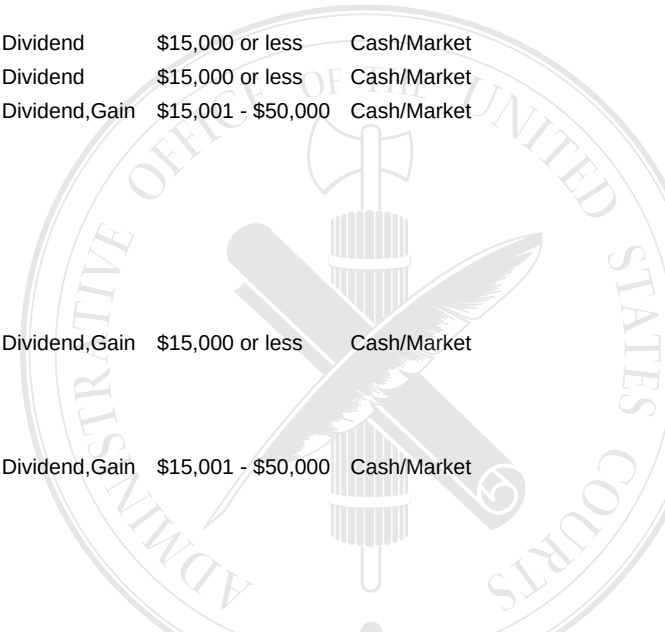

	DESCRIPTION	INCOME AMOUNT	INCOME TYPE	GROSS VALUE	VALUE METHOD
	Transactions **Transaction Type** **Transaction Date** **Transaction Value**				
	(1). Sold (part) Apr 15, 2025 $15,000 or less				
4.	**(H) Account #3**				
4-A.	Schwab Bank Sweep Acct (cash)	$1,000 or less	Interest	$15,001 - $50,000	Cash/Market
4-B.	Schwab US Treasury Money Fund (SNSXX) (cash eq.)	$1,001 - $2,500	Dividend	$15,001 - $50,000	Cash/Market
4-C.	US Treasury Notes	$1,001 - $2,500	Interest	$15,001 - $50,000	Cash/Market
4-D.	Alexandria MN Isd20 5% Go Utx Bond	$1,000 or less	Interest		
	Additional Explanation: Redeemed.				
4-E.	Wright Cnty MN 4% Go Utx Bond	$1,000 or less	Interest		
	Additional Explanation: Redeemed.				
4-F.	Moorhead MN Indp 3% Go Utx	$1,001 - $2,500	Interest	$15,001 - $50,000	Cash/Market
4-G.	St Michael MN 5& Due 2/1/26 Bond	$1,000 or less	Interest	$15,000 or less	Cash/Market
4-H.	Belle Plaine Minn 4% UTX Bond	$1,001 - $2,500	Interest	$15,001 - $50,000	Cash/Market
4-I.	Cottage Grove MN 4.0% GO UTX Bond	$1,000 or less	Interest	$15,000 or less	Cash/Market
4-J.	Bloomington Minn In 2% Bond	$1,000 or less	Interest	$15,001 - $50,000	Cash/Market
4-K.	Breezy Point Minn 5.0% Bond	$1,000 or less	Interest	$15,000 or less	Cash/Market
4-L.	Duluth Minn 5% DB UTX Bond	$1,001 - $2,500	Interest	$15,000 or less	Cash/Market
4-M.	Rockford MN Isd 2% Go Utx Bond	$1,000 or less	Interest	$15,001 - $50,000	Cash/Market
4-N.	Maplewood MN 3% Go Utx Bond	$1,000 or less	Interest	$15,001 - $50,000	Cash/Market
4-O.	Orono MN Isd #278 3% Go Utx Bond	$1,000 or less	Interest	$15,001 - $50,000	Cash/Market
4-P.	Circle Pines Minn 5% DB UTX		None	$15,000 or less	Cash/Market
	Transactions **Transaction Type** **Transaction Date** **Transaction Value**				
	(1). Buy Oct 16, 2025 $15,000 or less				
4-Q.	Hibbing Minn 5.0% Bond	$1,000 or less	Interest	$15,000 or less	Cash/Market
4-R.	Farmington MN 5% Bond	$1,000 or less	Interest	$15,001 - $50,000	Cash/Market
4-S.	Swanville Minnesota 5% Go Utx Bond	$1,001 - $2,500	Interest	$15,001 - $50,000	Cash/Market
4-T.	Clay County MN 5% GO UTX Bond	$1,000 or less	Interest	$15,000 or less	Cash/Market
4-U.	St Paul Minn Indpt 5% Go Utx Bond	$1,001 - $2,500	Interest	$15,001 - $50,000	Cash/Market
4-V.	Cook Cnty MN 4% Bond	$1,000 or less	Interest	$15,000 or less	Cash/Market
4-W.	Dilworth MN 5% Bond	$1,000 or less	Interest	$15,001 - $50,000	Cash/Market
4-X.	Woodbury Minn 5.0% Bond	$1,000 or less	Interest	$15,000 or less	Cash/Market
4-Y.	Hubbard Cnty Minn 5.0% Bond		None	$15,001 - $50,000	Cash/Market
	Transactions **Transaction Type** **Transaction Date** **Transaction Value**				
	(1). Buy Mar 20, 2025 $15,001 - $50,000				
4-Z.	Accenture PLC Class A (ACN)	$1,000 or less	Dividend	$50,001 - $100,000	Cash/Market
	Transactions **Transaction Type** **Transaction Date** **Transaction Value**				
	(1). Buy (add'l) Apr 15, 2025 $15,000 or less				
	(2). Buy (add'l) Jul 1, 2025 $15,000 or less				
4-AA.	Alphabet Inc Class A (GOOGL)	$15,001 - $50,000	Dividend,Gain	$50,001 - $100,000	Cash/Market
	Transactions **Transaction Type** **Transaction Date** **Transaction Value**				
	(1). Sold (part) Feb 5, 2025 $15,000 or less				
	(2). Sold (part) Sep 8, 2025 $15,000 or less				
	(3). Sold (part) Oct 29, 2025 $15,000 or less				
	(4). Sold (part) Nov 20, 2025 $15,000 or less				
	(5). Sold (part) Nov 26, 2025 $15,000 or less				
4-AB.	Amphenol Corp (APH)	$15,001 - $50,000	Dividend,Gain	$50,001 - $100,000	Cash/Market

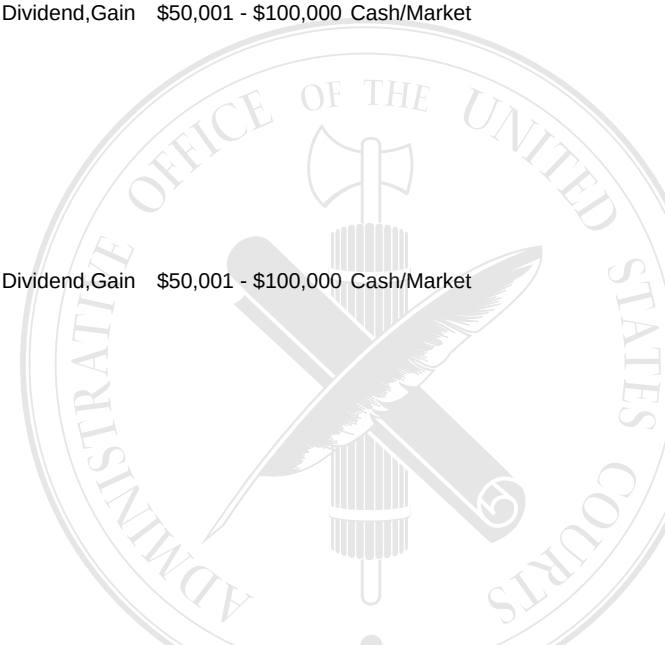

	DESCRIPTION	INCOME AMOUNT	INCOME TYPE	GROSS VALUE	VALUE METHOD

Transactions	Transaction Type	Transaction Date	Transaction Value
(1).	Sold (part)	May 15, 2025	$15,000 or less
(2).	Sold (part)	May 21, 2025	$15,000 or less
(3).	Sold (part)	Jul 1, 2025	$15,000 or less
(4).	Sold (part)	Aug 7, 2025	$15,000 or less
(5).	Sold (part)	Oct 7, 2025	$15,000 or less
(6).	Sold (part)	Oct 29, 2025	$15,000 or less
(7).	Sold (part)	Nov 20, 2025	$15,000 or less
(8).	Sold (part)	Nov 26, 2025	$15,000 or less

4-AC.	Automatic Data Processing (ADP)	$5,001 - $15,000	Dividend,Gain	$50,001 - $100,000	Cash/Market

Transactions	Transaction Type	Transaction Date	Transaction Value
(1).	Sold (part)	Jun 17, 2025	$15,000 or less
(2).	Buy (add'l)	Nov 20, 2025	$15,000 or less
(3).	Buy (add'l)	Nov 26, 2025	$15,000 or less

4-AD.	Boston Scientific Corp (BSX)		None	$15,001 - $50,000	Cash/Market

Transactions	Transaction Type	Transaction Date	Transaction Value
(1).	Buy	Nov 25, 2025	$50,001 - $100,000

4-AE.	Check Point Software (CHKP)	$1,001 - $2,500	Gain	$50,001 - $100,000	Cash/Market

Transactions	Transaction Type	Transaction Date	Transaction Value
(1).	Sold (part)	Mar 17, 2025	$15,000 or less

4-AF.	Church & Dwight Co (CHD)	$1,000 or less	Dividend	$50,001 - $100,000	Cash/Market

Transactions	Transaction Type	Transaction Date	Transaction Value
(1).	Buy (add'l)	Oct 7, 2025	$15,000 or less

4-AG.	Danaher Corp (DHR)	$1,000 or less	Dividend	$50,001 - $100,000	Cash/Market

Transactions	Transaction Type	Transaction Date	Transaction Value
(1).	Buy (add'l)	Feb 5, 2025	$15,000 or less
(2).	Buy (add'l)	Apr 15, 2025	$15,000 or less

4-AH.	Expeditors Intl Wash (EXPD)	$1,000 or less	Dividend	$50,001 - $100,000	Cash/Market
4-AI.	Fastenal Co (FAST)	$2,501 - $5,000	Dividend,Gain	$50,001 - $100,000	Cash/Market

Transactions	Transaction Type	Transaction Date	Transaction Value
(1).	Sold (part)	Apr 21, 2025	$15,000 or less

4-AJ.	Fedex Corporation (FDX)	$5,001 - $15,000	Dividend,Gain		

Transactions	Transaction Type	Transaction Date	Transaction Value
(1).	Buy (add'l)	Apr 15, 2025	$15,000 or less
(2).	Buy (add'l)	Apr 21, 2025	$15,000 or less
(3).	Sold	Jul 17, 2025	$50,001 - $100,000

4-AK.	Fiserv Inc (FISV)	$5,001 - $15,000	Dividend,Gain		

Transactions	Transaction Type	Transaction Date	Transaction Value
(1).	Sold (part)	Feb 21, 2025	$15,000 or less
(2).	Buy (add'l)	May 21, 2025	$15,000 or less
(3).	Buy (add'l)	Aug 7, 2025	$15,000 or less
(4).	Sold	Nov 24, 2025	$15,001 - $50,000

4-AL.	Illinois Tool Works (ITW)	$1,001 - $2,500	Dividend	$15,001 - $50,000	Cash/Market
4-AM.	Intercontinental Exchange (ICE)	$1,000 or less	Dividend	$50,001 - $100,000	Cash/Market
4-AN.	Johnson & Johnson (JNJ)	$2,501 - $5,000	Dividend,Gain	$50,001 - $100,000	Cash/Market

Transactions	Transaction Type	Transaction Date	Transaction Value
(1).	Sold (part)	Nov 20, 2025	$15,000 or less

4-AO.	Linde plc (LIN)	$1,000 or less	Dividend	$15,001 - $50,000	Cash/Market
4-AP.	Merck & Co. Inc (MRK)	$1,001 - $2,500	Dividend	$50,001 - $100,000	Cash/Market

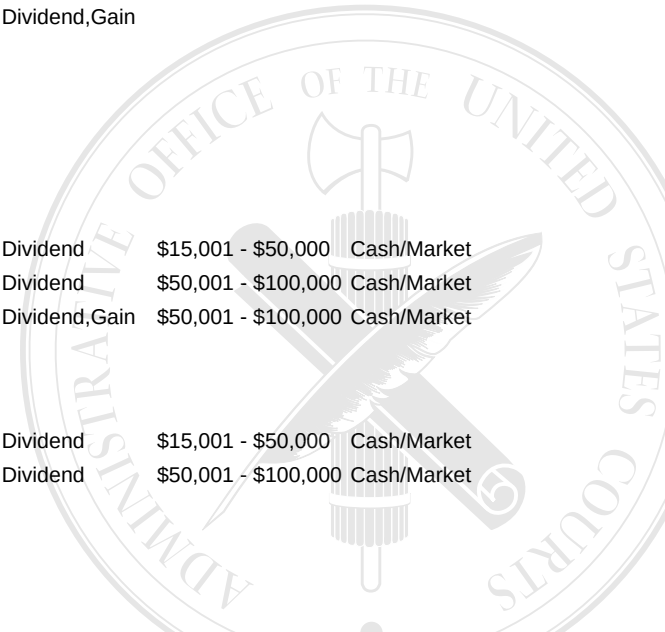

DESCRIPTION	INCOME AMOUNT	INCOME TYPE	GROSS VALUE	VALUE METHOD

Transactions	Transaction Type	Transaction Date	Transaction Value
(1).	Buy (add'l)	Feb 21, 2025	$15,000 or less
(2).	Buy (add'l)	Apr 21, 2025	$15,000 or less
(3).	Buy (add'l)	May 15, 2025	$15,000 or less

4-AQ. Microsoft Corp (MSFT)	$1,000 or less	Dividend,Gain	$50,001 - $100,000	Cash/Market

Transactions	Transaction Type	Transaction Date	Transaction Value
(1).	Sold (part)	Aug 7, 2025	$15,000 or less

4-AR. Motorola Solutions (MSI)	$1,000 or less	Dividend	$50,001 - $100,000	Cash/Market
4-AS. Nvidia Corp (NVDA)	$1,000 or less	Dividend	$50,001 - $100,000	Cash/Market

Transactions	Transaction Type	Transaction Date	Transaction Value
(1).	Buy	Jul 18, 2025	$50,001 - $100,000

4-AT. Qualcomm Inc (QCOM)	$1,001 - $2,500	Dividend	$50,001 - $100,000	Cash/Market

Transactions	Transaction Type	Transaction Date	Transaction Value
(1).	Buy (add'l)	Apr 15, 2025	$15,000 or less

4-AU. Roper Technologies (ROP)	$1,000 or less	Dividend	$50,001 - $100,000	Cash/Market

Transactions	Transaction Type	Transaction Date	Transaction Value
(1).	Buy (add'l)	Sep 8, 2025	$15,000 or less
(2).	Buy (add'l)	Oct 29, 2025	$15,000 or less

4-AV. Sherwin Williams Co (SHW)	$1,000 or less	Dividend	$50,001 - $100,000	Cash/Market
4-AW. Stryker Corp (SYK)	$2,501 - $5,000	Dividend,Gain	$50,001 - $100,000	Cash/Market

Transactions	Transaction Type	Transaction Date	Transaction Value
(1).	Sold (part)	Mar 6, 2025	$15,000 or less

4-AX. Thermo Fisher Scientific (TMO)	$1,000 or less	Dividend,Gain	$50,001 - $100,000	Cash/Market

Transactions	Transaction Type	Transaction Date	Transaction Value
(1).	Buy (add'l)	Apr 15, 2025	$15,000 or less
(2).	Buy (add'l)	Jul 1, 2025	$15,000 or less
(3).	Sold (part)	Oct 7, 2025	$15,000 or less
(4).	Sold (part)	Nov 20, 2025	$15,000 or less

4-AY. Visa Inc Class A (V)	$2,501 - $5,000	Dividend,Gain	$50,001 - $100,000	Cash/Market

Transactions	Transaction Type	Transaction Date	Transaction Value
(1).	Sold (part)	Feb 25, 2025	$15,000 or less
(2).	Sold (part)	May 21, 2025	$15,000 or less

4-AZ. Walmart Inc (WMT)	$2,501 - $5,000	Dividend,Gain	$50,001 - $100,000	Cash/Market

Transactions	Transaction Type	Transaction Date	Transaction Value
(1).	Sold (part)	Apr 15, 2025	$15,000 or less

VIII. Additional Information or Explanations

I do not have any Additional Information to report
No entries in this section