Final, 2026

Financial Disclosure Report (AO Form 10)

Filer's Information
Fenner, Gary A.
U.S. District Court - Missouri Western
Senior District Judge **Separation Date**: Not on record

I certify that all information given above (including information pertaining to my spouse and minor or dependent children, if any) is accurate, true, and complete to the best of my knowledge and belief, and that any information not reported was withheld because it met applicable statutory provisions permitting non-disclosure.

I further certify that earned income from outside employment and honoraria and the acceptance of gifts which have been reported are in compliance with the provisions of 5 U.S.C. Â§ 13141 et. seq., 5 U.S.C. Â§ 7353, and Judicial Conference regulations.

I certify that if this report is submitted prior to the end of the reporting period, it is submitted no more than 15 days prior to the end of the reporting period, and if any information in the report changes between the date I submit the report and the end of the reporting period I will update my report.

/s/ Fenner, Gary A. [electronically signed on May 27, 2026 1:22pm by Fenner, Gary A. in JEFS]

I. Positions

I do not have any Positions to report
No entries in this section

II. Agreements

	EMPLOYER OR PARTY NAME	TERMS	AGREEMENT START MONTH	AGREEMENT START YEAR
1.	State of Missouri	retirement income	January	2025

III A. Filer Non-Investment Income

	SOURCE	INCOME TYPE	INCOME AMOUNT	HONORARIUM DATE
1.	State of Missouri	Fixed Retirement / Pension Benefits	$94,747.56	

III B. Spouse Non-Investment Income

	SOURCE	DESCRIPTION	HONORARIUM	HONORARIUM AMOUNT	HONORARIUM DATE
1.	State of Missouri	retirement income		$0.00	

IV. Reimbursements

I do not have any Reimbursements to report
No entries in this section

V. Gifts

I do not have any Gifts to report
No entries in this section

VI. Liabilities

I do not have any Liabilities to report
No entries in this section

VII. Investments and Trusts

	DESCRIPTION	INCOME AMOUNT	INCOME TYPE	GROSS VALUE	VALUE METHOD
1.	**ACN, Accenture plc**	$1,000 or less	Dividend	$15,001 - $50,000	Cash/Market
2.	**AMD, ADVANCED MICRO DEVICES INC**		None	$15,001 - $50,000	Cash/Market
3.	**AMTM, Amentum Holdings, Inc.**		None	$15,001 - $50,000	Cash/Market
4.	**AMZN, AMAZON COM INC**		None	$500,001 - $1,000,000	Cash/Market

Transactions	Transaction Type	Transaction Date	Transaction Value
(1).	Buy (add'l)	Jan 21, 2026	$1,000 - $15,000

5.	**APA, APA Corp**	$1,000 or less	Dividend,Gain	$15,001 - $50,000	Cash/Market

Transactions	Transaction Type	Transaction Date	Transaction Value
(1).	Sold (part)	Apr 6, 2026	$15,000 or less

6.	**ASML, ASML HOLDING NV**	$1,000 or less	Dividend	$15,001 - $50,000	Cash/Market
7.	**ASND, Ascendis Pharma A/S**		None	$15,000 or less	Cash/Market

Transactions	Transaction Type	Transaction Date	Transaction Value
(1).	Buy (add'l)	Mar 27, 2026	$1,000 - $15,000

8.	**AVGO, Broadcom Inc.**	$15,001 - $50,000	Dividend,Gain	$100,001 - $250,000	Cash/Market

Transactions	Transaction Type	Transaction Date	Transaction Value
(1).	Sold (part)	Mar 27, 2026	$15,001 - $50,000
(2).	Sold (part)	Apr 16, 2026	$1,000 - $15,000

9.	**BK, Bank of New York Mellon Corp**	$5,001 - $15,000	Dividend,Gain	$50,001 - $100,000	Cash/Market

Transactions	Transaction Type	Transaction Date	Transaction Value
(1).	Sold (part)	Apr 16, 2026	$15,001 - $50,000

10.	**BRK-B, BERKSHIRE HATHAWAY INC**		None	$50,001 - $100,000	Cash/Market
11.	**BSX, BOSTON SCIENTIFIC CORP**		None	$15,000 or less	Cash/Market

Transactions	Transaction Type	Transaction Date	Transaction Value
(1).	Buy	Apr 6, 2026	$1,000 - $15,000

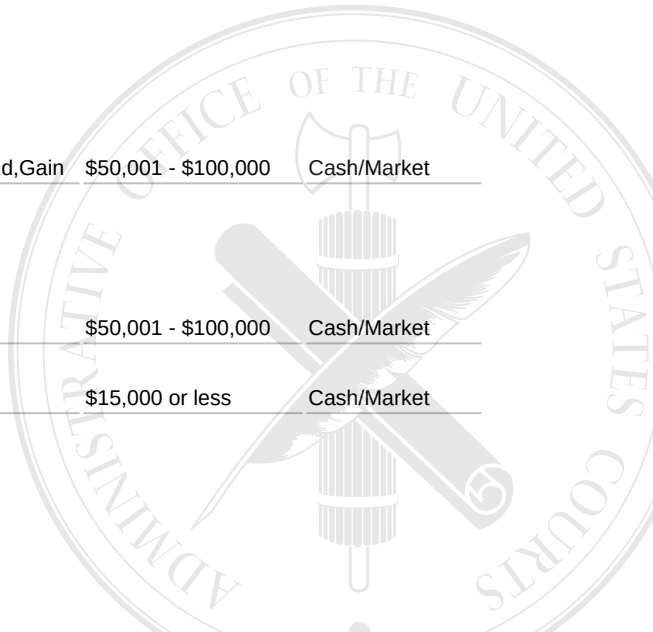

	DESCRIPTION	INCOME AMOUNT	INCOME TYPE	GROSS VALUE	VALUE METHOD
12.	**BTI, British American Tobacco p.l.c.**	$1,000 or less	Dividend	$15,001 - $50,000	Cash/Market
13.	**CAVA, CAVA GROUP, INC.**	$1,001 - $2,500	Gain	$15,001 - $50,000	Cash/Market

Transactions	Transaction Type	Transaction Date	Transaction Value
(1).	Sold (part)	Mar 25, 2026	$1,000 - $15,000
(2).	Buy (add'l)	Mar 27, 2026	$15,001 - $50,000

14.	**CCI, CROWN CASTLE INC.**	$1,000 or less	Dividend	$15,001 - $50,000	Cash/Market
15.	**C, CITIGROUP INC**	$1,000 or less	Dividend	$15,001 - $50,000	Cash/Market
16.	**CHWY, Chewy, Inc.**		None	$15,001 - $50,000	Cash/Market

Transactions	Transaction Type	Transaction Date	Transaction Value
(1).	Buy (add'l)	Feb 4, 2026	$1,000 - $15,000
(2).	Buy (add'l)	Feb 25, 2026	$1,000 - $15,000

17.	**CI, Cigna Group**	$1,000 or less	Dividend	$15,001 - $50,000	Cash/Market

Transactions	Transaction Type	Transaction Date	Transaction Value
(1).	Buy (add'l)	Mar 10, 2026	$1,000 - $15,000

18.	**CLF, CLEVELAND-CLIFFS INC.**		None	$15,001 - $50,000	Cash/Market

Transactions	Transaction Type	Transaction Date	Transaction Value
(1).	Buy	Feb 18, 2026	$1,000 - $15,000
(2).	Buy (add'l)	Feb 25, 2026	$15,000 or less
(3).	Buy (add'l)	Mar 26, 2026	$1,000 - $15,000
(4).	Buy (add'l)	Mar 27, 2026	$15,001 - $50,000

19.	**CP, CANADIAN PACIFIC KANSAS CITY LTD/CN**	$1,000 or less	Dividend	$15,001 - $50,000	Cash/Market
20.	**CPT, CAMDEN PROPERTY TRUST**	$1,000 or less	Dividend	$15,000 or less	Cash/Market
21.	**CRH, CRH PUBLIC LTD CO**	$1,000 or less	Dividend	$15,000 or less	Cash/Market

Transactions	Transaction Type	Transaction Date	Transaction Value
(1).	Buy (add'l)	Feb 18, 2026	$15,000 or less
(2).	Buy (add'l)	Mar 27, 2026	$1,000 - $15,000

22.	**CRM, Salesforce, Inc.**	$1,000 or less	Dividend	$15,001 - $50,000	Cash/Market
23.	**CSCO, CISCO SYSTEMS, INC.**	$1,000 or less	Dividend	$50,001 - $100,000	Cash/Market
24.	**CURLF, Curaleaf Holdings, Inc.**		None	$15,000 or less	Cash/Market
25.	**CUZ, COUSINS PROPERTIES INC**	$1,000 or less	Dividend	$15,001 - $50,000	Cash/Market

Transactions	Transaction Type	Transaction Date	Transaction Value
(1).	Buy (add'l)	Feb 11, 2026	$15,000 or less
(2).	Buy (add'l)	Mar 27, 2026	$15,001 - $50,000

26.	**CVX, CHEVRON CORP**	$5,001 - $15,000	Dividend,Gain	$50,001 - $100,000	Cash/Market

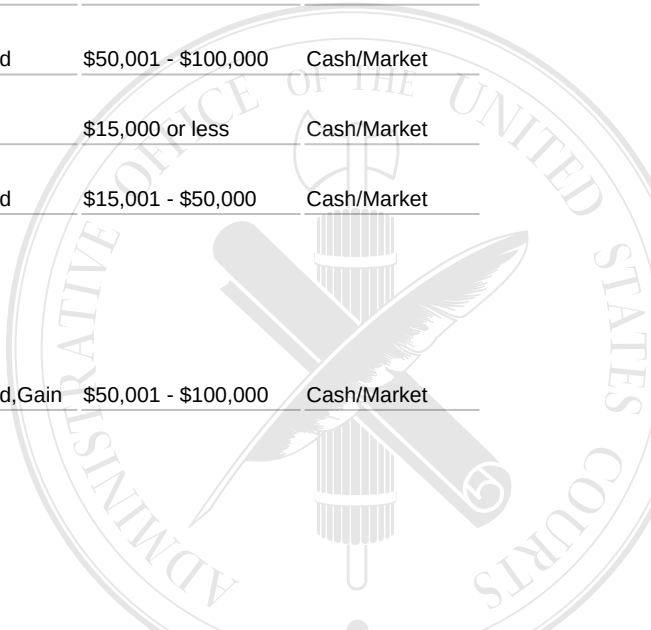

	DESCRIPTION	INCOME AMOUNT	INCOME TYPE	GROSS VALUE	VALUE METHOD

Transactions	Transaction Type	Transaction Date	Transaction Value
(1).	Sold (part)	Feb 11, 2026	$1,000 - $15,000
(2).	Sold (part)	Mar 10, 2026	$1,000 - $15,000
(3).	Sold (part)	Apr 6, 2026	$1,000 - $15,000

27.	**DG, DOLLAR GENERAL CORP**	$1,000 or less	Dividend	$15,001 - $50,000	Cash/Market
28.	**DIS, Walt Disney Co**	$1,000 or less	Dividend	$15,001 - $50,000	Cash/Market
29.	**DVN, DEVON ENERGY CORP/DE**	$1,000 or less	Dividend	$15,001 - $50,000	Cash/Market

Transactions	Transaction Type	Transaction Date	Transaction Value
(1).	Buy	Feb 11, 2026	$1,000 - $15,000
(2).	Buy (add'l)	Mar 27, 2026	$1,000 - $15,000

30.	**ELAN, Elanco Animal Health Inc**		None	$15,001 - $50,000	Cash/Market
31.	**EMR, EMERSON ELECTRIC CO**	$1,000 or less	Dividend	$15,001 - $50,000	Cash/Market
32.	**ETN, Eaton Corp plc**	$1,000 or less	Dividend	$15,001 - $50,000	Cash/Market
33.	**FDX, FEDEX CORP**	$5,001 - $15,000	Dividend,Gain	$15,001 - $50,000	Cash/Market

Transactions	Transaction Type	Transaction Date	Transaction Value
(1).	Sold (part)	Feb 25, 2026	$1,000 - $15,000
(2).	Sold (part)	Mar 10, 2026	$1,000 - $15,000

34.	**FHI, FEDERATED HERMES, INC.**	$1,000 or less	Dividend	$15,001 - $50,000	Cash/Market
35.	**FLR, FLUOR CORP**		None	$15,001 - $50,000	Cash/Market
36.	**GOOG, Alphabet Inc.**	$1,000 or less	Dividend	$100,001 - $250,000	Cash/Market
37.	**GPC, GENUINE PARTS CO**		None	$15,000 or less	Cash/Market

Transactions	Transaction Type	Transaction Date	Transaction Value
(1).	Buy	Mar 10, 2026	$1,000 - $15,000
(2).	Buy (add'l)	Mar 27, 2026	$15,000 or less

38.	**HOMB, HOME BANCSHARES INC**		None	$15,001 - $50,000	Cash/Market

Transactions	Transaction Type	Transaction Date	Transaction Value
(1).	Buy	Feb 25, 2026	$1,000 - $15,000
(2).	Buy (add'l)	Mar 10, 2026	$1,000 - $15,000
(3).	Buy (add'l)	Mar 27, 2026	$1,000 - $15,000

39.	**INVH, Invitation Homes Inc.**	$1,000 or less	Dividend	$15,001 - $50,000	Cash/Market

Transactions	Transaction Type	Transaction Date	Transaction Value
(1).	Buy	Jan 21, 2026	$15,000 or less
(2).	Buy (add'l)	Feb 25, 2026	$1,000 - $15,000
(3).	Buy (add'l)	Mar 27, 2026	$15,001 - $50,000

40.	**J, JACOBS SOLUTIONS INC.**	$1,000 or less	Dividend	$15,001 - $50,000	Cash/Market
41.	**JNJ, JOHNSON & JOHNSON**	$1,000 or less	Dividend	$15,001 - $50,000	Cash/Market



	DESCRIPTION	INCOME AMOUNT	INCOME TYPE	GROSS VALUE	VALUE METHOD
42.	**JPM, JPMORGAN CHASE & CO**	$1,001 - $2,500	Dividend	$100,001 - $250,000	Cash/Market
43.	**KLAC, KLA CORP**	$1,000 or less	Dividend	$100,001 - $250,000	Cash/Market
44.	**LIN, LINDE PLC**	$1,000 or less	Dividend	$15,001 - $50,000	Cash/Market
45.	**LUV, SOUTHWEST AIRLINES CO**	$1,000 or less	Dividend	$15,001 - $50,000	Cash/Market
46.	**MDLZ, Mondelez International, Inc.**	$1,000 or less	Dividend	$15,001 - $50,000	Cash/Market

Transactions	Transaction Type	Transaction Date	Transaction Value
(1).	Buy	Mar 27, 2026	$15,001 - $50,000

47.	**MDT, Medtronic plc**	$1,000 or less	Dividend	$15,001 - $50,000	Cash/Market
48.	**MDY, SPDR S&P MIDCAP 400 ETF TRUST**	$1,000 or less	Dividend	$50,001 - $100,000	Cash/Market
49.	**META, Meta Platforms, Inc.**	$1,000 or less	Dividend	$15,001 - $50,000	Cash/Market
50.	**MRK, Merck & Co., Inc.**	$1,000 or less	Dividend	$15,001 - $50,000	Cash/Market
51.	**MRVL, Marvell Technology, Inc.**	$1,000 or less	Dividend	$15,001 - $50,000	Cash/Market
52.	**MSFT, MICROSOFT CORP**	$1,000 or less	Dividend	$50,001 - $100,000	Cash/Market
53.	**MU, MICRON TECHNOLOGY INC**	$1,000 or less	Dividend	$15,001 - $50,000	Cash/Market

Transactions	Transaction Type	Transaction Date	Transaction Value
(1).	Buy	Mar 26, 2026	$1,000 - $15,000
(2).	Buy (add'l)	Mar 27, 2026	$1,000 - $15,000

54.	**NEE, NEXTERA ENERGY INC**	$1,000 or less	Dividend	$50,001 - $100,000	Cash/Market
55.	**NEM, NEWMONT Corp /DE/**	$1,000 or less	Dividend	$15,001 - $50,000	Cash/Market
56.	**NKE, NIKE, Inc.**		None	$15,000 or less	Cash/Market

Transactions	Transaction Type	Transaction Date	Transaction Value
(1).	Buy	Mar 27, 2026	$1,000 - $15,000

57.	**NU, Nu Holdings Ltd.**		None	$15,001 - $50,000	Cash/Market
58.	**NVS, NOVARTIS AG**	$5,001 - $15,000	Dividend,Gain	$15,001 - $50,000	Cash/Market

Transactions	Transaction Type	Transaction Date	Transaction Value
(1).	Sold (part)	Feb 11, 2026	$1,000 - $15,000
(2).	Sold (part)	Feb 18, 2026	$1,000 - $15,000

59.	**O, REALTY INCOME CORP**	$2,501 - $5,000	Dividend,Gain		

Transactions	Transaction Type	Transaction Date	Transaction Value
(1).	Sold (part)	Feb 18, 2026	$15,000 or less
(2).	Sold (part)	Feb 25, 2026	$15,000 or less
(3).	Sold (part)	Mar 10, 2026	$15,000 or less
(4).	Sold	Mar 27, 2026	$15,001 - $50,000



	DESCRIPTION	INCOME AMOUNT	INCOME TYPE	GROSS VALUE	VALUE METHOD
60.	**PB, PROSPERITY BANCSHARES INC**	$1,000 or less	Dividend	$15,001 - $50,000	Cash/Market
61.	**PBR, PETROBRAS - PETROLEO BRASILEIRO SA**	$1,000 or less	Dividend	$15,001 - $50,000	Cash/Market
62.	**PG, PROCTER & GAMBLE Co**	$1,000 or less	Dividend	$15,001 - $50,000	Cash/Market
63.	**PLD, Prologis, Inc.**	$1,000 or less	Dividend	$15,001 - $50,000	Cash/Market
64.	**PM, Philip Morris International Inc.**	$1,000 or less	Dividend	$15,001 - $50,000	Cash/Market
65.	**PRU, PRUDENTIAL FINANCIAL INC**	$1,000 or less	Dividend	$15,001 - $50,000	Cash/Market

Transactions	Transaction Type	Transaction Date	Transaction Value
(1).	Buy (add'l)	Mar 10, 2026	$1,000 - $15,000

66.	**PYPL, PayPal Holdings, Inc.**	$1,000 or less	Dividend		

Transactions	Transaction Type	Transaction Date	Transaction Value
(1).	Sold (part)	Mar 27, 2026	$15,000 or less
(2).	Sold	Apr 6, 2026	$15,000 or less

67.	**RTX, RTX Corp**	$1,000 or less	Dividend	$50,001 - $100,000	Cash/Market
68.	**RY, ROYAL BANK OF CANADA**	$1,000 or less	Dividend	$50,001 - $100,000	Cash/Market
69.	**SAIA, SAIA INC**		None	$15,001 - $50,000	Cash/Market
70.	**SCHW, SCHWAB CHARLES CORP**	$1,000 or less	Dividend,Gain	$15,001 - $50,000	Cash/Market
71.	**SHAK, Shake Shack Inc.**		None	$15,000 or less	Cash/Market

Transactions	Transaction Type	Transaction Date	Transaction Value
(1).	Buy	Mar 27, 2026	$1,000 - $15,000

72.	**SHEL, Shell plc**	$5,001 - $15,000	Dividend,Gain	$50,001 - $100,000	Cash/Market

Transactions	Transaction Type	Transaction Date	Transaction Value
(1).	Sold (part)	Feb 11, 2026	$1,000 - $15,000

73.	**SO, SOUTHERN CO**	$1,000 or less	Dividend	$15,001 - $50,000	Cash/Market

Transactions	Transaction Type	Transaction Date	Transaction Value
(1).	Buy (add'l)	Feb 4, 2026	$1,000 - $15,000
(2).	Buy (add'l)	Mar 27, 2026	$15,001 - $50,000

74.	**SSB, SouthState Bank Corp**	$1,000 or less	Dividend	$15,001 - $50,000	Cash/Market

Transactions	Transaction Type	Transaction Date	Transaction Value
(1).	Buy (add'l)	Mar 10, 2026	$1,000 - $15,000

75.	**TFC, TRUIST FINANCIAL CORP**	$1,000 or less	Dividend	$15,000 or less	Cash/Market
76.	**TGT, TARGET CORP**	$5,001 - $15,000	Dividend,Gain		

Transactions	Transaction Type	Transaction Date	Transaction Value
(1).	Sold	Mar 27, 2026	$15,001 - $50,000

77.	**TMO, THERMO FISHER SCIENTIFIC INC.**	$1,000 or less	Dividend	$15,001 - $50,000	Cash/Market

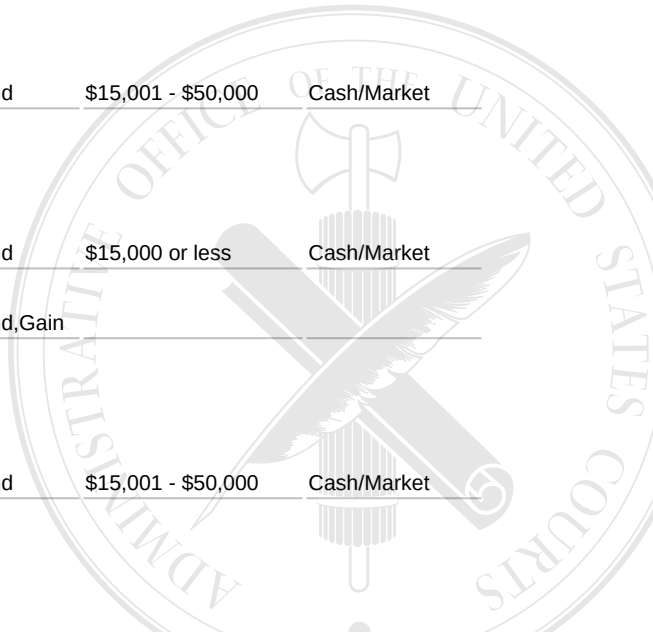

	DESCRIPTION	INCOME AMOUNT	INCOME TYPE	GROSS VALUE	VALUE METHOD
78.	**ULTA, Ulta Beauty, Inc.**	$1,001 - $2,500	Gain	$15,001 - $50,000	Cash/Market

Transactions	Transaction Type	Transaction Date	Transaction Value
(1).	Sold (part)	Feb 25, 2026	$15,000 or less

79.	**WBD, Warner Bros. Discovery, Inc.**		None	$15,001 - $50,000	Cash/Market
80.	**WMT, Walmart Inc.**	$1,000 or less	Dividend	$50,001 - $100,000	Cash/Market
81.	**XOM, EXXON MOBIL CORP**	$1,000 or less	Dividend,Gain	$50,001 - $100,000	Cash/Market

Transactions	Transaction Type	Transaction Date	Transaction Value
(1).	Sold (part)	Mar 26, 2026	$1,000 - $15,000

82.	**ZBH, ZIMMER BIOMET HOLDINGS, INC.**	$1,000 or less	Dividend	$15,001 - $50,000	Cash/Market

VIII. Additional Information or Explanations

I do not have any Additional Information to report
No entries in this section