Annual, 2025

Financial Disclosure Report (AO Form 10)

Filer's Information
Fischer, Nora Barry
U.S. District Court - Pennsylvania Western
Senior District Judge

I certify that all information given above (including information pertaining to my spouse and minor or dependent children, if any) is accurate, true, and complete to the best of my knowledge and belief, and that any information not reported was withheld because it met applicable statutory provisions permitting non-disclosure.

I further certify that earned income from outside employment and honoraria and the acceptance of gifts which have been reported are in compliance with the provisions of 5 U.S.C. Â§ 13141 et. seq., 5 U.S.C. Â§ 7353, and Judicial Conference regulations.

/s/ Fischer, Nora Barry [electronically signed on May 15, 2026 1:22pm by Fischer, Nora Barry in JEFS]

I. Positions

I do not have any Positions to report
No entries in this section

II. Agreements

I do not have any Agreements to report
No entries in this section

III A. Filer Non-Investment Income

I do not have any Filer Non-Investment Income to report
No entries in this section

III B. Spouse Non-Investment Income

	SOURCE	DESCRIPTION	HONORARIUM	HONORARIUM AMOUNT	HONORARIUM DATE
1.	Self Employed Medical Consulting	Self Employed Medical Consultant	No	$0.00	

IV. Reimbursements

	SOURCE OF REIMBURSEMENT	FROM DATE	TO DATE	LOCATION	PURPOSE	ITEMS PAID OR PROVIDED
1.	Academy of Trial Lawyers Retreat	Oct 8, 2025	Oct 9, 2025	Wharton Township, PA	Committee Meetings	Travel, Food, Lodging

V. Gifts

I do not have any Gifts to report
No entries in this section

VI. Liabilities

I do not have any Liabilities to report
No entries in this section

VII. Investments and Trusts

	DESCRIPTION	INCOME AMOUNT	INCOME TYPE	GROSS VALUE	VALUE METHOD
1.	**(H) Nationwide Life Insurance Whole Life Policy #1**				
1-A.	Nationwide Life Insurance Whole Life Policy #1		None	$100,001 - $250,000	Cash/Market
2.	**(H) Education Savings (529) Plan #15**				
2-A.	Capital World Growth and Income-529F2	$1,001 - $2,500	Dividend	$15,000 or less	Cash/Market
2-B.	EuroPacific Growth Fund-529F2	$1,001 - $2,500	Dividend	$15,000 or less	Cash/Market
2-C.	New Perspective Fund-529F2	$1,000 or less	Dividend	$15,000 or less	Cash/Market
2-D.	Fundamental Investors-529F2	$1,001 - $2,500	Dividend	$15,000 or less	Cash/Market
2-E.	SMALLCAP World Fund-529F2	$1,000 or less	Dividend	$15,000 or less	Cash/Market
3.	**(H) Qualified Plan #12**				
3-A.	PIMCO Short-Term Instl	$2,501 - $5,000	Dividend	$50,001 - $100,000	Cash/Market
3-B.	JPMorgan Flexible Debt ETF	$1,000 or less	Dividend	$100,001 - $250,000	Cash/Market

Transactions	Transaction Type	Transaction Date	Transaction Value
(1).	Spinoff (identify source in note)	Sep 26, 2025	$100,001 - $250,000
Additional Explanation: Result of Merger from JPMorgan Unconstrained Debt I			
(2).	Sold (part)	Dec 2, 2025	$15,000 or less

3-C.	Frost Total Return Bond Fund Instl	$5,001 - $15,000	Dividend	$100,001 - $250,000	Cash/Market

Transactions	Transaction Type	Transaction Date	Transaction Value
(1).	Sold (part)	Dec 3, 2025	$15,001 - $50,000

3-D.	PIMCO International Bond	$2,501 - $5,000	Dividend	$50,001 - $100,000	Cash/Market
3-E.	Osterweis Emerging Opportunity Fund	$5,001 - $15,000	Gain	$50,001 - $100,000	Cash/Market

Transactions	Transaction Type	Transaction Date	Transaction Value
(1).	Buy (add'l)	Jul 14, 2025	$15,001 - $50,000
(2).	Sold (part)	Dec 3, 2025	$15,000 or less

3-F.	GMO Benchmark-Free Allocation I	$2,501 - $5,000	Dividend,Gain	$50,001 - $100,000	Cash/Market

Transactions	Transaction Type	Transaction Date	Transaction Value
(1).	Buy (add'l)	Jul 14, 2025	$15,001 - $50,000
(2).	Sold (part)	Dec 3, 2025	$15,000 or less

3-G.	MFS Mid cap Value I	$5,001 - $15,000	Dividend,Gain	$50,001 - $100,000	Cash/Market

Transactions	Transaction Type	Transaction Date	Transaction Value
(1).	Buy (add'l)	Jul 14, 2025	$15,000 or less
(2).	Sold (part)	Dec 3, 2025	$15,000 or less

3-H.	Brandywine Global Opportunities BD I	$2,501 - $5,000	Dividend	$50,001 - $100,000	Cash/Market

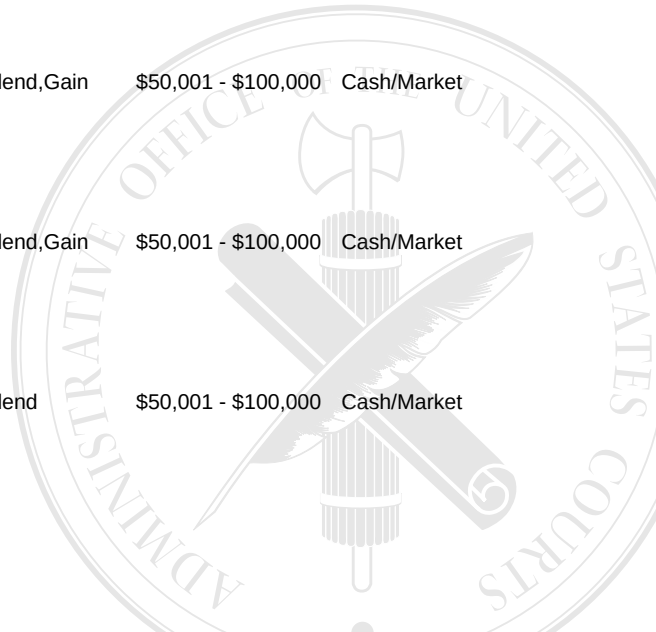

	DESCRIPTION	INCOME AMOUNT	INCOME TYPE	GROSS VALUE	VALUE METHOD

Transactions	Transaction Type	Transaction Date	Transaction Value
(1).	Sold (part)	May 20, 2025	$15,000 or less
(2).	Sold (part)	Dec 3, 2025	$15,000 or less

3-I. SIT US Government Securities — $5,001 - $15,000 — Dividend,Gain — $100,001 - $250,000 — Cash/Market

Transactions	Transaction Type	Transaction Date	Transaction Value
(1).	Sold (part)	Mar 12, 2025	$15,000 or less
(2).	Sold (part)	Apr 25, 2025	$15,001 - $50,000
(3).	Buy (add'l)	Jul 14, 2025	$15,000 or less
(4).	Sold (part)	Dec 3, 2025	$15,000 or less

3-J. JPMorgan Equity Income I — $15,001 - $50,000 — Dividend,Gain — $50,001 - $100,000 — Cash/Market

Transactions	Transaction Type	Transaction Date	Transaction Value
(1).	Sold (part)	Jul 14, 2025	$15,001 - $50,000

3-K. Baron Real Estate Inst — $2,501 - $5,000 — Dividend,Gain — $15,001 - $50,000 — Cash/Market

Transactions	Transaction Type	Transaction Date	Transaction Value
(1).	Sold (part)	Dec 3, 2025	$15,000 or less

3-L. JPMorgan Unconstrained Debt I — $2,501 - $5,000 — Dividend

Transactions	Transaction Type	Transaction Date	Transaction Value
(1).	Sold (part)	May 20, 2025	$15,001 - $50,000
(2).	Buy (add'l)	Jul 14, 2025	$15,000 or less
(3).	Exchange	Sep 26, 2025	$100,001 - $250,000

Additional Explanation: Result of Merger to JPMorgan Flexible Debt ETF

3-M. Sterling Capital Equity Income Instl — $15,001 - $50,000 — Dividend,Gain — $50,001 - $100,000 — Cash/Market

Transactions	Transaction Type	Transaction Date	Transaction Value
(1).	Sold (part)	Jul 14, 2025	$15,001 - $50,000
(2).	Sold (part)	Dec 3, 2025	$15,000 or less

3-N. Carillon Scout Mid Cap DMC MB — $5,001 - $15,000 — Dividend,Gain — $50,001 - $100,000 — Cash/Market

Transactions	Transaction Type	Transaction Date	Transaction Value
(1).	Buy (add'l)	Jul 14, 2025	$15,000 or less
(2).	Sold (part)	Dec 3, 2025	$15,000 or less

3-O. Diamond Hill Long-Short I — $5,001 - $15,000 — Dividend,Gain — $15,001 - $50,000 — Cash/Market

Transactions	Transaction Type	Transaction Date	Transaction Value
(1).	Sold (part)	Jul 14, 2025	$15,001 - $50,000
(2).	Sold (part)	Dec 3, 2025	$15,000 or less

3-P. Vanguard GNMA — $5,001 - $15,000 — Dividend — $100,001 - $250,000 — Cash/Market

Transactions	Transaction Type	Transaction Date	Transaction Value
(1).	Sold (part)	Dec 3, 2025	$15,001 - $50,000

3-Q. JPMorgan Large Cap Growth I — $15,001 - $50,000 — Dividend,Gain — $100,001 - $250,000 — Cash/Market

Transactions	Transaction Type	Transaction Date	Transaction Value
(1).	Sold (part)	Jan 21, 2025	$15,000 or less
(2).	Sold (part)	May 27, 2025	$15,000 or less
(3).	Sold (part)	Jul 14, 2025	$15,001 - $50,000
(4).	Sold (part)	Oct 27, 2025	$15,001 - $50,000
(5).	Sold (part)	Dec 3, 2025	$15,000 or less

3-R. Dean Small Cap Value No-Load — $2,501 - $5,000 — Dividend,Gain — $50,001 - $100,000 — Cash/Market

Transactions	Transaction Type	Transaction Date	Transaction Value
(1).	Buy (add'l)	Jul 14, 2025	$15,001 - $50,000
(2).	Sold (part)	Dec 3, 2025	$15,000 or less

3-S. Lord Abbett Short Duration Income Cl A — $2,501 - $5,000 — Dividend — $50,001 - $100,000 — Cash/Market

3-T. T. Rowe Price Mid-Cap Growth Fund I Class — $2,501 - $5,000 — Gain



	DESCRIPTION	INCOME AMOUNT	INCOME TYPE	GROSS VALUE	VALUE METHOD

Transactions	Transaction Type	Transaction Date	Transaction Value
(1).	Sold	Mar 20, 2025	$50,001 - $100,000

3-U.	Artisan Instl Value Fund Instl	$15,001 - $50,000	Dividend,Gain	$100,001 - $250,000	Cash/Market

Transactions	Transaction Type	Transaction Date	Transaction Value
(1).	Sold (part)	Jul 14, 2025	$15,001 - $50,000
(2).	Sold (part)	Dec 3, 2025	$15,000 or less

3-V.	Pear Tree Polaris FGN VA SM CAP INSTL	$5,001 - $15,000	Dividend,Gain	$50,001 - $100,000	Cash/Market

Transactions	Transaction Type	Transaction Date	Transaction Value
(1).	Sold (part)	Jul 14, 2025	$15,001 - $50,000
(2).	Sold (part)	Dec 3, 2025	$15,000 or less

3-W.	JPMorgan Hedged Equity Class I	$5,001 - $15,000	Dividend,Gain	$15,001 - $50,000	Cash/Market

Transactions	Transaction Type	Transaction Date	Transaction Value
(1).	Sold (part)	Jul 14, 2025	$15,001 - $50,000
(2).	Sold (part)	Dec 3, 2025	$15,000 or less

3-X.	MFS International New Disc Cl A	$5,001 - $15,000	Dividend,Gain	$50,001 - $100,000	Cash/Market

Transactions	Transaction Type	Transaction Date	Transaction Value
(1).	Sold (part)	Jul 14, 2025	$15,001 - $50,000
(2).	Sold (part)	Dec 3, 2025	$15,000 or less

3-Y.	Guggenheim Macro Opportunities Instl	$1,001 - $2,500	Dividend	$15,001 - $50,000	Cash/Market
3-Z.	Hodges Small Cap Inst	$5,001 - $15,000	Gain	$50,001 - $100,000	Cash/Market

Transactions	Transaction Type	Transaction Date	Transaction Value
(1).	Buy (add'l)	Jul 14, 2025	$15,001 - $50,000
(2).	Sold (part)	Dec 3, 2025	$15,000 or less

3-AA.	Thornburg Limited-Term Income Instl	$2,501 - $5,000	Dividend	$50,001 - $100,000	Cash/Market

Transactions	Transaction Type	Transaction Date	Transaction Value
(1).	Sold (part)	May 20, 2025	$15,000 or less
(2).	Buy (add'l)	Jul 14, 2025	$15,000 or less
(3).	Sold (part)	Dec 3, 2025	$15,000 or less

3-AB.	Columbia Contrarian Core Fund Cl R4	$15,001 - $50,000	Dividend,Gain	$100,001 - $250,000	Cash/Market

Transactions	Transaction Type	Transaction Date	Transaction Value
(1).	Sold (part)	Jul 14, 2025	$15,001 - $50,000
(2).	Sold (part)	Dec 3, 2025	$15,001 - $50,000

3-AC.	PIMCO Income Instl	$5,001 - $15,000	Dividend	$100,001 - $250,000	Cash/Market

Transactions	Transaction Type	Transaction Date	Transaction Value
(1).	Sold (part)	May 20, 2025	$15,001 - $50,000
(2).	Buy (add'l)	Jul 14, 2025	$15,000 or less
(3).	Sold (part)	Dec 3, 2025	$15,001 - $50,000

3-AD.	Janus Henderson Enterprise I	$5,001 - $15,000	Dividend,Gain	$50,001 - $100,000	Cash/Market

Transactions	Transaction Type	Transaction Date	Transaction Value
(1).	Buy	Mar 21, 2025	$50,001 - $100,000
(2).	Buy (add'l)	Jul 14, 2025	$15,000 or less
(3).	Sold (part)	Dec 3, 2025	$15,000 or less

3-AE.	Virtus Multi-Sector Short Term Bond Cl I	$5,001 - $15,000	Dividend	$100,001 - $250,000	Cash/Market

Transactions	Transaction Type	Transaction Date	Transaction Value
(1).	Sold (part)	Dec 3, 2025	$15,000 or less

3-AF.	GQG Partners Emerging Markets	$1,000 or less	Dividend	$15,001 - $50,000	Cash/Market



	DESCRIPTION	INCOME AMOUNT	INCOME TYPE	GROSS VALUE	VALUE METHOD
	Transactions **Transaction Type** **Transaction Date** **Transaction Value**				
	(1). Buy (add'l) Jul 14, 2025 $15,000 or less				
	(2). Sold (part) Dec 3, 2025 $15,000 or less				
3-AG.	Osterweis Strategic Income	$5,001 - $15,000	Dividend,Gain	$100,001 - $250,000	Cash/Market
	Transactions **Transaction Type** **Transaction Date** **Transaction Value**				
	(1). Sold (part) Dec 3, 2025 $15,000 or less				
3-AH.	Third Avenue Real Estate Value Instl	$2,501 - $5,000	Dividend,Gain	$15,001 - $50,000	Cash/Market
	Transactions **Transaction Type** **Transaction Date** **Transaction Value**				
	(1). Sold (part) Jul 14, 2025 $15,000 or less				
	(2). Sold (part) Dec 3, 2025 $15,000 or less				
3-AI.	Fidelity Govt MMKT Capital	$1,001 - $2,500	Dividend	$50,001 - $100,000	Cash/Market
3-AJ.	FPA New Income	$2,501 - $5,000	Dividend,Gain	$50,001 - $100,000	Cash/Market
	Transactions **Transaction Type** **Transaction Date** **Transaction Value**				
	(1). Sold (part) May 20, 2025 $15,000 or less				
	(2). Sold (part) Dec 3, 2025 $15,000 or less				
3-AK.	JOHCM International Select I	$2,501 - $5,000	Dividend,Gain	$100,001 - $250,000	Cash/Market
	Transactions **Transaction Type** **Transaction Date** **Transaction Value**				
	(1). Sold (part) Jul 14, 2025 $15,001 - $50,000				
	(2). Sold (part) Dec 3, 2025 $15,000 or less				
4.	**(H) Education Savings (529) Plan #16**				
4-A.	Fundamental Investors-529F2	$1,001 - $2,500	Dividend	$15,001 - $50,000	Cash/Market
4-B.	Capital World Growth and Income-529F2	$1,001 - $2,500	Dividend	$15,001 - $50,000	Cash/Market
4-C.	SMALLCAP World Fund-529F2	$1,000 or less	Dividend	$15,001 - $50,000	Cash/Market
4-D.	EuroPacific Growth Fund-529F2	$1,001 - $2,500	Dividend	$15,001 - $50,000	Cash/Market
4-E.	American Balanced Fund-529F2	$1,001 - $2,500	Dividend	$15,001 - $50,000	Cash/Market
5.	**(H) Education Savings (529) Plan #12**				
5-A.	SMALLCAP World Fund-529F2	$1,000 or less	Dividend	$15,001 - $50,000	Cash/Market
5-B.	Capital World Growth and Income-529F2	$1,001 - $2,500	Dividend	$15,001 - $50,000	Cash/Market
5-C.	American Balanced Fund-529F2	$1,001 - $2,500	Dividend	$15,001 - $50,000	Cash/Market
5-D.	EuroPacific Growth Fund-529F2	$2,501 - $5,000	Dividend	$15,001 - $50,000	Cash/Market
5-E.	Fundamental Investors-529F2	$1,001 - $2,500	Dividend	$15,001 - $50,000	Cash/Market
6.	**(H) Trust #2**				
6-A.	Fidelity Govt MMKT Capital Reserves	$2,501 - $5,000	Dividend,Interest	$15,000 or less	Cash/Market
7.	**(H) HSA #1**				
7-A.	PNC Cash Account	$1,000 or less	Interest	$15,001 - $50,000	Cash/Market
8.	**(H) Education Savings (529) Plan #18**				
8-A.	SMALLCAP World Fund-529F2	$1,000 or less	Dividend	$15,000 or less	Cash/Market
8-B.	New Perspective Fund-529F2	$1,000 or less	Dividend	$15,000 or less	Cash/Market
8-C.	Fundamental Investors-529F2	$1,000 or less	Dividend	$15,000 or less	Cash/Market
8-D.	Capital World Growth and Income-529F2	$1,000 or less	Dividend	$15,000 or less	Cash/Market
8-E.	EuroPacific Growth Fund-529F2	$1,000 or less	Dividend	$15,000 or less	Cash/Market
9.	**(H) Education Savings (529) Plan #13**				
9-A.	American Balanced Fund-529F2	$1,001 - $2,500	Dividend	$15,001 - $50,000	Cash/Market
9-B.	Fundamental Investors-529F2	$1,001 - $2,500	Dividend	$15,001 - $50,000	Cash/Market
9-C.	Capital World Growth and Income-529F2	$1,001 - $2,500	Dividend	$15,001 - $50,000	Cash/Market
9-D.	SMALLCAP World Fund-529F2	$1,000 or less	Dividend	$15,001 - $50,000	Cash/Market
9-E.	EuroPacific Growth Fund-529F2	$1,001 - $2,500	Dividend	$15,001 - $50,000	Cash/Market



	DESCRIPTION	INCOME AMOUNT	INCOME TYPE	GROSS VALUE	VALUE METHOD
10.	**(H) Qualified Plan #11**				
10-A.	JHancock Disciplined Value Global Long/Short (Formally Boston P)	$5,001 - $15,000	Dividend,Gain	$50,001 - $100,000	Cash/Market

Transactions	Transaction Type	Transaction Date	Transaction Value
(1).	Sold (part)	May 20, 2025	$15,000 or less
(2).	Sold (part)	Jul 14, 2025	$15,000 or less
(3).	Sold (part)	Dec 3, 2025	$15,000 or less

10-B.	Virtus Newfleet Multi-Sector Short Term	$5,001 - $15,000	Dividend	$100,001 - $250,000	Cash/Market

Transactions	Transaction Type	Transaction Date	Transaction Value
(1).	Sold (part)	May 20, 2025	$15,000 or less
(2).	Sold (part)	Dec 3, 2025	$15,000 or less

10-C.	AB Large Cap Growth Advisor Class	$15,001 - $50,000	Gain	$50,001 - $100,000	Cash/Market

Transactions	Transaction Type	Transaction Date	Transaction Value
(1).	Sold (part)	Jul 14, 2025	$15,000 or less
(2).	Sold (part)	Dec 3, 2025	$15,000 or less

10-D.	Eaton Vance Floating Rate Advantage Adv	$1,001 - $2,500	Dividend,Gain		

Transactions	Transaction Type	Transaction Date	Transaction Value
(1).	Sold	Jan 22, 2025	$50,001 - $100,000

10-E.	Parnassus Core Equity Institutional	$15,001 - $50,000	Dividend,Gain	$100,001 - $250,000	Cash/Market

Transactions	Transaction Type	Transaction Date	Transaction Value
(1).	Sold (part)	May 20, 2025	$15,000 or less
(2).	Sold (part)	Jul 14, 2025	$15,001 - $50,000
(3).	Sold (part)	Dec 3, 2025	$15,000 or less

10-F.	Manning & Napier Rainer Intl Discv	$2,501 - $5,000	Dividend,Gain	$50,001 - $100,000	Cash/Market

Transactions	Transaction Type	Transaction Date	Transaction Value
(1).	Sold (part)	Jul 14, 2025	$15,000 or less
(2).	Sold (part)	Dec 3, 2025	$15,000 or less

10-G.	Nomura Mid Cap Growth (Formally Delaware Ivy Mid Cap Growth)	$5,001 - $15,000	Gain	$50,001 - $100,000	Cash/Market

Transactions	Transaction Type	Transaction Date	Transaction Value
(1).	Sold (part)	May 20, 2025	$15,000 or less
(2).	Buy (add'l)	Jul 14, 2025	$15,000 or less
(3).	Sold (part)	Dec 3, 2025	$15,000 or less

10-H.	Fidelity Govt MMKT Capital	$1,001 - $2,500	Dividend	$100,001 - $250,000	Cash/Market
10-I.	Loomis Sayles Bond Retail Shares	$2,501 - $5,000	Dividend,Gain	$50,001 - $100,000	Cash/Market

Transactions	Transaction Type	Transaction Date	Transaction Value
(1).	Sold (part)	Dec 3, 2025	$15,000 or less

10-J.	Dodge & Cox Stock	$5,001 - $15,000	Dividend,Gain	$50,001 - $100,000	Cash/Market

Transactions	Transaction Type	Transaction Date	Transaction Value
(1).	Sold (part)	Jul 14, 2025	$15,000 or less

10-K.	Cromwell Centersquare Real Estate Inst	$1,000 or less	Dividend,Gain	$15,001 - $50,000	Cash/Market

Transactions	Transaction Type	Transaction Date	Transaction Value
(1).	Sold (part)	Dec 3, 2025	$15,000 or less

10-L.	Fidelity Advisor International Small Cap Fund Class Z	$2,501 - $5,000	Dividend,Gain	$50,001 - $100,000	Cash/Market

Transactions	Transaction Type	Transaction Date	Transaction Value
(1).	Sold (part)	May 20, 2025	$15,000 or less
(2).	Sold (part)	Dec 3, 2025	$15,000 or less

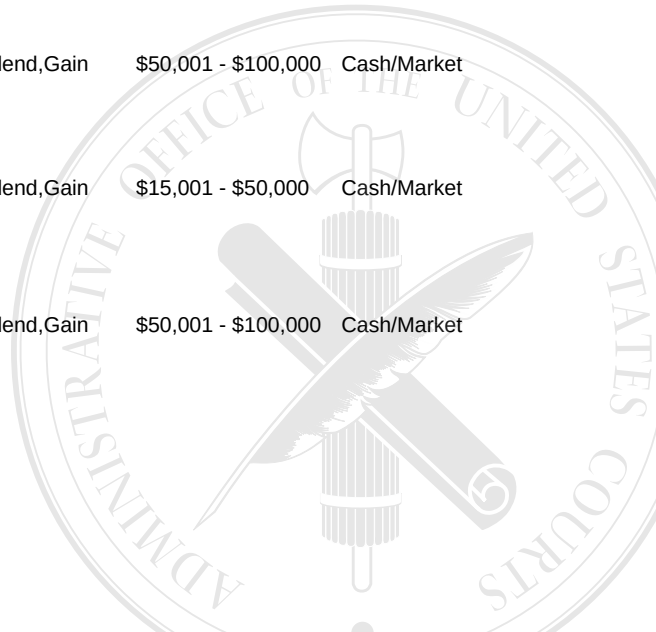

	DESCRIPTION	INCOME AMOUNT	INCOME TYPE	GROSS VALUE	VALUE METHOD
10-M.	Diamond Hill Core Bond I	$2,501 - $5,000	Dividend,Gain	$50,001 - $100,000	Cash/Market

Transactions	Transaction Type	Transaction Date	Transaction Value
(1).	Buy	Jan 23, 2025	$50,001 - $100,000
(2).	Sold (part)	Dec 3, 2025	$15,000 or less

10-N.	Virtus Kar Mid-Cap ETF	$1,000 or less	Dividend,Gain	$50,001 - $100,000	Cash/Market

Transactions	Transaction Type	Transaction Date	Transaction Value
(1).	Buy	Mar 27, 2025	$15,000 or less
(2).	Buy (add'l)	Mar 27, 2025	$50,001 - $100,000
(3).	Sold (part)	May 20, 2025	$15,000 or less

10-O.	JPMorgan Total Return Fund - Select	$1,000 or less	Gain		

Transactions	Transaction Type	Transaction Date	Transaction Value
(1).	Sold	Jan 22, 2025	$50,001 - $100,000

10-P.	JPMorgan Flexible Debt ETF	$1,001 - $2,500	Dividend	$100,001 - $250,000	Cash/Market

Transactions	Transaction Type	Transaction Date	Transaction Value
(1).	Spinoff (identify source in note)	Sep 26, 2025	$100,001 - $250,000
	Additional Explanation: Result of Merger from JPMorgan Unconstrained Debt I		
(2).	Sold (part)	Dec 2, 2025	$15,000 or less

10-Q.	Virtus Kar Mid Cap Core Fund Class I	$15,001 - $50,000	Gain		

Transactions	Transaction Type	Transaction Date	Transaction Value
(1).	Sold	Mar 26, 2025	$50,001 - $100,000

10-R.	Brandywine Global Opp Bond I	$2,501 - $5,000	Dividend	$50,001 - $100,000	Cash/Market

Transactions	Transaction Type	Transaction Date	Transaction Value
(1).	Sold (part)	Dec 3, 2025	$15,000 or less

10-S.	JPMorgan Unconstrained Debt I	$5,001 - $15,000	Dividend		

Transactions	Transaction Type	Transaction Date	Transaction Value
(1).	Exchange	Sep 26, 2025	$100,001 - $250,000
	Additional Explanation: Result of Merger to JPMorgan Flexible Debt ETF		

10-T.	Osterweis Strategic Income	$5,001 - $15,000	Dividend,Gain	$100,001 - $250,000	Cash/Market

Transactions	Transaction Type	Transaction Date	Transaction Value
(1).	Buy (add'l)	Jan 23, 2025	$50,001 - $100,000
(2).	Sold (part)	May 20, 2025	$15,000 or less
(3).	Sold (part)	Dec 3, 2025	$15,000 or less

10-U.	Diamond Hill Large Cap I	$5,001 - $15,000	Dividend,Gain	$50,001 - $100,000	Cash/Market

Transactions	Transaction Type	Transaction Date	Transaction Value
(1).	Sold (part)	Jul 14, 2025	$15,000 or less

10-V.	BBH Income I	$2,501 - $5,000	Dividend,Gain	$50,001 - $100,000	Cash/Market

Transactions	Transaction Type	Transaction Date	Transaction Value
(1).	Buy	Jan 23, 2025	$50,001 - $100,000
(2).	Sold (part)	Dec 3, 2025	$15,000 or less

10-W.	JPMorgan Government Bond I	$2,501 - $5,000	Dividend	$100,001 - $250,000	Cash/Market

Transactions	Transaction Type	Transaction Date	Transaction Value
(1).	Sold (part)	Dec 3, 2025	$15,000 or less

10-X.	Thornburg Investment Income Builder	$5,001 - $15,000	Dividend,Gain	$50,001 - $100,000	Cash/Market

Transactions	Transaction Type	Transaction Date	Transaction Value
(1).	Sold (part)	May 20, 2025	$15,000 or less
(2).	Sold (part)	Jul 14, 2025	$15,000 or less
(3).	Sold (part)	Dec 3, 2025	$15,000 or less

10-Y.	SouthernSun Small-Cap N/C	$5,001 - $15,000	Gain	$50,001 - $100,000	Cash/Market

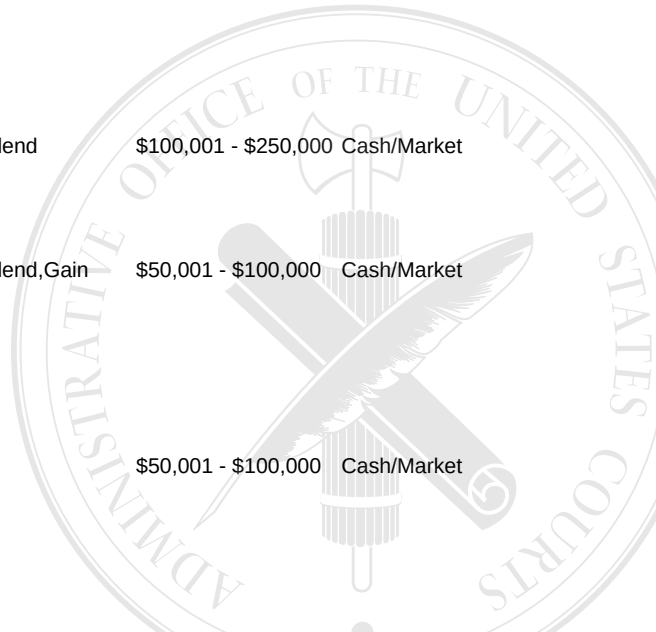

	DESCRIPTION	INCOME AMOUNT	INCOME TYPE	GROSS VALUE	VALUE METHOD

Transactions	Transaction Type	Transaction Date	Transaction Value
(1).	Sold (part)	May 20, 2025	$15,000 or less
(2).	Buy (add'l)	Jul 14, 2025	$15,000 or less
(3).	Sold (part)	Dec 3, 2025	$15,000 or less

10-Z. Vanguard Short Term Invmt Grade Investor — $5,001 - $15,000 — Dividend — $100,001 - $250,000 — Cash/Market

Transactions	Transaction Type	Transaction Date	Transaction Value
(1).	Sold (part)	Apr 25, 2025	$15,000 or less
(2).	Sold (part)	Dec 3, 2025	$15,000 or less

10-AA. American Europacific Growth — $15,001 - $50,000 — Dividend,Gain — $100,001 - $250,000 — Cash/Market

Transactions	Transaction Type	Transaction Date	Transaction Value
(1).	Sold (part)	Jul 14, 2025	$15,000 or less
(2).	Sold (part)	Dec 3, 2025	$15,000 or less

10-AB. FPA Crescent Fund Supra Institutional Class — $5,001 - $15,000 — Dividend,Gain — $50,001 - $100,000 — Cash/Market

Transactions	Transaction Type	Transaction Date	Transaction Value
(1).	Sold (part)	May 20, 2025	$15,000 or less
(2).	Sold (part)	Dec 3, 2025	$15,000 or less

10-AC. Vanguard Short Term Federal — $5,001 - $15,000 — Dividend — $100,001 - $250,000 — Cash/Market

Transactions	Transaction Type	Transaction Date	Transaction Value
(1).	Sold (part)	Apr 25, 2025	$15,000 or less
(2).	Sold (part)	Dec 3, 2025	$15,000 or less

10-AD. Thornburg Strategic Inc I — $2,501 - $5,000 — Dividend — $50,001 - $100,000 — Cash/Market

10-AE. FPA New Income — $5,001 - $15,000 — Dividend,Gain — $100,001 - $250,000 — Cash/Market

Transactions	Transaction Type	Transaction Date	Transaction Value
(1).	Sold (part)	May 20, 2025	$15,000 or less
(2).	Sold (part)	Dec 3, 2025	$15,000 or less

10-AF. Goldman Sachs GQG — $5,001 - $15,000 — Dividend,Gain — $100,001 - $250,000 — Cash/Market

Transactions	Transaction Type	Transaction Date	Transaction Value
(1).	Sold (part)	Jul 14, 2025	$15,000 or less

10-AG. Segall Bryant & Hamill Small Cap Grinstl (Formally Westcore Int) — $2,501 - $5,000 — Gain — $50,001 - $100,000 — Cash/Market

Transactions	Transaction Type	Transaction Date	Transaction Value
(1).	Sold (part)	May 20, 2025	$15,000 or less
(2).	Buy (add'l)	Jul 14, 2025	$15,001 - $50,000
(3).	Sold (part)	Dec 3, 2025	$15,000 or less

10-AH. Champlain Small Company Fund — $15,001 - $50,000 — Gain — $50,001 - $100,000 — Cash/Market

Transactions	Transaction Type	Transaction Date	Transaction Value
(1).	Sold (part)	May 20, 2025	$15,000 or less
(2).	Buy (add'l)	Jul 14, 2025	$15,001 - $50,000

10-AI. MFS Growth I LG — $15,001 - $50,000 — Gain

Transactions	Transaction Type	Transaction Date	Transaction Value
(1).	Sold	Apr 9, 2025	$50,001 - $100,000

10-AJ. JPMorgan Large Cap Growth I — $5,001 - $15,000 — Dividend,Gain — $50,001 - $100,000 — Cash/Market

Transactions	Transaction Type	Transaction Date	Transaction Value
(1).	Buy	Apr 9, 2025	$50,001 - $100,000
(2).	Sold (part)	Jul 14, 2025	$15,000 or less

10-AK. Third Avenue Real Estate Value Instl — $1,001 - $2,500 — Dividend,Gain — $15,001 - $50,000 — Cash/Market

	DESCRIPTION	INCOME AMOUNT	INCOME TYPE	GROSS VALUE	VALUE METHOD
	Transactions **Transaction Type** **Transaction Date** **Transaction Value**				
	(1). Sold (part) Jul 14, 2025 $15,000 or less				
	(2). Sold (part) Dec 3, 2025 $15,000 or less				
10-AL.	TCW Metwest Total Return BD I (Formally Metropolitan West Total)	$2,501 - $5,000	Dividend,Gain		
	Transactions **Transaction Type** **Transaction Date** **Transaction Value**				
	(1). Sold Jan 22, 2025 $50,001 - $100,000				
10-AM.	American Century Mid Cap Value I	$5,001 - $15,000	Dividend,Gain	$50,001 - $100,000	Cash/Market
	Transactions **Transaction Type** **Transaction Date** **Transaction Value**				
	(1). Sold (part) May 20, 2025 $15,000 or less				
	(2). Buy (add'l) Jul 14, 2025 $15,000 or less				
	(3). Sold (part) Dec 3, 2025 $15,000 or less				
10-AN.	PIMCO International Bond (USD-HDG) INSTL (Formally PIMCO Foreign	$2,501 - $5,000	Dividend	$50,001 - $100,000	Cash/Market
	Transactions **Transaction Type** **Transaction Date** **Transaction Value**				
	(1). Sold (part) Dec 3, 2025 $15,000 or less				
10-AO.	Transamerican Intil Sm Cp Val	$5,001 - $15,000	Dividend,Gain	$50,001 - $100,000	Cash/Market
	Transactions **Transaction Type** **Transaction Date** **Transaction Value**				
	(1). Sold (part) Jul 14, 2025 $15,001 - $50,000				
	(2). Sold (part) Dec 3, 2025 $15,000 or less				
11.	**(H) PNC Bank Cash Equivalent Account(s)**				
11-A.	PNC Bank Cash Equivalent Accounts	$1,000 or less	Interest	$15,000 or less	Cash/Market
12.	**(H) Education Savings (529) Plan #11**				
12-A.	Fundamental Investors-529F2	$1,001 - $2,500	Dividend	$15,001 - $50,000	Cash/Market
12-B.	SMALLCAP World Fund-529F2	$1,001 - $2,500	Dividend	$15,001 - $50,000	Cash/Market
12-C.	EuroPacific Growth Fund-529F2	$2,501 - $5,000	Dividend	$15,001 - $50,000	Cash/Market
12-D.	American Balanced Fund-529F2	$1,001 - $2,500	Dividend	$15,001 - $50,000	Cash/Market
12-E.	Capital World Growth and Income-529F2	$1,001 - $2,500	Dividend	$15,001 - $50,000	Cash/Market
13.	**(H) Education Savings (529) Plan #17**				
13-A.	Fundamental Investors-529F2	$1,000 or less	Dividend	$15,000 or less	Cash/Market
13-B.	Capital World Growth and Income-529F2	$1,000 or less	Dividend	$15,000 or less	Cash/Market
13-C.	New Perspective Fund-529F2	$1,000 or less	Dividend	$15,000 or less	Cash/Market
13-D.	EuroPacific Growth Fund-529F2	$1,000 or less	Dividend	$15,000 or less	Cash/Market
13-E.	SMALLCAP World Fund-529F2	$1,000 or less	Dividend	$15,000 or less	Cash/Market
14.	**(H) Education Savings (529) Plan #19**				
14-A.	Capital World Growth and Income-529F2	$1,000 or less	Dividend	$15,000 or less	Cash/Market
14-B.	New Perspective Fund-529F2	$1,000 or less	Dividend	$15,000 or less	Cash/Market
14-C.	EuroPacific Growth Fund-529F2	$1,000 or less	Dividend	$15,000 or less	Cash/Market
14-D.	Fundamental Investors-529F2	$1,000 or less	Dividend	$15,000 or less	Cash/Market
14-E.	SMALLCAP World Fund-529F2	$1,000 or less	Dividend	$15,000 or less	Cash/Market
15.	**(H) Education Savings (529) Plan #20**				
15-A.	New Perspective Fund-529F2	$1,000 or less	Dividend	$15,000 or less	Cash/Market
15-B.	Fundamental Investors-529F2	$1,000 or less	Dividend	$15,000 or less	Cash/Market
15-C.	SMALLCAP World Fund-529F2	$1,000 or less	Dividend	$15,000 or less	Cash/Market
15-D.	Capital World Growth and Income-529F2	$1,000 or less	Dividend	$15,000 or less	Cash/Market
15-E.	EuroPacific Growth Fund-529F2	$1,000 or less	Dividend	$15,000 or less	Cash/Market
16.	**(H) Education Savings (529) Plan #14**				

	DESCRIPTION	INCOME AMOUNT	INCOME TYPE	GROSS VALUE	VALUE METHOD
16-A.	New Perspective Fund-529F2	$1,000 or less	Dividend	$15,000 or less	Cash/Market
16-B.	Capital World Growth and Income-529F2	$1,001 - $2,500	Dividend	$15,000 or less	Cash/Market
16-C.	SMALLCAP World Fund-529F2	$1,000 or less	Dividend	$15,000 or less	Cash/Market
16-D.	EuroPacific Growth Fund-529F2	$1,001 - $2,500	Dividend	$15,000 or less	Cash/Market
16-E.	Fundamental Investors-529F2	$1,001 - $2,500	Dividend	$15,000 or less	Cash/Market
17.	**(H) Nationwide Life Insurance Whole Life Policy #2**				
17-A.	Nationwide Life Insurance Whole Life Policy #2	$5,001 - $15,000	Dividend	$250,001 - $500,000	Cash/Market

VIII. Additional Information or Explanations

I do not have any Additional Information to report
No entries in this section