Annual, 2025

Financial Disclosure Report (AO Form 10)

Filer's Information
Fitzgerald, Michael Walter
U.S. District Court - California Central
District Judge

I certify that all information given above (including information pertaining to my spouse and minor or dependent children, if any) is accurate, true, and complete to the best of my knowledge and belief, and that any information not reported was withheld because it met applicable statutory provisions permitting non-disclosure.

I further certify that earned income from outside employment and honoraria and the acceptance of gifts which have been reported are in compliance with the provisions of 5 U.S.C. Â§ 13141 et. seq., 5 U.S.C. Â§ 7353, and Judicial Conference regulations.

/s/ Fitzgerald, Michael Walter [electronically signed on Jul 29, 2026 8:33pm by Fitzgerald, Michael Walter in JEFS]

I. Positions

	ORGANIZATION/ENTITY NAME	ORGANIZATION/ENTITY TYPE	POSITION HELD
1.	Trust # 1	Trust	Co-Trustee

II. Agreements

I do not have any Agreements to report
No entries in this section

III A. Filer Non-Investment Income

I do not have any Filer Non-Investment Income to report
No entries in this section

III B. Spouse Non-Investment Income

	SOURCE	DESCRIPTION	HONORARIUM	HONORARIUM AMOUNT	HONORARIUM DATE
1.	NALEO Education Fund	Salary		$0.00	

IV. Reimbursements

I do not have any Reimbursements to report
No entries in this section

V. Gifts

I do not have any Gifts to report
No entries in this section

VI. Liabilities

	CREDITOR NAME	TYPE OF LIABILITY	VALUE
1.	Citibank	Credit Card	$15,001 - $50,000

VII. Investments and Trusts

	DESCRIPTION	INCOME AMOUNT	INCOME TYPE	GROSS VALUE	VALUE METHOD
1.	**Bank of America - Cash Accounts**	$1,000 or less	Interest	$15,000 or less	Cash/Market
2.	**(H) Brokerage Account #2 (Personal) (H)**				
2-A.	IShares ESG AW 60 40 Bal (EAOR)	$1,000 or less	Dividend	$15,000 or less	Cash/Market

Transactions	Transaction Type	Transaction Date	Transaction Value
(1).	Buy	Sep 5, 2025	$15,000 or less
(2).	Buy (add'l)	Nov 17, 2025	$15,000 or less

3.	**(H) Brokerage Account #3 (IRA) (H)**				
3-A.	Cliffwater Enhanced Lend (CELFX)	$1,000 or less	Dividend	$15,000 or less	Cash/Market

Transactions	Transaction Type	Transaction Date	Transaction Value
(1).	Buy	Jul 25, 2025	$15,000 or less
(2).	Buy (add'l)	Sep 12, 2025	$15,000 or less

3-B.	Vanguard FTSE All-Wld Ex (VFSAX)	$1,001 - $2,500	Dividend,Gain	$15,001 - $50,000	Cash/Market

Additional Explanation: This asset was inadvertently reported as sold in 2024, but it should have been reported as sold (partial).

Transactions	Transaction Type	Transaction Date	Transaction Value
(1).	Sold (part)	Jun 5, 2025	$15,000 or less

3-C.	AMG Pantheon Credit Solution (PCSZX)	$1,000 or less	Dividend	$15,001 - $50,000	Cash/Market

Transactions	Transaction Type	Transaction Date	Transaction Value
(1).	Buy	Jul 12, 2025	$15,001 - $50,000
(2).	Buy (add'l)	Sep 12, 2025	$15,000 or less

3-D.	Pender Real Estate Credit (PNDIX)	$1,001 - $2,500	Dividend,Gain	$15,000 or less	Cash/Market

Transactions	Transaction Type	Transaction Date	Transaction Value
(1).	Sold (part)	Jul 21, 2025	$15,001 - $50,000

3-E.	Vanguard Developed Markets Index Adm (VTMGX)	$1,001 - $2,500	Dividend,Gain	$15,001 - $50,000	Cash/Market

Transactions	Transaction Type	Transaction Date	Transaction Value
(1).	Sold (part)	Jun 5, 2025	$15,000 or less

3-F.	Vanguard Small Cap Index Adm (VSMAX)	$2,501 - $5,000	Dividend,Gain	$15,001 - $50,000	Cash/Market

Transactions	Transaction Type	Transaction Date	Transaction Value
(1).	Sold (part)	Dec 15, 2025	$15,000 or less

3-G.	Vanguard 500 Index Fd Admiral Shares (VFIAX)	$15,001 - $50,000	Dividend,Gain	$250,001 - $500,000	Cash/Market

Transactions	Transaction Type	Transaction Date	Transaction Value
(1).	Sold (part)	Jun 5, 2025	$15,001 - $50,000
(2).	Sold (part)	Dec 15, 2025	$15,001 - $50,000

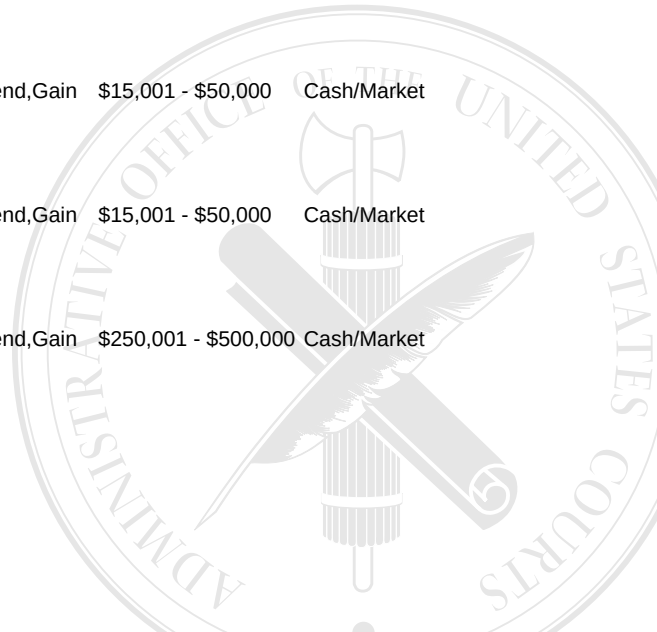

	DESCRIPTION	INCOME AMOUNT	INCOME TYPE	GROSS VALUE	VALUE METHOD
3-H.	Vanguard Emerging Mkts Stock IDX Adm (VEMAX)	$1,000 or less	Dividend	$15,001 - $50,000	Cash/Market
3-I.	Cliffwater Corporate Lending I (CCLFX)	$2,501 - $5,000	Dividend,Gain	$15,001 - $50,000	Cash/Market

Transactions	Transaction Type	Transaction Date	Transaction Value
(1).	Sold (part)	Sep 8, 2025	$15,000 or less

3-J.	CrossingBridge Low Dur (CBLDX)	$1,001 - $2,500	Dividend	$15,001 - $50,000	Cash/Market

Transactions	Transaction Type	Transaction Date	Transaction Value
(1).	Sold (part)	Jun 5, 2025	$15,000 or less

3-K.	Schwab Govt Money Fund (SWGXX)	$1,000 or less	Interest	$15,000 or less	Cash/Market

Transactions	Transaction Type	Transaction Date	Transaction Value
(1).	Sold (part)	Jan 8, 2025	$15,000 or less
(2).	Buy (add'l)	May 5, 2025	$15,000 or less
(3).	Sold (part)	May 9, 2025	$15,000 or less
(4).	Buy (add'l)	Jun 6, 2025	$15,001 - $50,000
(5).	Sold (part)	Jun 9, 2025	$15,001 - $50,000
(6).	Sold (part)	Jul 9, 2025	$15,000 or less
(7).	Buy (add'l)	Jul 23, 2025	$15,001 - $50,000
(8).	Sold (part)	Jul 28, 2025	$15,001 - $50,000
(9).	Buy (add'l)	Sep 10, 2025	$15,000 or less
(10).	Sold (part)	Sep 15, 2025	$15,000 or less
(11).	Sold (part)	Oct 9, 2025	$15,000 or less
(12).	Buy (add'l)	Dec 16, 2025	$15,001 - $50,000
(13).	Sold (part)	Dec 17, 2025	$15,001 - $50,000
(14).	Buy (add'l)	Dec 30, 2025	$15,000 or less

3-L.	Riverpark Short Term High Yld Fd Inst Cl (RPHIX)	$1,001 - $2,500	Dividend	$15,001 - $50,000	Cash/Market
3-M.	Doubleline Total Return Bond I (DBLTX)	$1,001 - $2,500	Dividend	$15,001 - $50,000	Cash/Market

Transactions	Transaction Type	Transaction Date	Transaction Value
(1).	Sold (part)	May 2, 2025	$15,000 or less

4.	**Wells Fargo Bank - Cash Accounts**	$1,000 or less	Interest	$15,000 or less	Cash/Market
5.	**Capital One Cash Equivalent Account**	$1,000 or less	Interest	$15,001 - $50,000	Cash/Market
6.	**(H) Brokerage Account #4 (Personal) (H)**				
6-A.	Proshares Ultra Silver (AGQ)		None	$15,001 - $50,000	Cash/Market

Additional Explanation: This asset was reported on the 2023 report, but inadvertently omitted from the 2024 report.

6-B.	Tweedy Browne Insider (COPY)	$1,000 or less	Dividend	$50,001 - $100,000	Cash/Market

Transactions	Transaction Type	Transaction Date	Transaction Value
(1).	Buy	Sep 12, 2025	$50,001 - $100,000

6-C.	Tappalpha Spy Growth and Daly Inc ETF	$1,001 - $2,500	Dividend	$15,001 - $50,000	Cash/Market

Transactions	Transaction Type	Transaction Date	Transaction Value
(1).	Buy	Jun 11, 2025	$15,001 - $50,000

6-D.	Opportunistic Credit Interval I (SOFIX)	$1,001 - $2,500	Dividend	$15,001 - $50,000	Cash/Market

Transactions	Transaction Type	Transaction Date	Transaction Value
(1).	Buy	Mar 25, 2025	$15,001 - $50,000

6-E.	Invesco QQQ ETF (QQQ)	$1,000 or less	Dividend	$15,000 or less	Cash/Market

Transactions	Transaction Type	Transaction Date	Transaction Value
(1).	Buy	Mar 5, 2025	$15,000 or less

6-F.	First Trust Private Cred (FTPCX)	$2,501 - $5,000	Dividend	$15,001 - $50,000	Cash/Market

Transactions	Transaction Type	Transaction Date	Transaction Value
(1).	Buy	Mar 25, 2025	$15,001 - $50,000

ADMINISTRATIVE OFFICE OF THE UNITED STATES COURTS

	DESCRIPTION	INCOME AMOUNT	INCOME TYPE	GROSS VALUE	VALUE METHOD
6-G.	Global X S&P 500 Rsk Magd Inc ETF (XRMI)		None		

Transactions	Transaction Type	Transaction Date	Transaction Value
(1).	Buy	Mar 25, 2025	$15,001 - $50,000
(2).	Sold	Jun 11, 2025	$15,001 - $50,000

6-H.	Vaneck Morningstar Wide (MWMIX)		None		

Transactions	Transaction Type	Transaction Date	Transaction Value
(1).	Buy (add'l)	Mar 25, 2025	$15,000 or less
(2).	Sold	Apr 30, 2025	$15,001 - $50,000

6-I.	Goldman Sachs GQG Ptnrs Int'l Opps Instl (GSIMX)	$1,001 - $2,500	Dividend	$15,001 - $50,000	Cash/Market

Transactions	Transaction Type	Transaction Date	Transaction Value
(1).	Buy (add'l)	Mar 25, 2025	$15,000 or less
(2).	Buy (add'l)	May 5, 2025	$15,000 or less

6-J.	XTrackers MSCI (DBJP)	$1,000 or less	Gain		

Transactions	Transaction Type	Transaction Date	Transaction Value
(1).	Sold	Feb 27, 2025	$15,000 or less

6-K.	Canadian Pacific Kansas (CP)	$1,000 or less	Dividend		

Transactions	Transaction Type	Transaction Date	Transaction Value
(1).	Sold	Feb 6, 2025	$15,000 or less

6-L.	XTrackers US Ntnl Crtl (CRTC)	$1,000 or less	Dividend	$15,001 - $50,000	Cash/Market
6-M.	Hennessy Cornerstone Mid (HIMDX)	$1,000 or less	Dividend	$15,001 - $50,000	Cash/Market

Transactions	Transaction Type	Transaction Date	Transaction Value
(1).	Buy (add'l)	Mar 25, 2025	$15,000 or less

6-N.	Fairfax Finl Hldgs Ltd (FRFHF)	$15,001 - $50,000	Dividend,Gain		

Transactions	Transaction Type	Transaction Date	Transaction Value
(1).	Sold	Feb 27, 2025	$50,001 - $100,000

6-O.	Needham Aggressive Grown (NEAIX)	$1,000 or less	Dividend	$15,001 - $50,000	Cash/Market

Transactions	Transaction Type	Transaction Date	Transaction Value
(1).	Buy (add'l)	Mar 25, 2025	$15,000 or less

6-P.	GMO Quality I (GQLIX)	$5,001 - $15,000	Dividend,Gain	$15,001 - $50,000	Cash/Market

Transactions	Transaction Type	Transaction Date	Transaction Value
(1).	Buy (add'l)	Mar 25, 2025	$15,000 or less
(2).	Buy (add'l)	May 5, 2025	$15,000 or less
(3).	Sold (part)	Sep 11, 2025	$50,001 - $100,000

6-Q.	BRK-B, BERKSHIRE HATHAWAY INC	$15,001 - $50,000	Gain		

Transactions	Transaction Type	Transaction Date	Transaction Value
(1).	Sold	Feb 27, 2025	$50,001 - $100,000

6-R.	Vaneck Int'l Investors Gold (INIYX)	$2,501 - $5,000	Dividend	$50,001 - $100,000	Cash/Market

Transactions	Transaction Type	Transaction Date	Transaction Value
(1).	Buy (add'l)	Mar 25, 2025	$15,000 or less
(2).	Buy (add'l)	May 5, 2025	$15,000 or less

6-S.	TD Bank	$1,000 or less	Interest	$15,000 or less	Cash/Market

7.	**(H) Brokerage Account #5 (IRA) (H)**				
7-A.	Zacks Small Mid Cap ETF (SMIZ)		None	$50,001 - $100,000	Cash/Market

Transactions	Transaction Type	Transaction Date	Transaction Value
(1).	Buy	Mar 28, 2025	$50,001 - $100,000

7-B.	Zacks Focus Growth ETF (GROZ)		None	$15,001 - $50,000	Cash/Market

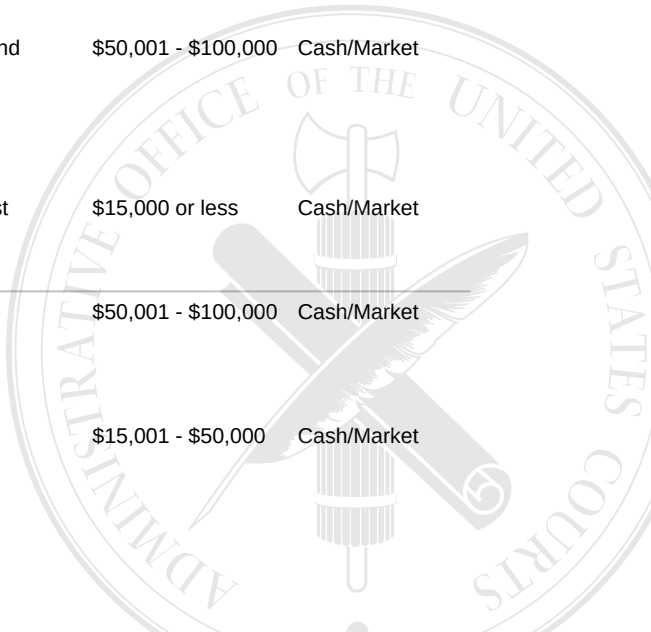

	DESCRIPTION	INCOME AMOUNT	INCOME TYPE	GROSS VALUE	VALUE METHOD

Transactions	Transaction Type	Transaction Date	Transaction Value
(1).	Buy	Mar 28, 2025	$15,000 or less
(2).	Buy (add'l)	Apr 24, 2025	$15,000 or less

7-C. Zacks Earnings Consistent Port ETF (ZECP) — None — $250,001 - $500,000 — Cash/Market

Transactions	Transaction Type	Transaction Date	Transaction Value
(1).	Buy	Mar 28, 2025	$100,001 - $250,000
(2).	Buy (add'l)	Apr 24, 2025	$15,001 - $50,000
(3).	Buy (add'l)	Jun 4, 2025	$15,001 - $50,000

7-D. Vanguard Short Term Core Bd ETF (VCSH) — $1,000 or less — Dividend,Gain — $15,001 - $50,000 — Cash/Market

Transactions	Transaction Type	Transaction Date	Transaction Value
(1).	Buy	Mar 28, 2025	$15,001 - $50,000
(2).	Sold (part)	Jun 4, 2025	$15,000 or less

7-E. Vanguard Short Term Treasury ETF (VGSH) — $1,001 - $2,500 — Dividend — $15,001 - $50,000 — Cash/Market

Transactions	Transaction Type	Transaction Date	Transaction Value
(1).	Buy	Mar 28, 2025	$50,001 - $100,000
(2).	Sold (part)	Jun 4, 2025	$15,000 or less

7-F. Vanguard Russell 1000 Value ETF (VONV) — $1,000 or less — Dividend — $15,001 - $50,000 — Cash/Market

Transactions	Transaction Type	Transaction Date	Transaction Value
(1).	Buy	Mar 28, 2025	$15,001 - $50,000
(2).	Sold (part)	Apr 24, 2025	$15,000 or less

7-G. Vanguard Mortgage Backed Sec ETF (VMBS) — $1,001 - $2,500 — Dividend — $15,001 - $50,000 — Cash/Market

Transactions	Transaction Type	Transaction Date	Transaction Value
(1).	Buy	Mar 28, 2025	$50,001 - $100,000
(2).	Sold (part)	Jun 4, 2025	$15,000 or less

7-H. SPDR Portfolio Intermediate Term Cor (SPIB) — $1,001 - $2,500 — Dividend,Gain — $15,001 - $50,000 — Cash/Market

Transactions	Transaction Type	Transaction Date	Transaction Value
(1).	Buy	Mar 28, 2025	$50,001 - $100,000
(2).	Sold (part)	Jun 4, 2025	$15,000 or less

7-I. SPDR Bloomberg 1-3 Mnth T Bll ETF (BIL) — $1,001 - $2,500 — Dividend — $50,001 - $100,000 — Cash/Market

Transactions	Transaction Type	Transaction Date	Transaction Value
(1).	Buy	Mar 28, 2025	$50,001 - $100,000
(2).	Sold (part)	Jun 4, 2025	$15,000 or less

7-J. Schwab Emerging Markets Equity ETF (SCHE) — $1,001 - $2,500 — Dividend — $15,001 - $50,000 — Cash/Market

Transactions	Transaction Type	Transaction Date	Transaction Value
(1).	Buy	Mar 28, 2025	$15,001 - $50,000
(2).	Buy (add'l)	Jun 4, 2025	$15,000 or less

7-K. IShares Core MSCI Eafe ETF (IEFA) — $2,501 - $5,000 — Dividend — $50,001 - $100,000 — Cash/Market

Transactions	Transaction Type	Transaction Date	Transaction Value
(1).	Buy	Mar 28, 2025	$50,001 - $100,000
(2).	Buy (add'l)	Jun 4, 2025	$15,001 - $50,000

7-L. IShares Core US Aggregate Bond ETF (AGG) — $2,501 - $5,000 — Dividend — $100,001 - $250,000 — Cash/Market

Transactions	Transaction Type	Transaction Date	Transaction Value
(1).	Buy	Mar 28, 2025	$100,001 - $250,000
(2).	Sold (part)	Jun 4, 2025	$15,001 - $50,000

7-M. Invsc Actvly Mng Optm Yd (PDBC) — $1,000 or less — Dividend — $15,000 or less — Cash/Market

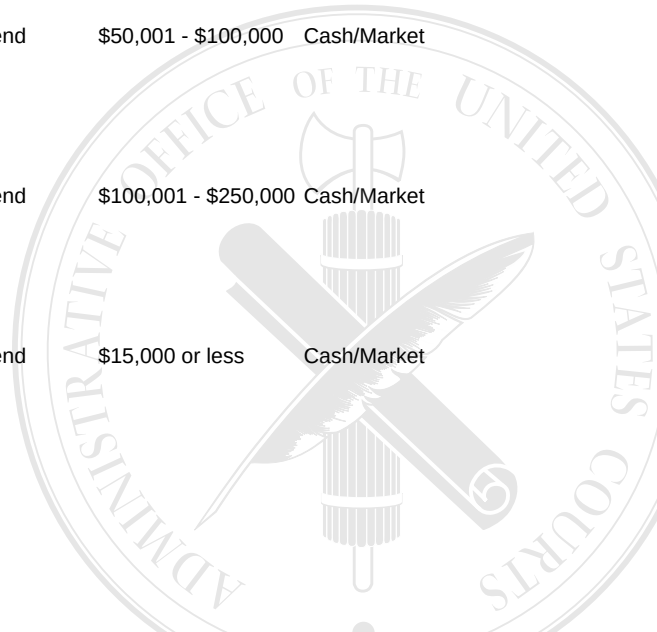

	DESCRIPTION	INCOME AMOUNT	INCOME TYPE	GROSS VALUE	VALUE METHOD

Transactions	Transaction Type	Transaction Date	Transaction Value
(1).	Buy	Mar 31, 2025	$15,000 or less
(2).	Buy (add'l)	Apr 24, 2025	$15,000 or less
(3).	Buy (add'l)	Jun 4, 2025	$15,000 or less

7-N. Vaneck Morningstar Wide (MWMIX) — None

Transactions	Transaction Type	Transaction Date	Transaction Value
(1).	Sold	Mar 28, 2025	$15,000 or less

7-O. Needham Aggressive Grown (NEAIX) — None

Transactions	Transaction Type	Transaction Date	Transaction Value
(1).	Sold	Mar 28, 2025	$15,000 or less

7-P. GMO Quality I (GQLIX) — $1,000 or less — Gain

Transactions	Transaction Type	Transaction Date	Transaction Value
(1).	Sold	Mar 28, 2025	$15,000 or less

7-Q. Vaneck Int — $1,000 or less — Gain

Transactions	Transaction Type	Transaction Date	Transaction Value
(1).	Sold	Mar 28, 2025	$15,000 or less

7-R. TD Bank — $1,000 or less — Interest — $15,001 - $50,000 — Cash/Market

8. **(H) Pension Fund # 2 (H)**

8-A. Fidelity Advisor Intl Cap App Z — $1,001 - $2,500 — Gain

Transactions	Transaction Type	Transaction Date	Transaction Value
(1).	Distributed	Mar 26, 2025	$15,001 - $50,000

8-B. American Funds New Perspectv R6 — $1,000 or less — Gain

Transactions	Transaction Type	Transaction Date	Transaction Value
(1).	Distributed	Mar 26, 2025	$15,001 - $50,000

8-C. DFA US Small Cap I — None

Transactions	Transaction Type	Transaction Date	Transaction Value
(1).	Distributed	Mar 26, 2025	$50,001 - $100,000

8-D. DFA Emerging Mrkt Cor Eq 2 I — $1,000 or less — Gain

Transactions	Transaction Type	Transaction Date	Transaction Value
(1).	Distributed	Mar 26, 2025	$15,001 - $50,000

8-E. JPMorgance Large Cap Growth R6 — None

Transactions	Transaction Type	Transaction Date	Transaction Value
(1).	Distributed	Mar 26, 2025	$50,001 - $100,000

8-F. Vanguard Sm Cap Val Idx Adm — None

Transactions	Transaction Type	Transaction Date	Transaction Value
(1).	Distributed	Mar 26, 2025	$15,001 - $50,000

8-G. Allspring Specl Midcap Value R6 — None

Transactions	Transaction Type	Transaction Date	Transaction Value
(1).	Distributed	Mar 26, 2025	$50,001 - $100,000

8-H. Standard Stable Asset A — $1,000 or less — Gain

Transactions	Transaction Type	Transaction Date	Transaction Value
(1).	Distributed	Mar 26, 2025	$100,001 - $250,000

8-I. iShares S&P 500 Index K — None

Transactions	Transaction Type	Transaction Date	Transaction Value
(1).	Distributed	Mar 26, 2025	$100,001 - $250,000

8-J. T. Rowe Price Int'l Discovery I (TIDDX) — $1,001 - $2,500 — Gain

	DESCRIPTION	INCOME AMOUNT	INCOME TYPE	GROSS VALUE	VALUE METHOD
	Transactions **Transaction Type** **Transaction Date** **Transaction Value**				
	(1). Distributed Mar 26, 2025 $15,001 - $50,000				
8-K.	Vanguard Equity Income Adm	$1,001 - $2,500	Gain		
	Transactions **Transaction Type** **Transaction Date** **Transaction Value**				
	(1). Distributed Mar 26, 2025 $50,001 - $100,000				
9.	**Union Bank**	$1,000 or less	Interest	$15,000 or less	Cash/Market
	Additional Explanation: Asset is co-owned and reported at 50 percent.				
10.	**Rental Property #1, Lakewood, CA**	$15,001 - $50,000	Rent	$250,001 - $500,000	Estimated
	Additional Explanation: Asset is co-owned and reported at 50 percent.				
11.	**(H) Trust # 1 (H)**				
	Additional Explanation: Assets listed under Trust # 1 are co-owned and reported at 50 percent.				
11-A.	HSBC Holdings PLC	$1,000 or less	Dividend	$15,000 or less	Cash/Market
11-B.	DWS Core Equity Fund-S	$2,501 - $5,000	Dividend	$50,001 - $100,000	Cash/Market
11-C.	DWS Global Income Builder	$1,000 or less	Dividend	$15,000 or less	Cash/Market
11-D.	DWS S&P 500 Index Fund-S	$1,000 or less	Dividend	$15,000 or less	Cash/Market
11-E.	LBS Financial Credit Union	$1,000 or less	Dividend	$15,000 or less	Cash/Market

VIII. Additional Information or Explanations

I do not have any Additional Information to report
No entries in this section