Annual, 2025

Financial Disclosure Report (AO Form 10)

Filer's Information
Gallagher, Stephanie Agli
U.S. District Court - Maryland
District Judge

I certify that all information given above (including information pertaining to my spouse and minor or dependent children, if any) is accurate, true, and complete to the best of my knowledge and belief, and that any information not reported was withheld because it met applicable statutory provisions permitting non-disclosure.

I further certify that earned income from outside employment and honoraria and the acceptance of gifts which have been reported are in compliance with the provisions of 5 U.S.C. Â§ 13141 et. seq., 5 U.S.C. Â§ 7353, and Judicial Conference regulations.

/s/ Gallagher, Stephanie Agli [electronically signed on Jul 5, 2026 3:06pm by Gallagher, Stephanie Agli in JEFS]

I. Positions

	ORGANIZATION/ENTITY NAME	ORGANIZATION/ENTITY TYPE	POSITION HELD
1.	Federal Bar Association - Maryland Chapter	Other: Professional Organization	Board Member
2.	Sister's Circle	Non-Profit	Board Member

II. Agreements

I do not have any Agreements to report
No entries in this section

III A. Filer Non-Investment Income

I do not have any Filer Non-Investment Income to report
No entries in this section

III B. Spouse Non-Investment Income

	SOURCE	DESCRIPTION	HONORARIUM	HONORARIUM AMOUNT	HONORARIUM DATE
1.	Robinhood	Salary/Equity awards	No	$0.00	

IV. Reimbursements

I do not have any Reimbursements to report
No entries in this section

V. Gifts

I do not have any Gifts to report
No entries in this section

VI. Liabilities

	CREDITOR NAME	TYPE OF LIABILITY	VALUE
1.	M&T Bank	Mortgage (Investment / Rental Property)	$1,000,001 - $5,000,000

VII. Investments and Trusts

	DESCRIPTION	INCOME AMOUNT	INCOME TYPE	GROSS VALUE	VALUE METHOD
1.	**(H) Individual Assets**				
1-A.	Truist (cash)	$5,001 - $15,000	Interest	$250,001 - $500,000	Cash/Market
1-B.	Rental Property #1 - Cape May County, NJ	$100,001 - $1,000,000	Rent	$1,000,001 - $5,000,000	Estimated
	Transactions	**Transaction Type**	**Transaction Date**	**Transaction Value**	
	(1).	Buy	Jan 10, 2025	$1,000,001 - $5,000,000	
1-C.	Rental Property #2 - Baltimore Co., MD	$15,001 - $50,000	Rent	$250,001 - $500,000	Estimated
	Transactions	**Transaction Type**	**Transaction Date**	**Transaction Value**	
	(1).	Buy	Jan 30, 2025	$250,001 - $500,000	
1-D.	Alpha Ledger		None	$15,001 - $50,000	Estimated
1-E.	Aetherflux Inc		None	$100,001 - $250,000	Estimated
	Transactions	**Transaction Type**	**Transaction Date**	**Transaction Value**	
	(1).	Buy	Jan 15, 2025	$15,001 - $50,000	
	(2).	Buy (add'l)	Oct 8, 2025	$100,001 - $250,000	
1-F.	Citadel Wellington LLC		None	$5,000,001 - $25,000,000	Estimated
	Transactions	**Transaction Type**	**Transaction Date**	**Transaction Value**	
	(1).	Buy	Aug 26, 2025	$5,000,001 - $25,000,000	
1-G.	Harmonic Series B SPV LLC		None	$250,001 - $500,000	Estimated
	Transactions	**Transaction Type**	**Transaction Date**	**Transaction Value**	
	(1).	Buy	Jun 27, 2025	$250,001 - $500,000	
1-H.	NC Swarm LLC		None	$500,001 - $1,000,000	Estimated
	Transactions	**Transaction Type**	**Transaction Date**	**Transaction Value**	
	(1).	Buy	Aug 26, 2025	$500,001 - $1,000,000	
1-I.	Targa PLNT LP		None	$500,001 - $1,000,000	Estimated
	Additional Explanation: Investments are not subject to periodic transaction reporting.				
	Transactions	**Transaction Type**	**Transaction Date**	**Transaction Value**	
	(1).	Buy	May 23, 2025	$500,001 - $1,000,000	
1-J.	Targa SharpVue III LP		None	$250,001 - $500,000	Estimated
	Transactions	**Transaction Type**	**Transaction Date**	**Transaction Value**	
	(1).	Buy	Dec 17, 2025	$250,001 - $500,000	
1-K.	Targa Sunset (Class D-3) LLC		None	$100,001 - $250,000	Estimated
	Transactions	**Transaction Type**	**Transaction Date**	**Transaction Value**	
	(1).	Buy	Oct 20, 2025	$100,001 - $250,000	



	DESCRIPTION	INCOME AMOUNT	INCOME TYPE	GROSS VALUE	VALUE METHOD
1-L.	Targa Toro LP		None	$500,001 - $1,000,000	Estimated

Additional Explanation: Investments are not subject to periodic transaction reporting.

Transactions	Transaction Type	Transaction Date	Transaction Value
(1).	Buy	Jun 30, 2025	$500,001 - $1,000,000

2.	**(H) Account #1**				
2-A.	Fidelity Govt Cash Reserves (FDRXX) (cash eq.)	$1,000 or less	Dividend	$15,000 or less	Cash/Market
2-B.	Fidelity Total Market Index Fund (FSKAX)	$1,000 or less	Dividend	$15,000 or less	Cash/Market
2-C.	Fidelity 500 Index Fund (FXAIX)	$1,000 or less	Dividend	$15,001 - $50,000	Cash/Market
2-D.	IShares Tr MSCI USA Qlt Fct (QUAL)	$1,000 or less	Dividend	$50,001 - $100,000	Cash/Market
3.	**(H) Account #2**				
3-A.	Fidelity Govt Cash Reserves (FDRXX) (cash eq.)	$1,000 or less	Dividend	$15,000 or less	Cash/Market

Transactions	Transaction Type	Transaction Date	Transaction Value
(1).	Buy (add'l)	Mar 21, 2025	$15,000 or less
(2).	Sold	May 28, 2025	$15,001 - $50,000
(3).	Buy	Jun 20, 2025	$15,000 or less
(4).	Buy (add'l)	Sep 19, 2025	$15,000 or less
(5).	Buy (add'l)	Dec 19, 2025	$15,000 or less

3-B.	Baird Short Term Bd Fd Instl (BSBIX)	$15,001 - $50,000	Dividend	$250,001 - $500,000	Cash/Market
3-C.	iShares Core S&P Total US Stock Mkt (ITOT)	$2,501 - $5,000	Dividend	$250,001 - $500,000	Cash/Market
3-D.	iShares Russell 1000 Growth ETF (IWF)	$50,001 - $100,000	Dividend,Gain		

Transactions	Transaction Type	Transaction Date	Transaction Value
(1).	Sold	Sep 19, 2025	$100,001 - $250,000

3-E.	IShares Tr MSCI USA Qlt Fct (QUAL)	$1,001 - $2,500	Dividend	$100,001 - $250,000	Cash/Market

Transactions	Transaction Type	Transaction Date	Transaction Value
(1).	Buy (add'l)	May 28, 2025	$15,001 - $50,000

3-F.	Vanguard Russell 1000 Growth ETF (VONG)	$1,000 or less	Dividend	$100,001 - $250,000	Cash/Market

Transactions	Transaction Type	Transaction Date	Transaction Value
(1).	Buy	Sep 19, 2025	$100,001 - $250,000

4.	**(H) Account #3**				
4-A.	Fidelity Total Market Index Fund (FSKAX)	$1,000 or less	Dividend	$15,000 or less	Cash/Market
4-B.	Fidelity 500 Index Fund (FXAIX)	$1,001 - $2,500	Dividend	$100,001 - $250,000	Cash/Market
5.	**(H) Account #4**				
5-A.	Fidelity Govt Cash Reserves (FDRXX) (cash eq.)	$1,000 or less	Dividend	$15,000 or less	Cash/Market

Transactions	Transaction Type	Transaction Date	Transaction Value
(1).	Buy (add'l)	Mar 21, 2025	$15,000 or less
(2).	Sold	May 28, 2025	$15,001 - $50,000
(3).	Buy	Jun 20, 2025	$15,000 or less
(4).	Buy (add'l)	Sep 19, 2025	$15,000 or less
(5).	Buy (add'l)	Dec 19, 2025	$15,000 or less



	DESCRIPTION	INCOME AMOUNT	INCOME TYPE	GROSS VALUE	VALUE METHOD
5-B.	Fidelity Total Market Index Fund (FSKAX)	$1,000 or less	Dividend	$15,000 or less	Cash/Market
5-C.	Baird Aggregate Bond Fund Instll (BAGIX)	$5,001 - $15,000	Dividend	$100,001 - $250,000	Cash/Market
5-D.	iShares Core S&P Total US Stock (ITOT)	$1,001 - $2,500	Dividend	$100,001 - $250,000	Cash/Market
5-E.	iShares Core S&P 500 ETF (IVV)	$2,501 - $5,000	Dividend	$250,001 - $500,000	Cash/Market

Transactions	Transaction Type	Transaction Date	Transaction Value
(1).	Buy (add'l)	May 28, 2025	$15,001 - $50,000

5-F.	iShares Tr Rus 1000 Grw ETF (IWF)	$50,001 - $100,000	Dividend,Gain		

Transactions	Transaction Type	Transaction Date	Transaction Value
(1).	Sold	Sep 19, 2025	$100,001 - $250,000

5-G.	Vanguard Russell 1000 Growth ETF (VONG)	$1,000 or less	Dividend	$100,001 - $250,000	Cash/Market

Transactions	Transaction Type	Transaction Date	Transaction Value
(1).	Buy	Sep 19, 2025	$100,001 - $250,000

6. **(H) Account #5**

6-A.	Fidelity Govt Cash Reserves (FDRXX) (cash eq.)	$1,000 or less	Dividend	$15,000 or less	Cash/Market

Transactions	Transaction Type	Transaction Date	Transaction Value
(1).	Buy (add'l)	Sep 19, 2025	$15,000 or less

6-B.	Fidelity Total Market Index Fund (FSKAX)	$1,000 or less	Dividend	$15,000 or less	Cash/Market
6-C.	Baird Short Term Bd Fd Istl (BSBIX)	$1,001 - $2,500	Dividend	$15,001 - $50,000	Cash/Market
6-D.	iShares Core S&P Total US Stock (ITOT)	$1,000 or less	Dividend	$15,001 - $50,000	Cash/Market
6-E.	iShares Core S&P 500 (IVV)	$1,000 or less	Dividend	$50,001 - $100,000	Cash/Market
6-F.	iShares Tr Rus 1000 Grw ETF (IWF)	$5,001 - $15,000	Dividend,Gain		

Transactions	Transaction Type	Transaction Date	Transaction Value
(1).	Sold	Sep 19, 2025	$15,001 - $50,000

6-G.	Vanguard Russell 1000 Growth ETF (VONG)	$1,000 or less	Dividend	$15,001 - $50,000	Cash/Market

Transactions	Transaction Type	Transaction Date	Transaction Value
(1).	Buy	Sep 19, 2025	$15,001 - $50,000

7. **(H) Account #6**

Additional Explanation: This account does not report income; it reflects only unit value.

Additional Explanation: This account is controlled and managed by the employer of an individual with assets subject to this report. The account holder is permitted to adjust percentages of investment for each position, but the timing of any transactions is within the exclusive purview of the manager. Despite request, specific transaction dates are not available to the filer. In the absence of more precise information, transactions are reported as of the second business day of the quarter in which they occurred.

7-A.	Vanguard Target Retirement 2035 (Tr II)		None	$100,001 - $250,000	Cash/Market

Transactions	Transaction Type	Transaction Date	Transaction Value
(1).	Buy (add'l)	Jan 2, 2025	$15,001 - $50,000
(2).	Buy (add'l)	Apr 2, 2025	$15,000 or less

8. **(H) Account #7**

8-A.	Robinhood (cash)	$15,001 - $50,000	Interest	$500,001 - $1,000,000	Cash/Market
8-B.	PIMCO Dynamic Income Fund (PDI)	$1,001 - $2,500	Dividend		



	DESCRIPTION	INCOME AMOUNT	INCOME TYPE	GROSS VALUE	VALUE METHOD
	Transactions	**Transaction Type**	**Transaction Date**	**Transaction Value**	
	(1).	Buy	Nov 6, 2025	$100,001 - $250,000	
	(2).	Buy (add'l)	Dec 2, 2025	$15,000 or less	
	(3).	Sold	Dec 23, 2025	$100,001 - $250,000	
8-C.	Vanguard FTSE Europe ETF (VGK)	$1,001 - $2,500	Dividend	$50,001 - $100,000	Cash/Market
	Transactions	**Transaction Type**	**Transaction Date**	**Transaction Value**	
	(1).	Buy (add'l)	Feb 10, 2025	$15,001 - $50,000	
	(2).	Buy (add'l)	Jul 7, 2025	$15,001 - $50,000	
8-D.	Vanguard Information Technology ETF (VGT)	$2,501 - $5,000	Dividend	$1,000,001 - $5,000,000	Cash/Market
	Transactions	**Transaction Type**	**Transaction Date**	**Transaction Value**	
	(1).	Buy (add'l)	Jan 7, 2025	$100,001 - $250,000	
	(2).	Buy (add'l)	Feb 10, 2025	$50,001 - $100,000	
	(3).	Buy (add'l)	Apr 4, 2025	$50,001 - $100,000	
	(4).	Buy (add'l)	Apr 8, 2025	$50,001 - $100,000	
	(5).	Buy (add'l)	Apr 14, 2025	$50,001 - $100,000	
	(6).	Buy (add'l)	Jul 7, 2025	$50,001 - $100,000	
	(7).	Buy (add'l)	Jul 10, 2025	$100,001 - $250,000	
	(8).	Buy (add'l)	Aug 6, 2025	$50,001 - $100,000	
	(9).	Buy (add'l)	Aug 8, 2025	$15,000 or less	
	(10).	Buy (add'l)	Aug 15, 2025	$100,001 - $250,000	
	(11).	Buy (add'l)	Sep 2, 2025	$100,001 - $250,000	
	(12).	Buy (add'l)	Dec 22, 2025	$15,000 or less	
8-E.	Vanguard Russell 1000 Growth ETF (VONG)	$1,001 - $2,500	Dividend	$250,001 - $500,000	Cash/Market
	Transactions	**Transaction Type**	**Transaction Date**	**Transaction Value**	
	(1).	Buy (add'l)	Jan 7, 2025	$15,001 - $50,000	
	(2).	Buy (add'l)	Feb 10, 2025	$50,001 - $100,000	
	(3).	Buy (add'l)	Jul 7, 2025	$15,001 - $50,000	
	(4).	Buy (add'l)	Aug 8, 2025	$15,001 - $50,000	
	(5).	Buy (add'l)	Sep 2, 2025	$100,001 - $250,000	
8-F.	Vanguard S&P 500 ETF (VOO)	$5,001 - $15,000	Dividend	$1,000,001 - $5,000,000	Cash/Market
	Transactions	**Transaction Type**	**Transaction Date**	**Transaction Value**	
	(1).	Buy (add'l)	Jan 7, 2025	$50,001 - $100,000	
	(2).	Buy (add'l)	Feb 10, 2025	$50,001 - $100,000	
	(3).	Buy (add'l)	Mar 7, 2025	$50,001 - $100,000	
	(4).	Buy (add'l)	Apr 4, 2025	$50,001 - $100,000	
	(5).	Buy (add'l)	Jul 7, 2025	$50,001 - $100,000	
	(6).	Buy (add'l)	Jul 9, 2025	$100,001 - $250,000	
	(7).	Buy (add'l)	Aug 6, 2025	$500,001 - $1,000,000	
	(8).	Buy (add'l)	Aug 12, 2025	$100,001 - $250,000	
	(9).	Buy (add'l)	Aug 13, 2025	$250,001 - $500,000	
8-G.	Bitcoin (BTC)		None	$500,001 - $1,000,000	Cash/Market



	DESCRIPTION	INCOME AMOUNT	INCOME TYPE	GROSS VALUE	VALUE METHOD

Transactions	Transaction Type	Transaction Date	Transaction Value
(1).	Buy (add'l)	Jan 7, 2025	$50,001 - $100,000
(2).	Buy (add'l)	Feb 8, 2025	$50,001 - $100,000
(3).	Buy (add'l)	Feb 26, 2025	$50,001 - $100,000
(4).	Buy (add'l)	Mar 11, 2025	$15,001 - $50,000
(5).	Buy (add'l)	Jul 5, 2025	$50,001 - $100,000
(6).	Buy (add'l)	Jul 12, 2025	$50,001 - $100,000
(7).	Buy (add'l)	Aug 2, 2025	$100,001 - $250,000
(8).	Buy (add'l)	Sep 10, 2025	$100,001 - $250,000
(9).	Buy (add'l)	Oct 10, 2025	$100,001 - $250,000
(10).	Buy (add'l)	Nov 4, 2025	$100,001 - $250,000
(11).	Buy (add'l)	Nov 18, 2025	$50,001 - $100,000

8-H. Ethereum (ETH) — None — $250,001 - $500,000 — Cash/Market

Transactions	Transaction Type	Transaction Date	Transaction Value
(1).	Buy (add'l)	Jul 5, 2025	$15,000 or less
(2).	Buy (add'l)	Jul 10, 2025	$50,001 - $100,000
(3).	Buy (add'l)	Jul 20, 2025	$50,001 - $100,000
(4).	Buy (add'l)	Aug 13, 2025	$100,001 - $250,000
(5).	Buy (add'l)	Oct 10, 2025	$15,001 - $50,000

8-I. XRP (XRP) — None — $100,001 - $250,000 — Cash/Market

Transactions	Transaction Type	Transaction Date	Transaction Value
(1).	Buy	Aug 20, 2025	$100,001 - $250,000
(2).	Buy (add'l)	Oct 10, 2025	$100,001 - $250,000
(3).	Buy (add'l)	Nov 10, 2025	$15,001 - $50,000
(4).	Buy (add'l)	Nov 23, 2025	$15,001 - $50,000

8-J. Solana (SOL) — None — $100,001 - $250,000 — Cash/Market

Transactions	Transaction Type	Transaction Date	Transaction Value
(1).	Buy	Sep 12, 2025	$100,001 - $250,000
(2).	Buy (add'l)	Oct 10, 2025	$100,001 - $250,000

8-K. Dogecoin (DOGE) — None — $15,000 or less — Cash/Market

8-L. Pepe (PEPE) — None — $15,000 or less — Cash/Market

Transactions	Transaction Type	Transaction Date	Transaction Value
(1).	Buy	Feb 8, 2025	$15,000 or less
(2).	Buy (add'l)	May 29, 2025	$15,000 or less
(3).	Buy (add'l)	Oct 10, 2025	$15,000 or less

9. **(H) Account #8**

9-A. Morgan Stanley (cash) — $1,000 or less — Interest

Additional Explanation: This asset is reportable due to income only. There is no reportable value. There was not a reportable transaction.

9-B. Robinhood Mkts Inc CL A (RH) — More than $5,000,000 — Gain — $25,000,001 - $50,000,000 — Cash/Market

	DESCRIPTION	INCOME AMOUNT	INCOME TYPE	GROSS VALUE	VALUE METHOD

Transactions	Transaction Type	Transaction Date	Transaction Value
(1).	Sold (part)	Jan 3, 2025	$1,000,001 - $5,000,000
(2).	Sold (part)	Feb 3, 2025	$1,000,001 - $5,000,000
(3).	Sold (part)	Feb 18, 2025	$1,000,001 - $5,000,000
(4).	Sold (part)	Mar 3, 2025	$1,000,001 - $5,000,000
(5).	Sold (part)	Apr 3, 2025	$500,001 - $1,000,000
(6).	Sold (part)	May 5, 2025	$1,000,001 - $5,000,000
(7).	Sold (part)	Jun 3, 2025	$1,000,001 - $5,000,000
(8).	Sold (part)	Jul 3, 2025	$1,000,001 - $5,000,000
(9).	Sold (part)	Aug 1, 2025	$5,000,001 - $25,000,000
(10).	Sold (part)	Aug 4, 2025	$1,000,001 - $5,000,000
(11).	Sold (part)	Sep 3, 2025	$1,000,001 - $5,000,000
(12).	Sold (part)	Oct 3, 2025	$1,000,001 - $5,000,000
(13).	Sold (part)	Nov 3, 2025	$1,000,001 - $5,000,000
(14).	Sold (part)	Nov 24, 2025	$1,000,001 - $5,000,000
(15).	Sold (part)	Nov 26, 2025	$5,000,001 - $25,000,000
(16).	Sold (part)	Dec 3, 2025	$5,000,001 - $25,000,000

9-C. Fidelity Investments Money Market (FMPXX) (cash eq.) | $15,001 - $50,000 | Dividend

Transactions	Transaction Type	Transaction Date	Transaction Value
(1).	Buy	Aug 6, 2025	$5,000,001 - $25,000,000
(2).	Sold (part)	Aug 18, 2025	$5,000,001 - $25,000,000
(3).	Sold (part)	Aug 26, 2025	$5,000,001 - $25,000,000
(4).	Sold	Sep 8, 2025	$15,001 - $50,000

10. **(H) Account #9**

10-A. Fidelity Core Account (cash) | $5,001 - $15,000 | Interest

Additional Explanation: This asset is reportable due to income only. There is no reportable value. There was not a reportable transaction.

10-B. Fidelity Treasury Money Market Fund (FZFXX) (cash eq.) | $15,001 - $50,000 | Dividend

Transactions	Transaction Type	Transaction Date	Transaction Value
(1).	Sold (part)	Jan 2, 2025	$1,000,001 - $5,000,000
(2).	Sold (part)	Jan 3, 2025	$1,000,001 - $5,000,000
(3).	Buy (add'l)	Jan 7, 2025	$1,000,001 - $5,000,000
(4).	Sold (part)	Jan 8, 2025	$50,001 - $100,000
(5).	Sold (part)	Jan 9, 2025	$1,000,001 - $5,000,000
(6).	Sold (part)	Jan 13, 2025	$1,000,001 - $5,000,000
(7).	Sold (part)	Jan 15, 2025	$15,001 - $50,000
(8).	Sold (part)	Jan 23, 2025	$15,001 - $50,000
(9).	Sold (part)	Jan 30, 2025	$250,001 - $500,000
(10).	Sold (part)	Feb 12, 2025	$15,001 - $50,000
(11).	Sold (part)	Feb 21, 2025	$1,000,001 - $5,000,000
(12).	Buy (add'l)	Feb 27, 2025	$250,001 - $500,000
(13).	Buy (add'l)	Mar 4, 2025	$500,001 - $1,000,000
(14).	Sold (part)	Mar 5, 2025	$500,001 - $1,000,000
(15).	Sold	Mar 11, 2025	$15,001 - $50,000

10-C. Fidelity Total Market Index Fund (FSKAX) | $50,001 - $100,000 | Dividend,Gain | $1,000,001 - $5,000,000 | Cash/Market

Transactions	Transaction Type	Transaction Date	Transaction Value
(1).	Buy (add'l)	Jan 2, 2025	$500,001 - $1,000,000
(2).	Buy (add'l)	Jan 13, 2025	$500,001 - $1,000,000
(3).	Sold (part)	Jun 27, 2025	$250,001 - $500,000

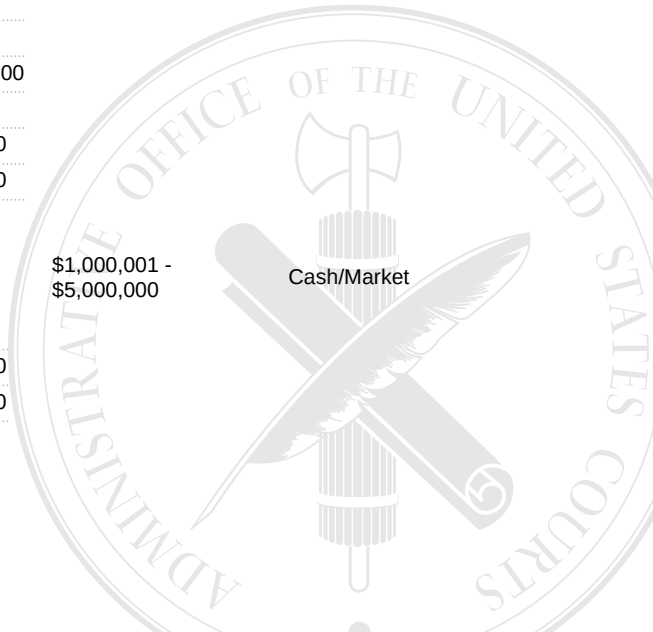

	DESCRIPTION	INCOME AMOUNT	INCOME TYPE	GROSS VALUE	VALUE METHOD
10-D.	Lazard Global Listed Infrastructure Instl (GLIFX)	$50,001 - $100,000	Dividend	$1,000,001 - $5,000,000	Cash/Market

Transactions	Transaction Type	Transaction Date	Transaction Value
(1).	Buy (add'l)	Jan 13, 2025	$100,001 - $250,000
(2).	Buy (add'l)	May 14, 2025	$100,001 - $250,000
(3).	Buy (add'l)	Jul 15, 2025	$50,001 - $100,000
(4).	Buy (add'l)	Sep 10, 2025	$100,001 - $250,000

10-E.	Baird Short Term Bd Fd Instl (BSBIX)	$15,001 - $50,000	Dividend	$250,001 - $500,000	Cash/Market

Transactions	Transaction Type	Transaction Date	Transaction Value
(1).	Buy	Jan 13, 2025	$250,001 - $500,000
(2).	Buy (add'l)	Feb 21, 2025	$100,001 - $250,000

10-F.	Baird Aggregate Bond Fund Instl (BAGIX)	$15,001 - $50,000	Dividend	$1,000,001 - $5,000,000	Cash/Market

Transactions	Transaction Type	Transaction Date	Transaction Value
(1).	Buy	Jan 13, 2025	$250,001 - $500,000
(2).	Buy (add'l)	Feb 21, 2025	$250,001 - $500,000
(3).	Buy (add'l)	Apr 9, 2025	$500,001 - $1,000,000

10-G.	Cliffwater Corp Lending Fund I (CCLFX)	$15,001 - $50,000	Dividend	$500,001 - $1,000,000	Cash/Market

Transactions	Transaction Type	Transaction Date	Transaction Value
(1).	Buy	Aug 21, 2025	$250,001 - $500,000

10-H.	Vanguard Intermediate Tax Exempt Admiral (VWIUX)	$15,001 - $50,000	Dividend	$1,000,001 - $5,000,000	Cash/Market

Transactions	Transaction Type	Transaction Date	Transaction Value
(1).	Buy (add'l)	Jan 2, 2025	$500,001 - $1,000,000
(2).	Buy (add'l)	May 14, 2025	$100,001 - $250,000
(3).	Buy (add'l)	Jun 6, 2025	$250,001 - $500,000
(4).	Buy (add'l)	Sep 10, 2025	$500,001 - $1,000,000

10-I.	Vanguard Limited Term Tax Exempt Admiral (VMLUX)	$15,001 - $50,000	Dividend	$1,000,001 - $5,000,000	Cash/Market

Transactions	Transaction Type	Transaction Date	Transaction Value
(1).	Buy (add'l)	Jan 2, 2025	$250,001 - $500,000
(2).	Buy (add'l)	Jan 13, 2025	$250,001 - $500,000
(3).	Buy (add'l)	Apr 9, 2025	$100,001 - $250,000

10-J.	Fidelity Treasury Only Money Market Fd (FDLXX) (cash eq.)	$50,001 - $100,000	Dividend	$5,000,001 - $25,000,000	Cash/Market

DESCRIPTION		INCOME AMOUNT	INCOME TYPE	GROSS VALUE	VALUE METHOD
Transactions	**Transaction Type**	**Transaction Date**	**Transaction Value**		
(1).	Buy	Mar 17, 2025	$1,000,001 - $5,000,000		
(2).	Sold (part)	Apr 9, 2025	$1,000,001 - $5,000,000		
(3).	Sold (part)	Apr 10, 2025	$15,001 - $50,000		
(4).	Sold (part)	Apr 30, 2025	$15,001 - $50,000		
(5).	Buy (add'l)	May 7, 2025	$500,001 - $1,000,000		
(6).	Sold (part)	May 9, 2025	$15,001 - $50,000		
(7).	Sold (part)	May 14, 2025	$500,001 - $1,000,000		
(8).	Sold (part)	May 23, 2025	$500,001 - $1,000,000		
(9).	Sold (part)	May 28, 2025	$50,001 - $100,000		
(10).	Sold (part)	Jun 13, 2025	$50,001 - $100,000		
(11).	Sold (part)	Jun 24, 2025	$15,001 - $50,000		
(12).	Sold (part)	Jun 26, 2025	$15,001 - $50,000		
(13).	Sold (part)	Jun 30, 2025	$15,001 - $50,000		
(14).	Buy (add'l)	Jul 9, 2025	$1,000,001 - $5,000,000		
(15).	Sold (part)	Jul 11, 2025	$100,001 - $250,000		
(16).	Sold (part)	Jul 15, 2025	$500,001 - $1,000,000		
(17).	Sold (part)	Jul 17, 2025	$50,001 - $100,000		
(18).	Sold (part)	Jul 21, 2025	$15,001 - $50,000		
(19).	Sold (part)	Jul 31, 2025	$50,001 - $100,000		
(20).	Sold (part)	Aug 26, 2025	$250,001 - $500,000		
(21).	Sold (part)	Sep 5, 2025	$50,001 - $100,000		
(22).	Buy (add'l)	Sep 23, 2025	$100,001 - $250,000		
(23).	Buy (add'l)	Oct 4, 2025	$1,000,001 - $5,000,000		
(24).	Sold (part)	Oct 8, 2025	$100,001 - $250,000		
(25).	Sold (part)	Oct 15, 2025	$1,000,001 - $5,000,000		
(26).	Sold (part)	Oct 17, 2025	$50,001 - $100,000		
(27).	Sold (part)	Oct 20, 2025	$250,001 - $500,000		
(28).	Sold (part)	Oct 21, 2025	$15,001 - $50,000		
(29).	Sold (part)	Nov 13, 2025	$500,001 - $1,000,000		
(30).	Buy (add'l)	Nov 21, 2025	$1,000,001 - $5,000,000		
(31).	Sold (part)	Nov 25, 2025	$50,001 - $100,000		
(32).	Sold (part)	Nov 28, 2025	$1,000,001 - $5,000,000		
(33).	Buy (add'l)	Dec 1, 2025	$5,000,001 - $25,000,000		
(34).	Sold (part)	Dec 1, 2025	$50,001 - $100,000		
(35).	Sold (part)	Dec 2, 2025	$15,000 or less		
(36).	Buy (add'l)	Dec 12, 2025	$1,000,001 - $5,000,000		
(37).	Sold (part)	Dec 15, 2025	$15,001 - $50,000		
(38).	Sold (part)	Dec 17, 2025	$250,001 - $500,000		
(39).	Sold (part)	Dec 18, 2025	$15,001 - $50,000		
(40).	Sold (part)	Dec 22, 2025	$100,001 - $250,000		
(41).	Buy (add'l)	Dec 26, 2025	$1,000,001 - $5,000,000		
(42).	Sold (part)	Dec 31, 2025	$15,000 or less		
10-K.	iShares Core S&P Total US Stock (ITOT)	$50,001 - $100,000	Dividend,Gain	$1,000,001 - $5,000,000	Cash/Market
Transactions	**Transaction Type**	**Transaction Date**	**Transaction Value**		
(1).	Buy (add'l)	Feb 21, 2025	$250,001 - $500,000		
(2).	Buy (add'l)	Jun 9, 2025	$100,001 - $250,000		
(3).	Sold (part)	Jun 27, 2025	$250,001 - $500,000		
(4).	Buy (add'l)	Aug 21, 2025	$500,001 - $1,000,000		
(5).	Buy (add'l)	Sep 10, 2025	$250,001 - $500,000		
10-L.	Ishares S&P 500 ETF (IVV)	$15,001 - $50,000	Dividend	$1,000,001 - $5,000,000	Cash/Market

ADMINISTRATIVE OFFICE OF THE UNITED STATES COURTS

	DESCRIPTION	INCOME AMOUNT	INCOME TYPE	GROSS VALUE	VALUE METHOD
	Transactions **Transaction Type** **Transaction Date** **Transaction Value**				
	(1). Buy (add'l) Jan 2, 2025 $500,001 - $1,000,000				
	(2). Buy (add'l) Jan 13, 2025 $500,001 - $1,000,000				
	(3). Buy (add'l) Feb 21, 2025 $100,001 - $250,000				
	(4). Buy (add'l) Apr 9, 2025 $100,001 - $250,000				
	(5). Buy (add'l) Jul 15, 2025 $50,001 - $100,000				
	(6). Buy (add'l) Aug 21, 2025 $500,001 - $1,000,000				
10-M.	Ishares S&P Midcap 400 Index Fund (IJH)	$15,001 - $50,000	Dividend	$1,000,001 - $5,000,000	Cash/Market
	Transactions **Transaction Type** **Transaction Date** **Transaction Value**				
	(1). Buy (add'l) Jan 2, 2025 $100,001 - $250,000				
	(2). Buy (add'l) May 14, 2025 $100,001 - $250,000				
	(3). Buy (add'l) Aug 21, 2025 $250,001 - $500,000				
10-N.	Ishares TR Rus 1000 Grw ETF (IWF)	$5,001 - $15,000	Dividend	$1,000,001 - $5,000,000	Cash/Market
	Transactions **Transaction Type** **Transaction Date** **Transaction Value**				
	(1). Buy (add'l) Jan 2, 2025 $250,001 - $500,000				
	(2). Buy (add'l) Jan 13, 2025 $250,001 - $500,000				
	(3). Buy (add'l) Apr 9, 2025 $100,001 - $250,000				
	(4). Buy (add'l) Aug 21, 2025 $250,001 - $500,000				
10-O.	Ishares TR MSCI USA Qlt ETF (QUAL)	$5,001 - $15,000	Dividend	$1,000,001 - $5,000,000	Cash/Market
	Transactions **Transaction Type** **Transaction Date** **Transaction Value**				
	(1). Buy (add'l) Jan 2, 2025 $250,001 - $500,000				
	(2). Buy (add'l) Mar 5, 2025 $50,001 - $100,000				
	(3). Buy (add'l) Jun 9, 2025 $250,001 - $500,000				
	(4). Buy (add'l) Aug 21, 2025 $100,001 - $250,000				
10-P.	iShares Core MSCI EAFE ETF (IEFA)	$50,001 - $100,000	Dividend	$1,000,001 - $5,000,000	Cash/Market
	Transactions **Transaction Type** **Transaction Date** **Transaction Value**				
	(1). Buy (add'l) Jan 13, 2025 $100,001 - $250,000				
	(2). Buy (add'l) Mar 5, 2025 $100,001 - $250,000				
	(3). Buy (add'l) Apr 9, 2025 $100,001 - $250,000				
	(4). Buy (add'l) Jun 9, 2025 $100,001 - $250,000				
	(5). Buy (add'l) Aug 21, 2025 $250,001 - $500,000				
10-Q.	SPDR Portfolio S&P 500 Value ETF (SPYV)	$15,001 - $50,000	Dividend	$1,000,001 - $5,000,000	Cash/Market
	Transactions **Transaction Type** **Transaction Date** **Transaction Value**				
	(1). Buy (add'l) Jan 2, 2025 $100,001 - $250,000				
	(2). Buy (add'l) Jan 13, 2025 $100,001 - $250,000				
	(3). Buy (add'l) Apr 9, 2025 $50,001 - $100,000				
	(4). Buy (add'l) May 14, 2025 $100,001 - $250,000				
	(5). Buy (add'l) Jul 15, 2025 $50,001 - $100,000				
	(6). Buy (add'l) Aug 21, 2025 $250,001 - $500,000				
10-R.	Schwab US Dividend Equity ETF (SCHD)	$15,001 - $50,000	Dividend	$1,000,001 - $5,000,000	Cash/Market
	Transactions **Transaction Type** **Transaction Date** **Transaction Value**				
	(1). Buy (add'l) Jan 2, 2025 $100,001 - $250,000				
	(2). Buy (add'l) Jan 13, 2025 $50,001 - $100,000				
	(3). Buy (add'l) Aug 21, 2025 $250,001 - $500,000				
	(4). Buy (add'l) Sep 10, 2025 $100,001 - $250,000				

ADMINISTRATIVE OFFICE OF THE UNITED STATES COURTS

	DESCRIPTION	INCOME AMOUNT	INCOME TYPE	GROSS VALUE	VALUE METHOD
10-S.	JPMorgan Exchange Traded Fd Ultra Shrt (JPST)	$2,501 - $5,000	Dividend,Gain		

Transactions	Transaction Type	Transaction Date	Transaction Value
(1).	Buy	May 28, 2025	$50,001 - $100,000
(2).	Buy (add'l)	Jun 9, 2025	$100,001 - $250,000
(3).	Sold	Jun 27, 2025	$250,001 - $500,000
(4).	Buy	Jul 15, 2025	$250,001 - $500,000
(5).	Sold	Aug 26, 2025	$250,001 - $500,000

10-T.	Vanguard Short-Term Treas Index Fund ETF (VGSH)	$5,001 - $15,000	Dividend,Gain		

Transactions	Transaction Type	Transaction Date	Transaction Value
(1).	Buy	Jan 13, 2025	$100,001 - $250,000
(2).	Buy (add'l)	Mar 5, 2025	$250,001 - $500,000
(3).	Buy (add'l)	May 14, 2025	$100,001 - $250,000
(4).	Sold	Jun 16, 2025	$500,001 - $1,000,000

10-U.	iShares 0-3 Month Treas Bond ETF (SGOV)	$15,001 - $50,000	Dividend	$1,000,001 - $5,000,000	Cash/Market

Transactions	Transaction Type	Transaction Date	Transaction Value
(1).	Buy	Nov 13, 2025	$1,000,001 - $5,000,000

10-V.	US Treasury Bills		None	$5,000,001 - $25,000,000	Cash/Market
11.	**(H) Account #10**				
11-A.	Fidelity (cash)	$1,000 or less	Interest	$15,001 - $50,000	Cash/Market
11-B.	Fidelity Treasury Money Market Fund (FZFXX) (cash eq.)	$1,000 or less	Dividend		

Transactions	Transaction Type	Transaction Date	Transaction Value
(1).	Buy (add'l)	Jan 2, 2025	$15,000 or less
(2).	Sold (part)	Jan 8, 2025	$15,001 - $50,000
(3).	Buy (add'l)	Feb 3, 2025	$15,000 or less
(4).	Buy (add'l)	Mar 3, 2025	$15,000 or less
(5).	Sold	Mar 12, 2025	$15,000 or less

11-C.	Arizona St Transn Brd Excise Tax Rev 5% 07/01/2025	$1,001 - $2,500	Interest		
	Additional Explanation: Redeemed				
11-D.	Utah Metropolitan Wtr Dist Salt Lake 5% 10/01/2024	$1,000 or less	Interest		
	Additional Explanation: Redeemed				
11-E.	Colorado St Higher Lease Pur Fing 5% 09/01/2025	$1,000 or less	Interest		
	Additional Explanation: Redeemed				
11-F.	Stoneham Mass Go Mun Purp Ln Bds Ser.	$1,001 - $2,500	Interest	$15,001 - $50,000	Cash/Market
11-G.	Florida St Brd Ed Pub Ed Cap Outlay 5% 06/01/2026	$1,000 or less	Interest	$15,001 - $50,000	Cash/Market
11-H.	Yamhill Cnty Ore Sch Dist No 029J Go Bds 4% 06/15/2026	$1,000 or less	Interest	$15,001 - $50,000	Cash/Market
11-I.	Columbus Ohio Go Var Purp Ref Bds 5% 07/01/2026	$1,001 - $2,500	Interest	$15,001 - $50,000	Cash/Market
11-J.	Knoxville Tenn Waste Wtr Sys Rev Ref Bds 5% 04/01/2027	$1,001 - $2,500	Interest	$15,001 - $50,000	Cash/Market
11-K.	King Cty Wash Sch Dist No 412 4% 12/01/2027	$1,000 or less	Interest	$15,001 - $50,000	Cash/Market
11-L.	Austin Tex Indpt Sch Dist Unltd Tax Bldg 5% 08/01/2028	$1,000 or less	Interest	$15,001 - $50,000	Cash/Market
11-M.	Charlotte NC Ctfs Partn Ref Cops Ser.	$2,501 - $5,000	Interest	$50,001 - $100,000	Cash/Market

	DESCRIPTION	INCOME AMOUNT	INCOME TYPE	GROSS VALUE	VALUE METHOD
11-N.	Los Angeles Cnty Calif Met Transn 5% 06/01/2029	$1,000 or less	Interest	$15,001 - $50,000	Cash/Market
11-O.	Alabama St Pub Sch & College Auth Cap 45% 11/01/29	$1,001 - $2,500	Interest	$15,001 - $50,000	Cash/Market
11-P.	Washington St Motor Veh Fuel Tax Related 5% 06/01/2030	$1,000 or less	Interest	$15,001 - $50,000	Cash/Market
11-Q.	Harrisburg SD Indpt Sch Dist No 41-2 Go 5% 08/01/2030	$1,001 - $2,500	Interest	$15,001 - $50,000	Cash/Market
11-R.	Cleveland Cnty Okla Edl Facs Auth Edl 4% 06/01/2031	$1,001 - $2,500	Interest	$15,001 - $50,000	Cash/Market
11-S.	California St Var Purp Go Ref Bds	$1,001 - $2,500	Interest	$15,001 - $50,000	Cash/Market
11-T.	New Jersey St Edl Facs Auth Rev Bds	$1,001 - $2,500	Interest	$15,001 - $50,000	Cash/Market
11-U.	New Mexico St Severance Tax Bds	$1,000 or less	Interest	$15,001 - $50,000	Cash/Market
11-V.	Ohio St Wtr Dev Auth Rev Fresh Bds Ser.	$1,001 - $2,500	Interest	$15,001 - $50,000	Cash/Market
11-W.	Miami-Dade Cnty Fla Spl Oblig Cap Asset	$1,001 - $2,500	Interest	$50,001 - $100,000	Cash/Market
11-X.	Mansfield Tex Combination Tax Rev	$1,000 or less	Interest	$15,001 - $50,000	Cash/Market
11-Y.	Clark Cnty Nev Sch Dis Ltd Tax GO 5%		None	$15,001 - $50,000	Cash/Market

Transactions	Transaction Type	Transaction Date	Transaction Value
(1).	Buy	Sep 25, 2025	$15,001 - $50,000

11-Z.	Louisiana St Go Ref Bds Ser 2024C	$1,001 - $2,500	Interest	$15,001 - $50,000	Cash/Market
11-AA.	Wisconsin St Environmental Impt 4% 06/01/2035	$1,000 or less	Interest	$15,001 - $50,000	Cash/Market
11-AB.	Springfield MO Pub Util 5% Rev Ref Bds		None	$50,001 - $100,000	Cash/Market

Transactions	Transaction Type	Transaction Date	Transaction Value
(1).	Buy	Jul 9, 2025	$50,001 - $100,000

11-AC.	Virginia College Bldg Auth VA Edl	$1,000 or less	Interest	$15,001 - $50,000	Cash/Market
11-AD.	Baltimore Cnty Md Consolidated Pub 4% 03/01/2026	$1,000 or less	Interest	$15,001 - $50,000	Cash/Market
11-AE.	Virginia St Pub Bldg Auth Pub Facs Rev 4% 08/01/2040	$1,000 or less	Interest	$15,001 - $50,000	Cash/Market
11-AF.	Michigan St Trunk Line Fd Bds 4% 11/15/2041	$1,000 or less	Interest	$15,001 - $50,000	Cash/Market
11-AG.	Dallas Fort Worth Tex Intl Arpt	$1,001 - $2,500	Interest	$15,001 - $50,000	Cash/Market
12.	**(H) Account #11**				
12-A.	T Rowe Price MD 529 Portfolio 2027		None	$250,001 - $500,000	Cash/Market
13.	**(H) Account #12**				
13-A.	T Rowe Price MD 529 Portfolio Education Today		None	$100,001 - $250,000	Cash/Market

Transactions	Transaction Type	Transaction Date	Transaction Value
(1).	Sold (part)	Jul 9, 2025	$15,001 - $50,000
(2).	Sold (part)	Nov 21, 2025	$15,000 or less

13-B.	T Rowe Price MD 529 Portfolio 2027		None	$15,000 or less	Cash/Market

Transactions	Transaction Type	Transaction Date	Transaction Value
(1).	Sold (part)	Nov 21, 2025	$15,001 - $50,000

ADMINISTRATIVE OFFICE OF THE UNITED STATES COURTS

	DESCRIPTION	INCOME AMOUNT	INCOME TYPE	GROSS VALUE	VALUE METHOD
14.	**(H) Account #13**				
14-A.	Fidelity Treasury Money Market Fund (cash eq.) (FZFXX)	$1,000 or less	Dividend		
	Transactions **Transaction Type** **Transaction Date** **Transaction Value**				
	(1). Sold Mar 12, 2025 $15,000 or less				
14-B.	Fidelity Total Market Index Fund (FSKAX)	$1,000 or less	Dividend	$15,001 - $50,000	Cash/Market
14-C.	Fidelity 500 Index Fund (FXAIX)	$5,001 - $15,000	Dividend,Gain	$15,001 - $50,000	Cash/Market
	Transactions **Transaction Type** **Transaction Date** **Transaction Value**				
	(1). Sold (part) Nov 26, 2025 $15,001 - $50,000				
14-D.	Lazard Global Listed Infrastructure Instl (GLIFX)	$1,000 or less	Dividend	$15,000 or less	Cash/Market
	Transactions **Transaction Type** **Transaction Date** **Transaction Value**				
	(1). Buy Aug 4, 2025 $15,000 or less				
14-E.	Baird Short Term Bd Fd Instl (BSBIX)	$1,000 or less	Dividend	$15,000 or less	Cash/Market
	Transactions **Transaction Type** **Transaction Date** **Transaction Value**				
	(1). Buy Aug 4, 2025 $15,000 or less				
14-F.	Baird Aggregate Bond Fund Inst (BAGIX)	$1,000 or less	Dividend	$15,000 or less	Cash/Market
14-G.	Fidelity Treasury Money Market Fund (cash eq.) (FDLXX)	$1,000 or less	Dividend	$15,000 or less	Cash/Market
	Transactions **Transaction Type** **Transaction Date** **Transaction Value**				
	(1). Buy Dec 12, 2025 $15,000 or less				
14-H.	iShares Core S&P Mid-Cap ETF (IJH)	$1,000 or less	Dividend	$15,000 or less	Cash/Market
14-I.	iShares Core MSCI EAFE ETF (IEFA)	$1,000 or less	Dividend	$15,000 or less	Cash/Market
	Transactions **Transaction Type** **Transaction Date** **Transaction Value**				
	(1). Buy Aug 4, 2025 $15,000 or less				
14-J.	SPDR Portfolio S&P 500 Value ETF (SPYV)	$1,000 or less	Dividend	$15,001 - $50,000	Cash/Market
14-K.	Schwab U.S. Dividend Equity ETF (SCHD)	$1,001 - $2,500	Dividend,Gain	$15,000 or less	Cash/Market
	Transactions **Transaction Type** **Transaction Date** **Transaction Value**				
	(1). Sold (part) Nov 26, 2025 $15,000 or less				
15.	**(H) Account #14**				
15-A.	Fidelity Treasury Money Market Fund (FZFXX) (cash eq.)	$1,000 or less	Dividend		
	Transactions **Transaction Type** **Transaction Date** **Transaction Value**				
	(1). Sold Mar 12, 2025 $15,000 or less				
15-B.	Fidelity Total Market Index Fund (FSKAX)	$1,000 or less	Dividend	$15,001 - $50,000	Cash/Market
15-C.	Fidelity 500 Index Fund (FXAIX)	$1,000 or less	Dividend	$15,001 - $50,000	Cash/Market
15-D.	Lazard Global Listed Infrastructure Instl (GLIFX)	$1,000 or less	Dividend	$15,000 or less	Cash/Market
	Transactions **Transaction Type** **Transaction Date** **Transaction Value**				
	(1). Buy Aug 4, 2025 $15,000 or less				
15-E.	Baird Short Term Bd Fd Instl (BSBIX)	$1,000 or less	Dividend	$15,000 or less	Cash/Market
	Transactions **Transaction Type** **Transaction Date** **Transaction Value**				
	(1). Buy Aug 4, 2025 $15,000 or less				



	DESCRIPTION	INCOME AMOUNT	INCOME TYPE	GROSS VALUE	VALUE METHOD
15-F.	Baird Aggregate Bond Fund Instl (BAGIX)	$1,000 or less	Dividend	$15,000 or less	Cash/Market
15-G.	Fidelity Treasury Money Market Fund (cash eq.) (FDLXX)	$1,000 or less	Dividend	$15,000 or less	Cash/Market
	Transactions	**Transaction Type**	**Transaction Date**	**Transaction Value**	
	(1).	Buy	Dec 12, 2025	$15,000 or less	
15-H.	iShares Core S&P Mid-Cap ETF (IJH)	$1,000 or less	Dividend	$15,000 or less	Cash/Market
15-I.	iShares Core MSCI EAFE ETF (IEFA)	$1,000 or less	Dividend	$15,000 or less	Cash/Market
	Transactions	**Transaction Type**	**Transaction Date**	**Transaction Value**	
	(1).	Buy	Aug 4, 2025	$15,000 or less	
15-J.	SPDR Portfolio S&P 500 Value ETF (SPYV)	$1,000 or less	Dividend	$15,001 - $50,000	Cash/Market
15-K.	Schwab U.S. Dividend Equity ETF (SCHD)	$1,000 or less	Dividend	$15,001 - $50,000	Cash/Market
16.	**(H) Account #15**				
16-A.	Fidelity Treasury Money Market Fund (FZFXX) (cash eq.)	$1,001 - $2,500	Dividend		
	Transactions	**Transaction Type**	**Transaction Date**	**Transaction Value**	
	(1).	Sold	Mar 12, 2025	$15,000 or less	
16-B.	Fidelity Total Market Index Fund (FSKAX)	$1,000 or less	Dividend	$15,001 - $50,000	Cash/Market
16-C.	Fidelity 500 Index Fund (FXAIX)	$1,000 or less	Dividend	$15,001 - $50,000	Cash/Market
16-D.	Lazard Global Listed Infrastructure Instl (GLIFX)	$1,000 or less	Dividend	$15,000 or less	Cash/Market
	Transactions	**Transaction Type**	**Transaction Date**	**Transaction Value**	
	(1).	Buy	Aug 4, 2025	$15,000 or less	
16-E.	Baird Short Term Bd Fd Instl (BSBIX)	$1,000 or less	Dividend	$15,000 or less	Cash/Market
	Transactions	**Transaction Type**	**Transaction Date**	**Transaction Value**	
	(1).	Buy	Aug 4, 2025	$15,000 or less	
16-F.	Baird Aggregate Bond Fund Instl (BAGIX)	$1,000 or less	Dividend	$15,000 or less	Cash/Market
16-G.	Fidelity Treasury Money Market Fund (cash eq.) (FDLXX)	$1,000 or less	Dividend	$15,000 or less	Cash/Market
	Transactions	**Transaction Type**	**Transaction Date**	**Transaction Value**	
	(1).	Buy	Dec 12, 2025	$15,000 or less	
16-H.	iShares Core S&P Mid-Cap ETF (IJH)	$1,000 or less	Dividend	$15,000 or less	Cash/Market
16-I.	iShares Core MSCI EAFE ETF (IEFA)	$1,000 or less	Dividend	$15,000 or less	Cash/Market
	Transactions	**Transaction Type**	**Transaction Date**	**Transaction Value**	
	(1).	Buy	Aug 4, 2025	$15,000 or less	
16-J.	SPDR Portfolio S&P 500 Value ETF (SPYV)	$1,000 or less	Dividend	$15,000 or less	Cash/Market
16-K.	Schwab U.S. Dividend Equity ETF (SCHD)	$1,000 or less	Dividend	$15,000 or less	Cash/Market
17.	**(H) Account #16**				
17-A.	Fidelity Treasury Money Market Fund (cash eq.) (FZFXX)	$1,000 or less	Dividend		



	DESCRIPTION	INCOME AMOUNT	INCOME TYPE	GROSS VALUE	VALUE METHOD

Transactions	Transaction Type	Transaction Date	Transaction Value
(1).	Buy	Feb 19, 2025	$15,001 - $50,000
(2).	Sold	Mar 12, 2025	$15,001 - $50,000

17-B.	Fidelity Treasury Only Money Market (cash eq.) (FDLXX)	$2,501 - $5,000	Dividend		

Transactions	Transaction Type	Transaction Date	Transaction Value
(1).	Buy	Mar 20, 2025	$100,001 - $250,000
(2).	Buy (add'l)	Mar 21, 2025	$15,001 - $50,000
(3).	Sold (part)	Aug 22, 2025	$15,001 - $50,000
(4).	Sold (part)	Oct 24, 2025	$15,000 or less
(5).	Sold (part)	Nov 6, 2025	$50,001 - $100,000
(6).	Sold	Dec 23, 2025	$15,001 - $50,000

18.	**(H) Account #17**				
18-A.	Vanguard S&P 500 ETF (VOO)	$1,000 or less	Dividend	$15,000 or less	Cash/Market
19.	**(H) Account #18**				
19-A.	Fidelity Core Account (cash)	$1,000 or less	Interest		

Additional Explanation: This asset is reportable due to income only. There is no reportable value. There was not a reportable transaction.

VIII. Additional Information or Explanations

I do not have any Additional Information to report
No entries in this section