Annual, 2025

Financial Disclosure Report (AO Form 10)

Filer's Information
Gujarati, Diane
U.S. District Court - New York Eastern
District Judge

I certify that all information given above (including information pertaining to my spouse and minor or dependent children, if any) is accurate, true, and complete to the best of my knowledge and belief, and that any information not reported was withheld because it met applicable statutory provisions permitting non-disclosure.

I further certify that earned income from outside employment and honoraria and the acceptance of gifts which have been reported are in compliance with the provisions of 5 U.S.C. & os_statute_placeholder; 13141 et. seq., 5 U.S.C. & os_statute_placeholder; 7353, and Judicial Conference regulations.

/s/ Gujarati, Diane [electronically signed on Jul 16, 2026 1:07pm by Gujarati, Diane in JEFS]

I. Positions

	ORGANIZATION/ENTITY NAME	ORGANIZATION/ENTITY TYPE	POSITION HELD
1.	New York University School of Law	University/College	Advisory Board Member
	Additional Explanation: Program on Corporate Compliance and Enforcement. This is an unpaid position.		
2.	Practicing Law Institute	Non-Profit	Board of Trustees Member

II. Agreements

I do not have any Agreements to report
No entries in this section

III A. Filer Non-Investment Income

I do not have any Filer Non-Investment Income to report
No entries in this section

III B. Spouse Non-Investment Income

	SOURCE	DESCRIPTION	HONORARIUM	HONORARIUM AMOUNT	HONORARIUM DATE
1.	[redacted]	Salary	No	$0.00	
2.	Self-employed	Communications	No	$0.00	

IV. Reimbursements

I do not have any Reimbursements to report
No entries in this section

V. Gifts

I do not have any Gifts to report
No entries in this section

VI. Liabilities

I do not have any Liabilities to report
No entries in this section

VII. Investments and Trusts

	DESCRIPTION	INCOME AMOUNT	INCOME TYPE	GROSS VALUE	VALUE METHOD
1.	**(H) Individual Assets**				
1-A.	Chase (cash)	$1,000 or less	Interest	$100,001 - $250,000	Cash/Market
2.	**(H) Account #1**				
2-A.	JP Morgan Core Bond Fund Class C (PGBOX)	$1,000 or less	Dividend	$15,000 or less	Cash/Market
3.	**(H) Account #2**				
3-A.	Fidelity Government Cash Reserves (FDRXX) (cash eq.)	$1,000 or less	Dividend	$15,000 or less	Cash/Market

Transactions	Transaction Type	Transaction Date	Transaction Value
(1).	Buy	Oct 28, 2025	$15,000 or less
(2).	Sold (part)	Oct 31, 2025	$15,000 or less

3-B.	Fidelity SAI Canada Equity Index Fund (FSCJX)	$1,000 or less	Dividend	$15,000 or less	Cash/Market
3-C.	Strategic Advisers Fidelity Emerging Markets (FGOMX)	$1,000 or less	Dividend	$15,000 or less	Cash/Market
3-D.	Strategic Advisers Fidelity US Total Stock (FCTDX)	$2,501 - $5,000	Dividend,Gain	$50,001 - $100,000	Cash/Market

Transactions	Transaction Type	Transaction Date	Transaction Value
(1).	Buy (add'l)	Mar 6, 2025	$15,000 or less
(2).	Sold (part)	May 9, 2025	$15,000 or less
(3).	Sold (part)	Jun 5, 2025	$15,000 or less
(4).	Sold (part)	Oct 28, 2025	$15,000 or less

3-E.	Strategic Advisers Fidelity International Fund (FUSIX)	$1,000 or less	Dividend	$15,001 - $50,000	Cash/Market
3-F.	Strategic Advisers Fidelity Core Income Fund (FIWGX)	$1,001 - $2,500	Dividend	$15,001 - $50,000	Cash/Market

Transactions	Transaction Type	Transaction Date	Transaction Value
(1).	Sold (part)	Nov 24, 2025	$15,000 or less

3-G.	Fidelity SAI Inflation Protected Bond Index (FSPWX)	$1,000 or less	Dividend	$15,000 or less	Cash/Market
3-H.	Fidelity SAI Low Duration Income (FZOLX)	$1,000 or less	Dividend	$15,000 or less	Cash/Market
3-I.	Fidelity SAI Long Term Treasury Bond Index (FBLTX)	$1,000 or less	Dividend	$15,000 or less	Cash/Market
4.	**(H) Account #3**				
4-A.	Fidelity Balanced Fund (FBALX)	$1,000 or less	Dividend	$15,000 or less	Cash/Market
5.	**(H) Account #4**				

	DESCRIPTION	INCOME AMOUNT	INCOME TYPE	GROSS VALUE	VALUE METHOD
5-A.	Fidelity Government Cash Reserves (FDRXX) (cash eq.)	$1,000 or less	Dividend	$15,000 or less	Cash/Market
5-B.	Fidelity SAI Canada Equity Index Fund (FSCJX)	$1,000 or less	Dividend	$15,000 or less	Cash/Market
5-C.	Fidelity SAI Inflation Focused FD (FIFGX)	$1,000 or less	Dividend	$15,000 or less	Cash/Market
5-D.	Strategic Advisers Fidelity Alternatives Fd (FSAOX)	$1,000 or less	Dividend	$15,000 or less	Cash/Market
5-E.	Strategic Advisers Fidelity Emerging Markets (FGOMX)	$1,000 or less	Dividend	$15,000 or less	Cash/Market
5-F.	Strategic Advisers Fidelity US Total Stock (FCTDX)	$2,501 - $5,000	Dividend,Gain	$50,001 - $100,000	Cash/Market

Transactions	Transaction Type	Transaction Date	Transaction Value
(1).	Buy (add'l)	Mar 6, 2025	$15,000 or less
(2).	Sold (part)	Apr 17, 2025	$15,000 or less
(3).	Sold (part)	Jun 5, 2025	$15,000 or less
(4).	Buy (add'l)	Nov 24, 2025	$15,000 or less

5-G.	Strategic Advisers Fidelity International Fund (FUSIX)	$1,000 or less	Dividend,Gain	$15,001 - $50,000	Cash/Market

Transactions	Transaction Type	Transaction Date	Transaction Value
(1).	Sold (part)	Mar 6, 2025	$15,000 or less

5-H.	Strategic Advisers Fidelity Core Income (FIWGX)	$1,001 - $2,500	Dividend	$15,001 - $50,000	Cash/Market

Transactions	Transaction Type	Transaction Date	Transaction Value
(1).	Sold (part)	Nov 24, 2025	$15,000 or less

5-I.	Fidelity SAI Inflation Protected Bond Index (FSPWX)	$1,000 or less	Dividend	$15,000 or less	Cash/Market
5-J.	Fidelity SAI Low Duration Income (FZOLX)	$1,000 or less	Dividend	$15,000 or less	Cash/Market
5-K.	Fid SAI Long Term Treasury Bond Index (FBLTX)	$1,000 or less	Dividend	$15,000 or less	Cash/Market
5-L.	Fidelity SAI High Income Fund (FSHGX)	$1,000 or less	Dividend	$15,000 or less	Cash/Market
6.	**(H) Account #5**				
6-A.	Fidelity Magellan (FMAGX)	$1,000 or less	Dividend	$15,000 or less	Cash/Market
7.	**(H) Account #6**				
7-A.	Fidelity Government Cash Reserves (FDRXX) (cash eq.)	$1,000 or less	Dividend	$15,000 or less	Cash/Market

Transactions	Transaction Type	Transaction Date	Transaction Value
(1).	Sold (part)	Feb 28, 2025	$15,000 or less
(2).	Buy (add'l)	Mar 6, 2025	$15,000 or less
(3).	Sold (part)	Apr 17, 2025	$15,000 or less
(4).	Sold (part)	May 16, 2025	$15,000 or less
(5).	Buy (add'l)	Jun 5, 2025	$15,000 or less
(6).	Sold (part)	Aug 22, 2025	$15,000 or less

7-B.	Fidelity SAI Canada Equity Index Fund (FSCJX)	$1,000 or less	Dividend	$15,001 - $50,000	Cash/Market

Transactions	Transaction Type	Transaction Date	Transaction Value
(1).	Buy (add'l)	Feb 7, 2025	$15,000 or less
(2).	Buy (add'l)	Apr 17, 2025	$15,000 or less
(3).	Buy (add'l)	May 9, 2025	$15,000 or less
(4).	Buy (add'l)	Jun 27, 2025	$15,000 or less
(5).	Buy (add'l)	Aug 7, 2025	$15,000 or less
(6).	Buy (add'l)	Nov 24, 2025	$15,000 or less

7-C.	Fidelity SAI Inflation Focused FD (FIFGX)	$1,000 or less	Dividend,Gain	$15,000 or less	Cash/Market



	DESCRIPTION	INCOME AMOUNT	INCOME TYPE	GROSS VALUE	VALUE METHOD

Transactions	Transaction Type	Transaction Date	Transaction Value
(1).	Buy (add'l)	Apr 17, 2025	$15,000 or less
(2).	Sold (part)	Aug 7, 2025	$15,000 or less
(3).	Sold (part)	Dec 18, 2025	$15,000 or less

7-D. Strategic Advisers Fidelity Alternatives Fd (FSAOX) | $1,000 or less | Dividend | $15,000 or less | Cash/Market

Transactions	Transaction Type	Transaction Date	Transaction Value
(1).	Buy	Jun 27, 2025	$15,000 or less
(2).	Buy (add'l)	Aug 7, 2025	$15,000 or less
(3).	Buy (add'l)	Sep 26, 2025	$15,000 or less
(4).	Buy (add'l)	Nov 24, 2025	$15,000 or less

7-E. Strategic Advisers Fidelity Emerging Markets (FGOMX) | $2,501 - $5,000 | Dividend,Gain | $100,001 - $250,000 | Cash/Market

Transactions	Transaction Type	Transaction Date	Transaction Value
(1).	Buy (add'l)	Feb 7, 2025	$15,000 or less
(2).	Sold (part)	Apr 17, 2025	$15,000 or less
(3).	Sold (part)	Jun 27, 2025	$15,000 or less
(4).	Sold (part)	Aug 7, 2025	$15,000 or less
(5).	Sold (part)	Sep 26, 2025	$15,000 or less
(6).	Sold (part)	Nov 24, 2025	$15,000 or less
(7).	Buy (add'l)	Dec 18, 2025	$15,000 or less

7-F. Strategic Advisers Fidelity US Total Stock (FCTDX) | $15,001 - $50,000 | Dividend,Gain | $500,001 - $1,000,000 | Cash/Market

Transactions	Transaction Type	Transaction Date	Transaction Value
(1).	Buy (add'l)	Mar 6, 2025	$15,001 - $50,000
(2).	Sold (part)	Apr 17, 2025	$15,000 or less
(3).	Sold (part)	May 9, 2025	$15,000 or less
(4).	Sold (part)	Jun 5, 2025	$15,001 - $50,000
(5).	Sold (part)	Jun 27, 2025	$15,000 or less
(6).	Buy (add'l)	Nov 24, 2025	$15,000 or less
(7).	Sold (part)	Dec 18, 2025	$15,000 or less

7-G. Strategic Advisers Fidelity International Fund (FUSIX) | $5,001 - $15,000 | Dividend,Gain | $100,001 - $250,000 | Cash/Market

Transactions	Transaction Type	Transaction Date	Transaction Value
(1).	Buy (add'l)	Feb 7, 2025	$15,000 or less
(2).	Sold (part)	Mar 6, 2025	$15,000 or less
(3).	Sold (part)	Apr 17, 2025	$15,000 or less
(4).	Sold (part)	May 9, 2025	$15,000 or less
(5).	Sold (part)	Jun 5, 2025	$15,000 or less
(6).	Sold (part)	Aug 7, 2025	$15,000 or less
(7).	Sold (part)	Sep 26, 2025	$15,000 or less
(8).	Buy (add'l)	Nov 24, 2025	$15,000 or less
(9).	Sold (part)	Dec 18, 2025	$15,000 or less

7-H. Fidelity SAI Emerging Markets Index (FERGX) | $1,001 - $2,500 | Gain

Transactions	Transaction Type	Transaction Date	Transaction Value
(1).	Sold (part)	Feb 7, 2025	$15,000 or less
(2).	Sold (part)	Mar 6, 2025	$15,000 or less
(3).	Sold	Apr 17, 2025	$15,000 or less

7-I. Fidelity SAI Real Estate Fund (FSRJX) | $1,000 or less | Dividend | $15,000 or less | Cash/Market



	DESCRIPTION	INCOME AMOUNT	INCOME TYPE	GROSS VALUE	VALUE METHOD

Transactions	Transaction Type	Transaction Date	Transaction Value
(1).	Buy (add'l)	Mar 6, 2025	$15,000 or less
(2).	Buy (add'l)	Apr 17, 2025	$15,000 or less

7-J.	Fidelity Advisor Strategic Inc CLI I (FSRIX)	$1,000 or less	Dividend	$15,000 or less	Cash/Market
7-K.	Fidelity Capital & Income (FAGIX)	$1,000 or less	Dividend	$15,000 or less	Cash/Market
7-L.	Strategic Advisers Fidelity Core Income Fund (FIWGX)	$5,001 - $15,000	Dividend	$250,001 - $500,000	Cash/Market

Transactions	Transaction Type	Transaction Date	Transaction Value
(1).	Sold (part)	Feb 7, 2025	$15,000 or less
(2).	Sold (part)	Mar 6, 2025	$15,000 or less
(3).	Buy (add'l)	Apr 17, 2025	$15,000 or less
(4).	Buy (add'l)	May 9, 2025	$15,000 or less
(5).	Buy (add'l)	Jun 5, 2025	$15,000 or less
(6).	Buy (add'l)	Jun 27, 2025	$15,000 or less
(7).	Buy (add'l)	Aug 7, 2025	$15,000 or less
(8).	Sold (part)	Sep 26, 2025	$15,000 or less
(9).	Sold (part)	Nov 24, 2025	$15,000 or less
(10).	Buy (add'l)	Dec 18, 2025	$15,000 or less

7-M.	Fidelity SAI Inflation Protected Bond Index (FSPWX)	$1,001 - $2,500	Dividend	$15,001 - $50,000	Cash/Market

Transactions	Transaction Type	Transaction Date	Transaction Value
(1).	Buy (add'l)	Feb 7, 2025	$15,000 or less
(2).	Sold (part)	Mar 6, 2025	$15,000 or less
(3).	Buy (add'l)	Jun 5, 2025	$15,000 or less
(4).	Buy (add'l)	Sep 26, 2025	$15,000 or less

7-N.	Fidelity SAI Short Term Bond Fund (FZOMX)	$1,000 or less	Dividend,Gain	$15,000 or less	Cash/Market

Transactions	Transaction Type	Transaction Date	Transaction Value
(1).	Sold (part)	Mar 6, 2025	$15,000 or less
(2).	Buy (add'l)	Apr 17, 2025	$15,000 or less
(3).	Sold (part)	Jun 27, 2025	$15,000 or less
(4).	Sold (part)	Aug 7, 2025	$15,000 or less
(5).	Sold (part)	Sep 26, 2025	$15,000 or less

7-O.	Fidelity SAI Low Duration Income Fund (FZOLX)	$1,000 or less	Dividend,Gain	$15,000 or less	Cash/Market

Transactions	Transaction Type	Transaction Date	Transaction Value
(1).	Sold (part)	Feb 7, 2025	$15,000 or less
(2).	Sold (part)	Mar 6, 2025	$15,000 or less
(3).	Buy (add'l)	Apr 17, 2025	$15,000 or less
(4).	Buy (add'l)	Jun 5, 2025	$15,000 or less
(5).	Sold (part)	Jun 27, 2025	$15,000 or less
(6).	Sold (part)	Aug 7, 2025	$15,000 or less
(7).	Sold (part)	Sep 26, 2025	$15,000 or less
(8).	Sold (part)	Nov 24, 2025	$15,000 or less

7-P.	Fidelity SAI Long Term Treas Bond Index (FBLTX)	$1,000 or less	Dividend	$15,001 - $50,000	Cash/Market

Transactions	Transaction Type	Transaction Date	Transaction Value
(1).	Buy	Mar 6, 2025	$15,000 or less
(2).	Buy (add'l)	Jun 27, 2025	$15,000 or less
(3).	Buy (add'l)	Sep 26, 2025	$15,000 or less
(4).	Buy (add'l)	Dec 18, 2025	$15,000 or less

7-Q.	Fidelity SAI High Income Fund (FSHGX)	$1,000 or less	Dividend	$15,000 or less	Cash/Market



	DESCRIPTION	INCOME AMOUNT	INCOME TYPE	GROSS VALUE	VALUE METHOD

Transactions	Transaction Type	Transaction Date	Transaction Value
(1).	Buy (add'l)	Apr 17, 2025	$15,000 or less
(2).	Buy (add'l)	May 9, 2025	$15,000 or less
(3).	Sold (part)	Dec 18, 2025	$15,000 or less

8.	**(H) Account #7**				
8-A.	Fidelity Zero Total Market Index (FZROX)	$1,000 or less	Dividend	$15,000 or less	Cash/Market
9.	**(H) Account #8**				
9-A.	Vanguard Total Bond Market Index Admiral (VBTLX)	$1,000 or less	Dividend	$15,000 or less	Cash/Market
9-B.	Vanguard Total International Bond Index Admiral (VTABX)	$1,000 or less	Dividend	$15,000 or less	Cash/Market
9-C.	Vanguard Total International Stock Index Admiral (VTIAX)	$1,000 or less	Dividend	$15,000 or less	Cash/Market
9-D.	Vanguard Total Stock Market Index Fund Admiral (VTSAX)	$1,000 or less	Dividend	$15,000 or less	Cash/Market
9-E.	Vangaurd Short-Term Inflation Protected Soc Index Adm (VTAPX)	$1,000 or less	Dividend	$15,000 or less	Cash/Market
10.	**(H) Account #9**				
10-A.	IBM Personal Pension Plan (cash)	$5,001 - $15,000	Interest	$100,001 - $250,000	Cash/Market
11.	**(H) Account #10**				
11-A.	Fidelity Government Cash Reserves (FDRXX) (cash eq.)	$1,000 or less	Dividend	$15,000 or less	Cash/Market

Transactions	Transaction Type	Transaction Date	Transaction Value
(1).	Sold (part)	Mar 6, 2025	$15,000 or less
(2).	Sold (part)	Sep 12, 2025	$15,000 or less
(3).	Buy (add'l)	Oct 2, 2025	$50,001 - $100,000
(4).	Sold (part)	Oct 2, 2025	$50,001 - $100,000
(5).	Buy (add'l)	Dec 8, 2025	$50,001 - $100,000
(6).	Sold (part)	Dec 9, 2025	$50,001 - $100,000
(7).	Buy (add'l)	Dec 12, 2025	$15,000 or less

11-B.	Fidelity Diversified International (FDIVX)	$1,001 - $2,500	Gain		

Transactions	Transaction Type	Transaction Date	Transaction Value
(1).	Sold (part)	May 30, 2025	$15,000 or less
(2).	Sold (part)	Jul 14, 2025	$15,000 or less
(3).	Sold	Oct 2, 2025	$15,000 or less

11-C.	Fidelity Intl Cap Appreciation Fund (FICQX) (was (FIVFX))	$1,001 - $2,500	Dividend,Gain		

Transactions	Transaction Type	Transaction Date	Transaction Value
(1).	Sold	Oct 2, 2025	$15,000 or less

11-D.	Fidelity Advisor Focused Em Mkts Z (FZAEX)	$1,000 or less	Dividend,Gain	$15,000 or less	Cash/Market

Transactions	Transaction Type	Transaction Date	Transaction Value
(1).	Sold (part)	Jan 23, 2025	$15,000 or less

11-E.	Fidelity Blue Chip Growth (FBGRX)	$2,501 - $5,000	Dividend,Gain	$15,000 or less	Cash/Market

Transactions	Transaction Type	Transaction Date	Transaction Value
(1).	Sold (part)	Jul 14, 2025	$15,000 or less
(2).	Sold (part)	Oct 2, 2025	$15,000 or less

11-F.	Artisan Intl Value Fund Inv CL (ARTKX)	$1,001 - $2,500	Dividend,Gain	$15,000 or less	Cash/Market

Transactions	Transaction Type	Transaction Date	Transaction Value
(1).	Sold (part)	Dec 8, 2025	$15,000 or less



	DESCRIPTION	INCOME AMOUNT	INCOME TYPE	GROSS VALUE	VALUE METHOD
11-G.	Calvert Emerging Markets Equity CL A (CVMAX)	$1,001 - $2,500	Dividend,Gain	$15,000 or less	Cash/Market

Transactions	Transaction Type	Transaction Date	Transaction Value
(1).	Sold (part)	Dec 8, 2025	$15,000 or less

11-H.	DFA Emerging Markets Core Equ Portf (DFCEX)	$1,000 or less	Dividend,Gain		

Transactions	Transaction Type	Transaction Date	Transaction Value
(1).	Sold (part)	Apr 28, 2025	$15,000 or less
(2).	Sold	Oct 2, 2025	$15,000 or less

11-I.	DFA Emerging Markets Portfolio (DFEMX)	$1,000 or less	Dividend	$15,000 or less	Cash/Market
11-J.	Dodge & Cox Internatl Stock CL I (DODFX)	$1,000 or less	Dividend	$15,000 or less	Cash/Market
11-K.	Harbor Intl Inst (HAINX)	$5,001 - $15,000	Dividend,Gain	$15,000 or less	Cash/Market

Transactions	Transaction Type	Transaction Date	Transaction Value
(1).	Sold (part)	Oct 2, 2025	$15,000 or less
(2).	Sold (part)	Dec 8, 2025	$15,000 or less

11-L.	Oakmark Fund Investor Class (OAKMX)	$1,000 or less	Dividend	$15,000 or less	Cash/Market
11-M.	Pear Tree Polaris Frgn Value Instl (QFVIX)	$1,001 - $2,500	Dividend,Gain	$15,000 or less	Cash/Market

Transactions	Transaction Type	Transaction Date	Transaction Value
(1).	Sold (part)	Jan 23, 2025	$15,000 or less
(2).	Sold (part)	Oct 2, 2025	$15,000 or less

11-N.	T Rowe Price U.S. Equity Research Fd (PRCOX)	$15,001 - $50,000	Dividend,Gain	$50,001 - $100,000	Cash/Market

Transactions	Transaction Type	Transaction Date	Transaction Value
(1).	Sold (part)	Oct 2, 2025	$15,000 or less
(2).	Sold (part)	Dec 8, 2025	$15,001 - $50,000

11-O.	T Rowe Price Overseas Stk Adv CL (PAEIX)	$1,000 or less	Dividend	$15,000 or less	Cash/Market
11-P.	Victory Trivalent Intl Small Cap I (MISIX)	$1,000 or less	Dividend	$15,000 or less	Cash/Market
11-Q.	Fidelity New York Muni Income (FTFMX)	$1,000 or less	Dividend	$15,001 - $50,000	Cash/Market
11-R.	SAI Municipal Bond Fund (FSMUX)	$2,501 - $5,000	Dividend,Gain	$15,001 - $50,000	Cash/Market

Transactions	Transaction Type	Transaction Date	Transaction Value
(1).	Sold (part)	Jan 23, 2025	$15,000 or less
(2).	Buy (add'l)	Apr 28, 2025	$15,000 or less
(3).	Buy (add'l)	May 30, 2025	$15,000 or less
(4).	Sold (part)	Oct 2, 2025	$15,000 or less
(5).	Sold (part)	Dec 8, 2025	$15,000 or less

11-S.	Strategic Adv Tax Sensitive Short Dur (FGNSX)	$1,000 or less	Dividend,Gain	$15,000 or less	Cash/Market

Transactions	Transaction Type	Transaction Date	Transaction Value
(1).	Sold (part)	Mar 6, 2025	$15,000 or less
(2).	Sold (part)	Oct 2, 2025	$15,000 or less
(3).	Sold (part)	Dec 8, 2025	$15,000 or less

11-T.	Invesco Exchange Traded Fd Tr S&P 500 (SPHQ)	$1,000 or less	Dividend,Gain	$15,000 or less	Cash/Market

Transactions	Transaction Type	Transaction Date	Transaction Value
(1).	Sold (part)	Oct 2, 2025	$15,000 or less

11-U.	Ishares MSCI EAFE ETF (EFA)	$1,000 or less	Dividend	$15,000 or less	Cash/Market
11-V.	Ishares Core S&P Mid-Cap ETF (IJH)	$2,501 - $5,000	Dividend,Gain	$15,000 or less	Cash/Market

Transactions	Transaction Type	Transaction Date	Transaction Value
(1).	Sold (part)	Oct 2, 2025	$15,000 or less
(2).	Sold (part)	Dec 8, 2025	$15,000 or less

11-W.	Ishares Core S&P Small-Cap E (IJR)	$1,000 or less	Dividend,Gain		

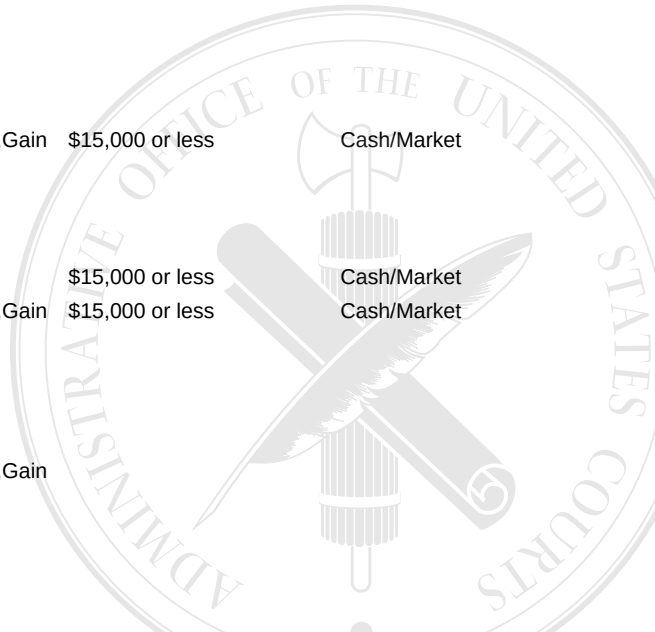

	DESCRIPTION	INCOME AMOUNT	INCOME TYPE	GROSS VALUE	VALUE METHOD

Transactions	Transaction Type	Transaction Date	Transaction Value
(1).	Sold (part)	Apr 28, 2025	$15,000 or less
(2).	Sold	May 30, 2025	$15,000 or less

11-X.	iShares US Small Cap Equity Factor ETF (SMLF)	$1,000 or less	Dividend		

Additional Explanation: This asset did not have a reportable value at the end of the reporting period. There were no reportable transactions after 3/6/25.

Transactions	Transaction Type	Transaction Date	Transaction Value
(1).	Buy	Mar 6, 2025	$15,000 or less

11-Y.	Schwab Strategic Tr Us Reit ETF (SCHH)	$1,000 or less	Dividend,Gain	$15,000 or less	Cash/Market

Transactions	Transaction Type	Transaction Date	Transaction Value
(1).	Sold (part)	Oct 2, 2025	$15,000 or less

11-Z.	Vanguard Index FDS Vanguard Growth (VUG)	$2,501 - $5,000	Dividend,Gain	$15,000 or less	Cash/Market

Transactions	Transaction Type	Transaction Date	Transaction Value
(1).	Sold (part)	Oct 2, 2025	$15,000 or less

11-AA.	Vanguard Index FDS Vanguard Value (VTV)	$1,001 - $2,500	Dividend,Gain		

Transactions	Transaction Type	Transaction Date	Transaction Value
(1).	Sold	Oct 2, 2025	$15,000 or less

11-AB.	Vanguard Mun BD FDS Tax-Exempt BD (VTEB)	$1,000 or less	Dividend,Gain	$15,000 or less	Cash/Market

Transactions	Transaction Type	Transaction Date	Transaction Value
(1).	Sold (part)	Mar 6, 2025	$15,000 or less
(2).	Sold (part)	Oct 2, 2025	$15,000 or less

12.	**(H) Account #11**				
12-A.	Fidelity Government Money Market (SPAXX) (cash eq.)	$1,000 or less	Dividend	$15,000 or less	Cash/Market

Transactions	Transaction Type	Transaction Date	Transaction Value
(1).	Buy (add'l)	Jan 23, 2025	$15,001 - $50,000
(2).	Sold (part)	Jan 28, 2025	$15,001 - $50,000
(3).	Sold	Jul 22, 2025	$15,000 or less
(4).	Buy	Oct 2, 2025	$50,001 - $100,000
(5).	Sold (part)	Oct 6, 2025	$15,001 - $50,000
(6).	Sold (part)	Oct 21, 2025	$15,000 or less
(7).	Sold	Nov 12, 2025	$15,000 or less
(8).	Buy	Dec 9, 2025	$50,001 - $100,000
(9).	Sold (part)	Dec 11, 2025	$15,001 - $50,000

13.	**(H) Account #12**				
13-A.	Fidelity Government Cash Reserves (FDRXX) (cash eq.)	$1,000 or less	Dividend	$15,000 or less	Cash/Market

Transactions	Transaction Type	Transaction Date	Transaction Value
(1).	Buy (add'l)	Apr 16, 2025	$15,000 or less
(2).	Sold (part)	May 19, 2025	$15,000 or less
(3).	Buy (add'l)	Oct 31, 2025	$15,001 - $50,000
(4).	Sold (part)	Nov 17, 2025	$15,000 or less

13-B.	Fidelity Diversified International (FDIVX)	$1,000 or less	Dividend	$15,000 or less	Cash/Market
13-C.	Fidelity Advisor Focused Emerg Mkts Z (FZAEX)	$1,000 or less	Dividend	$15,000 or less	Cash/Market
13-D.	Fidelity Real Estate Investment (FRESX)	$1,000 or less	Dividend	$15,000 or less	Cash/Market
13-E.	Fidelity Blue Chip Growth (FBGRX)	$1,000 or less	Dividend	$15,000 or less	Cash/Market
13-F.	Aberdeen Emerging Mrkts Fd Insl Sv Cl (AEMSX)	$1,000 or less	Dividend	$15,000 or less	Cash/Market

	DESCRIPTION	INCOME AMOUNT	INCOME TYPE	GROSS VALUE	VALUE METHOD
13-G.	Artisan Intl Value Fund (ARTKX)	$1,000 or less	Dividend	$15,000 or less	Cash/Market
13-H.	DFA Emerging Mrkts Equ Portf (DFEMX)	$1,000 or less	Dividend	$15,000 or less	Cash/Market
13-I.	Dodge & Cox Internatl Stock CL I (DODFX)	$1,000 or less	Dividend	$15,000 or less	Cash/Market
13-J.	American Funds Europacific Growth Fund (AEPFX)	$1,000 or less	Dividend	$15,000 or less	Cash/Market
13-K.	Harbor Intl Instl Class (HAINX)	$1,000 or less	Dividend	$15,000 or less	Cash/Market
13-L.	Oakmark Fund Investor Class (OAKMX)	$1,000 or less	Dividend	$15,000 or less	Cash/Market
13-M.	Oakmark Intl Investor Cl (OAKIX)	$1,000 or less	Dividend	$15,000 or less	Cash/Market
13-N.	Hartford Schroders Emerg Mkts Eq Cl F (HHHFX) (was (SEMVX))	$1,000 or less	Dividend	$15,000 or less	Cash/Market
13-O.	Principal Blue Chip Fund (PBLAX)	$1,000 or less	Dividend	$15,000 or less	Cash/Market
13-P.	T Rowe Price U.S. Equity Research FD (PRCOX)	$1,000 or less	Dividend	$15,000 or less	Cash/Market
13-Q.	T Rowe Price Equity Index 500 Fund (PREIX)	$1,000 or less	Dividend	$15,000 or less	Cash/Market
13-R.	Victory Trivalent Intl Small Cap (MISIX)	$1,000 or less	Dividend	$15,000 or less	Cash/Market
13-S.	Fidelity New York Muni Income (FTFMX)	$1,000 or less	Dividend	$15,000 or less	Cash/Market
13-T.	SAI Municipal Bond Fund (FSMUX)	$1,000 or less	Dividend	$15,000 or less	Cash/Market
13-U.	Strategic Adv Tax Sensitive Short Duration (FGNSX)	$1,000 or less	Dividend	$15,000 or less	Cash/Market
13-V.	Franklin Federal Tax Free Income Fund (FAFTX)	$1,000 or less	Dividend	$15,000 or less	Cash/Market
13-W.	Vanguard NY Long-Term Tax-Exempt Admiral Fund (VNYUX)	$1,000 or less	Dividend	$15,000 or less	Cash/Market

Transactions	Transaction Type	Transaction Date	Transaction Value
(1).	Buy	May 19, 2025	$15,000 or less
(2).	Buy (add'l)	Jul 17, 2025	$15,000 or less

13-X.	Fidelity Momentum Factor ETF (FDMO)	$1,000 or less	Dividend		

Transactions	Transaction Type	Transaction Date	Transaction Value
(1).	Buy	Mar 5, 2025	$15,000 or less
(2).	Sold	Apr 16, 2025	$15,000 or less

13-Y.	iIShares S&P 500 (IVV)	$1,000 or less	Dividend	$15,001 - $50,000	Cash/Market
13-Z.	iShares Core S&P Mid-Cap ETF (IJH)	$1,000 or less	Dividend	$15,000 or less	Cash/Market
13-AA.	iShares Trust Russell 1000 Growth ETF (IWF)	$1,000 or less	Dividend	$15,000 or less	Cash/Market
13-AB.	iShares Core S&P Small Cap (IJR)	$1,000 or less	Dividend	$15,000 or less	Cash/Market
13-AC.	iShares Tr MSCI EAFE Min Vl (EFAV)	$1,000 or less	Dividend	$15,000 or less	Cash/Market
13-AD.	iShares TR MSCI USA Min Vol (USMV)	$1,000 or less	Dividend	$15,000 or less	Cash/Market
13-AE.	iShares Trust MSCI USA Quality Factor (QUAL)	$1,000 or less	Dividend	$15,000 or less	Cash/Market
13-AF.	iShares Tr MSCI USA Momentum (MTUM)	$1,000 or less	Dividend	$15,000 or less	Cash/Market

Transactions	Transaction Type	Transaction Date	Transaction Value
(1).	Buy	Apr 16, 2025	$15,000 or less
(2).	Buy (add'l)	Nov 17, 2025	$15,000 or less

13-AG.	IShares Trust Core Dividend Growth (DGRO)	$1,000 or less	Dividend	$15,000 or less	Cash/Market
13-AH.	Vanguard Mid Cap Value Index Fund (VOE)	$1,000 or less	Dividend	$15,000 or less	Cash/Market

14.	**(H) Account #13**				
14-A.	T Rowe Price US Large Cap Core Fund (TRULX)	$1,001 - $2,500	Dividend	$15,001 - $50,000	Cash/Market

15.	**(H) Account #14**				

Additional Explanation: This account does not report income; it reflects only unit value.

15-A.	NY529 Target Enrollment 2026 Portfolio		None	$15,001 - $50,000	Cash/Market
15-B.	NY529 Conservative Income Portfolio		None	$100,001 - $250,000	Cash/Market

16.	**(H) Account #15**				

Additional Explanation: This account does not report income; it reflects only unit value.

	DESCRIPTION	INCOME AMOUNT	INCOME TYPE	GROSS VALUE	VALUE METHOD
16-A.	NY529 Target Enrollment 2029 Portfolio		None	$50,001 - $100,000	Cash/Market
16-B.	NY529 Target Enrollment 2026 Portfolio		None	$100,001 - $250,000	Cash/Market

VIII. Additional Information or Explanations

I do not have any Additional Information to report
No entries in this section