Annual, 2025

Financial Disclosure Report (AO Form 10)

Filer's Information
Halpern, Philip M.
U.S. District Court - New York Southern
District Judge

I certify that all information given above (including information pertaining to my spouse and minor or dependent children, if any) is accurate, true, and complete to the best of my knowledge and belief, and that any information not reported was withheld because it met applicable statutory provisions permitting non-disclosure.

I further certify that earned income from outside employment and honoraria and the acceptance of gifts which have been reported are in compliance with the provisions of 5 U.S.C. Â§ 13141 et. seq., 5 U.S.C. Â§ 7353, and Judicial Conference regulations.

/s/ Halpern, Philip M. [electronically signed on Apr 24, 2026 12:33pm by Halpern, Philip M. in JEFS]

I. Positions

	ORGANIZATION/ENTITY NAME	ORGANIZATION/ENTITY TYPE	POSITION HELD
1.	Board of Visitor Elisabeth Haub School of Law at Pace University	University/College	Board of Visitor
2.	Board of Metropolitan Golf Association Foundation	Non-Profit	Board of Director
3.	The Mancheski Foundation	Non-Profit	Director
4.	Irrevocable Trust No. I(no reportable assets)	Trust	Trustee
	Additional Explanation: Filer has no beneficial interests in the Trust.		
5.	Elisabeth Haub School of Law at Pace University	University/College	Adjunct Professor

II. Agreements

	EMPLOYER OR PARTY NAME	TERMS	AGREEMENT START MONTH	AGREEMENT START YEAR
1.	Buyout Agreement with Collier,Newberg,LLP	annual payment; continuation of insurance benefits; no expiration date	December	2019

III A. Filer Non-Investment Income

	SOURCE	INCOME TYPE	INCOME AMOUNT	HONORARIUM DATE
1.	American BarAssn/Book Royalties	Publication / Copyright Royalties	$129.59	
2.	Collier Newberg LLP/Buyout	Fees	$1,325,534.00	
3.	Elisabeth Haub School of Law at Pace University teaching income	Teaching Income	$5,000.00	

III B. Spouse Non-Investment Income

I do not have any Spouse Non-Investment Income to report
No entries in this section

IV. Reimbursements

I do not have any Reimbursements to report
No entries in this section

V. Gifts

I do not have any Gifts to report
No entries in this section

VI. Liabilities

I do not have any Liabilities to report
No entries in this section

VII. Investments and Trusts

	DESCRIPTION	INCOME AMOUNT	INCOME TYPE	GROSS VALUE	VALUE METHOD
1.	**Guardian U.S. Government Securities VIP Fund**		None	$15,000 or less	Cash/Market

Additional Explanation: This asset does not show actual income earned; and only shows a unit value. Therefore, no information has been included in for "income during reporting period" for this line item.

2.	**Guardian Short Duration Bond VIP Fund**		None	$15,000 or less	Cash/Market

Additional Explanation: This asset does not show actual income earned; and only shows a unit value. Therefore, no information has been included in for "income during reporting period" for this line item.

3.	**Guardian Multi-Sector Bond VIP Fund**		None	$15,000 or less	Cash/Market

Additional Explanation: This asset does not show actual income earned; and only shows a unit value. Therefore, no information has been included in for "income during reporting period" for this line item.

4.	**Guardian Core Plus Fixed Income VIP Fund**		None	$15,000 or less	Cash/Market

Additional Explanation: This asset does not show actual income earned; and only shows a unit value. Therefore, no information has been included in for "income during reporting period" for this line item.

5.	**Guardian Core Fixed Income VIP Fund**		None	$15,000 or less	Cash/Market

Additional Explanation: This asset does not show actual income earned; and only shows a unit value. Therefore, no information has been included in for "income during reporting period" for this line item.

6.	**MFS Technology Portfolio**		None	$15,000 or less	Cash/Market

Additional Explanation: This asset does not show actual income earned; and only shows a unit value. Therefore, no information has been included in for "income during reporting period" for this line item.

7.	**Guardian Strategic Large Cap Core VIP Fund**		None	$15,000 or less	Cash/Market

Additional Explanation: This asset does not show actual income earned; and only shows a unit value. Therefore, no information has been included in for "income during reporting period" for this line item.

8.	**Guardian Small-Mid Cap Core VIP Fund**		None	$15,000 or less	Cash/Market

Additional Explanation: This asset does not show actual income earned; and only shows a unit value. Therefore, no information has been included in for "income during reporting period" for this line item.

	DESCRIPTION	INCOME AMOUNT	INCOME TYPE	GROSS VALUE	VALUE METHOD
9.	**Guardian Small Cap Core VIP Fund**		None	$15,000 or less	Cash/Market

Additional Explanation: This asset does not show actual income earned; and only shows a unit value. Therefore, no information has been included in for "income during reporting period" for this line item.

10.	**Guardian Mid Cap Traditional Growth VIP Fund**		None	$15,000 or less	Cash/Market

Additional Explanation: This asset does not show actual income earned; and only shows a unit value. Therefore, no information has been included in for "income during reporting period" for this line item.

11.	**Guardian Mid Cap Relative Value VIP Fund**		None	$15,000 or less	Cash/Market

Additional Explanation: This asset does not show actual income earned; and only shows a unit value. Therefore, no information has been included in for "income during reporting period" for this line item.

12.	**Guardian Large Cap Fundamental Growth VIP Fund**		None	$15,000 or less	Cash/Market

Additional Explanation: This asset does not show actual income earned; and only shows a unit value. Therefore, no information has been included in for "income during reporting period" for this line item.

13.	**Guardian Large Cap Disciplined Value VIP**		None	$15,001 - $50,000	Cash/Market

Additional Explanation: This asset does not show actual income earned; and only shows a unit value. Therefore, no information has been included in for "income during reporting period" for this line item.

14.	**Guardian Large Cap Disciplined Growth VIP Fund**		None	$15,001 - $50,000	Cash/Market

Additional Explanation: This asset does not show actual income earned; and only shows a unit value. Therefore, no information has been included in for "income during reporting period" for this line item.

15.	**Guardian Integrated Research VIP Fund**		None	$15,001 - $50,000	Cash/Market

Additional Explanation: This asset does not show actual income earned; and only shows a unit value. Therefore, no information has been included in for "income during reporting period" for this line item.

16.	**Guardian International Growth VIP Fund**		None	$15,000 or less	Cash/Market

Additional Explanation: This asset does not show actual income earned; and only shows a unit value. Therefore, no information has been included in for "income during reporting period" for this line item.

17.	**Guardian International Equity VIP Fund**		None	$15,001 - $50,000	Cash/Market

Additional Explanation: This asset does not show actual income earned; and only shows a unit value. Therefore, no information has been included in for "income during reporting period" for this line item.

18.	**Guardian Global Utilities VIP Fund**		None	$15,000 or less	Cash/Market

Additional Explanation: This asset does not show actual income earned; and only shows a unit value. Therefore, no information has been included in for "income during reporting period" for this line item.

19.	**WSTN DIGITAL CORP**	$1,000 or less	Dividend	$15,000 or less	Cash/Market

Transactions	Transaction Type	Transaction Date	Transaction Value
(1).	Buy (add'l)	Sep 23, 2025	$15,000 or less
(2).	Buy (add'l)	Sep 22, 2025	$15,000 or less
(3).	Buy (add'l)	Sep 19, 2025	$15,000 or less
(4).	Buy	Sep 18, 2025	$15,000 or less
(5).	Sold	Apr 4, 2025	$15,000 or less
(6).	Buy (add'l)	Mar 17, 2025	$15,000 or less
(7).	Sold (part)	Feb 13, 2025	$15,000 or less

20.	**WORKDAY INC CL A**		None	$15,000 or less	Cash/Market



	DESCRIPTION	INCOME AMOUNT	INCOME TYPE	GROSS VALUE	VALUE METHOD

Transactions	Transaction Type	Transaction Date	Transaction Value
(1).	Sold (part)	Dec 31, 2025	$15,000 or less
(2).	Sold (part)	Dec 30, 2025	$15,000 or less
(3).	Buy (add'l)	Nov 25, 2025	$15,000 or less
(4).	Buy	Sep 15, 2025	$15,000 or less
(5).	Sold	Aug 14, 2025	$15,000 or less
(6).	Buy (add'l)	May 2, 2025	$15,000 or less
(7).	Buy (add'l)	May 1, 2025	$15,000 or less
(8).	Buy (add'l)	Apr 30, 2025	$15,000 or less
(9).	Buy	Apr 29, 2025	$15,000 or less

21.	**WELLTOWER INC**	$1,000 or less	Dividend	$15,000 or less	Cash/Market

Transactions	Transaction Type	Transaction Date	Transaction Value
(1).	Buy (add'l)	Oct 28, 2025	$15,000 or less
(2).	Buy (add'l)	Oct 27, 2025	$15,000 or less
(3).	Sold (part)	Apr 29, 2025	$15,000 or less
(4).	Sold (part)	Feb 27, 2025	$15,000 or less
(5).	Buy (add'l)	Feb 11, 2025	$15,000 or less
(6).	Buy (add'l)	Feb 10, 2025	$15,000 or less
(7).	Buy (add'l)	Feb 7, 2025	$15,000 or less
(8).	Buy (add'l)	Feb 6, 2025	$15,000 or less
(9).	Buy (add'l)	Feb 4, 2025	$15,000 or less
(10).	Buy	Feb 3, 2025	$15,000 or less

22.	**VULCAN MATERIALS COMPANY**	$1,000 or less	Dividend		

Transactions	Transaction Type	Transaction Date	Transaction Value
(1).	Sold	Apr 7, 2025	$15,000 or less

23.	**VISA INC CL A SHRS**	$1,000 or less	Dividend	$15,001 - $50,000	Cash/Market

Transactions	Transaction Type	Transaction Date	Transaction Value
(1).	Sold (part)	Sep 12, 2025	$15,000 or less

24.	**VERTIV HOLDINGS CO. CLASS A**	$1,000 or less	Dividend		

Transactions	Transaction Type	Transaction Date	Transaction Value
(1).	Sold	Mar 28, 2025	$15,000 or less
(2).	Buy (add'l)	Feb 26, 2025	$15,000 or less
(3).	Sold (part)	Feb 3, 2025	$15,000 or less
(4).	Sold (part)	Jan 24, 2025	$15,000 or less

25.	**VANGUARD VALUE ETF**	$1,000 or less	Dividend	$15,000 or less	Cash/Market
26.	**VANGUARD INDEX MID-CAP GROWTH ETF**	$1,000 or less	Dividend	$15,000 or less	Cash/Market
27.	**VANGUARD GROWTH ETF**	$1,000 or less	Dividend	$15,000 or less	Cash/Market
28.	**VANGUARD DIVIDEND APPRECIATION ETF**		None	$15,000 or less	Cash/Market

Transactions	Transaction Type	Transaction Date	Transaction Value
(1).	Buy	Dec 30, 2025	$15,000 or less

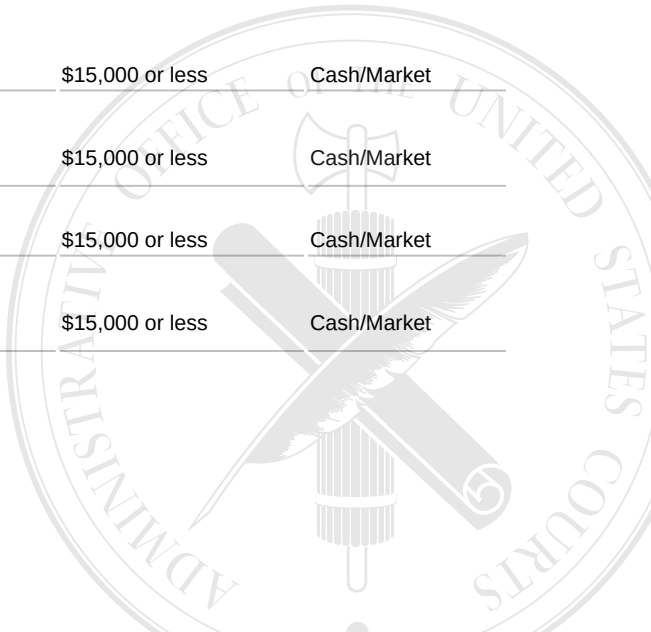

	DESCRIPTION	INCOME AMOUNT	INCOME TYPE	GROSS VALUE	VALUE METHOD
29.	**UBER TECHNOLOGIES INC**		None	$15,000 or less	Cash/Market

Transactions	Transaction Type	Transaction Date	Transaction Value
(1).	Buy (add'l)	May 27, 2025	$15,000 or less
(2).	Sold (part)	Mar 25, 2025	$15,000 or less

30.	**U.S. TREASURY NOTE 4.625% JUN 15 2027**	$1,001 - $2,500	Interest	$15,001 - $50,000	Cash/Market

Transactions	Transaction Type	Transaction Date	Transaction Value
(1).	Buy	Feb 14, 2025	$15,001 - $50,000

31.	**U.S. TREASURY NOTE 4.375% AUG 31 2028**	$1,001 - $2,500	Interest	$15,001 - $50,000	Cash/Market

Transactions	Transaction Type	Transaction Date	Transaction Value
(1).	Buy	Feb 14, 2025	$15,001 - $50,000

32.	**U.S. TREASURY BILL ZERO% MAR 19 2026**		None	$15,001 - $50,000	Cash/Market

Transactions	Transaction Type	Transaction Date	Transaction Value
(1).	Buy	Jul 1, 2025	$15,001 - $50,000

33.	**U.S. TREASURY BILL ZERO% JAN 22 2026**		None	$15,001 - $50,000	Cash/Market

Transactions	Transaction Type	Transaction Date	Transaction Value
(1).	Buy	Jul 1, 2025	$15,001 - $50,000

34.	**U.S. TREASURY BILL ZERO% JAN 14 2025**		None		

Transactions	Transaction Type	Transaction Date	Transaction Value
(1).	Redeemed	Jan 14, 2025	$15,000 or less

35.	**U.S. TREASURY BILL ZERO% FEB 06**		None		

Transactions	Transaction Type	Transaction Date	Transaction Value
(1).	Redeemed	Feb 6, 2025	$50,001 - $100,000

36.	**TRADE DESK, INC. CLASS**		None		

Transactions	Transaction Type	Transaction Date	Transaction Value
(1).	Sold	Aug 8, 2025	$15,000 or less
(2).	Buy	Mar 17, 2025	$15,000 or less
(3).	Sold	Feb 13, 2025	$15,000 or less

37.	**TOPBUILD CORP.**		None	$15,000 or less	Cash/Market

Transactions	Transaction Type	Transaction Date	Transaction Value
(1).	Buy (add'l)	Dec 15, 2025	$15,000 or less
(2).	Sold (part)	May 15, 2025	$15,000 or less
(3).	Buy (add'l)	Mar 17, 2025	$15,000 or less
(4).	Sold (part)	Feb 13, 2025	$15,000 or less

38.	**T-MOBILE US INC SHS**	$1,000 or less	Dividend		



	DESCRIPTION	INCOME AMOUNT	INCOME TYPE	GROSS VALUE	VALUE METHOD

Transactions	Transaction Type	Transaction Date	Transaction Value
(1).	Sold	Oct 6, 2025	$15,000 or less
(2).	Sold (part)	Apr 29, 2025	$15,000 or less
(3).	Sold (part)	Feb 26, 2025	$15,000 or less
(4).	Sold (part)	Jan 24, 2025	$15,000 or less

39.	**TJX COS INC**	$1,000 or less	Dividend	$15,000 or less	Cash/Market

Transactions	Transaction Type	Transaction Date	Transaction Value
(1).	Sold (part)	Jul 3, 2025	$15,000 or less
(2).	Sold (part)	Apr 16, 2025	$15,000 or less

40.	**TESLA, INC**		None	$15,001 - $50,000	Cash/Market

Transactions	Transaction Type	Transaction Date	Transaction Value
(1).	Sold (part)	Sep 18, 2025	$15,000 or less
(2).	Buy (add'l)	Jul 3, 2025	$15,000 or less
(3).	Buy (add'l)	May 27, 2025	$15,000 or less
(4).	Sold (part)	Mar 25, 2025	$15,000 or less

41.	**TAKE TWO INTER SOFTWAR**		None	$15,000 or less	Cash/Market

Transactions	Transaction Type	Transaction Date	Transaction Value
(1).	Buy (add'l)	Aug 14, 2025	$15,000 or less
(2).	Buy (add'l)	Aug 13, 2025	$15,000 or less
(3).	Buy (add'l)	Aug 12, 2025	$15,000 or less
(4).	Sold (part)	Jul 7, 2025	$15,000 or less
(5).	Sold (part)	Jul 3, 2025	$15,000 or less
(6).	Sold (part)	Mar 11, 2025	$15,000 or less
(7).	Sold (part)	Feb 3, 2025	$15,000 or less

42.	**STATE STREET SPDR SP AEROSPACE DEFENSE ETF**	$1,000 or less	Dividend	$15,001 - $50,000	Cash/Market
43.	**ST STRT UTILITIES SLCT SCTR SPDR ETF**	$1,000 or less	Dividend	$15,000 or less	Cash/Market
44.	**SPROUTS FARMERS MARKETS INC**		None		

Transactions	Transaction Type	Transaction Date	Transaction Value
(1).	Sold	Nov 12, 2025	$15,000 or less
(2).	Sold (part)	Nov 10, 2025	$15,000 or less
(3).	Sold (part)	Nov 7, 2025	$15,000 or less
(4).	Buy (add'l)	Oct 29, 2025	$15,000 or less
(5).	Buy (add'l)	Oct 27, 2025	$15,000 or less
(6).	Sold (part)	Aug 14, 2025	$15,000 or less
(7).	Buy (add'l)	Apr 8, 2025	$15,000 or less
(8).	Buy (add'l)	Apr 7, 2025	$15,000 or less
(9).	Buy	Apr 4, 2025	$15,000 or less

45.	**SPOTIFY TECH S.A. REG SHS**		None	$50,001 - $100,000	Cash/Market

Transactions	Transaction Type	Transaction Date	Transaction Value
(1).	Sold (part)	Apr 29, 2025	$15,000 or less
(2).	Buy (add'l)	Jan 27, 2025	$15,000 or less
(3).	Buy (add'l)	Jan 24, 2025	$15,000 or less



	DESCRIPTION	INCOME AMOUNT	INCOME TYPE	GROSS VALUE	VALUE METHOD
46.	**SPDR S&P 500 ETF TRUST**	$1,000 or less	Dividend	$50,001 - $100,000	Cash/Market
47.	**SNOWFLAKE, INC. CLASS**		None	$15,000 or less	Cash/Market

Transactions	Transaction Type	Transaction Date	Transaction Value
(1).	Buy	May 27, 2025	$15,000 or less

48.	**SHOPIFY INC CL A**		None	$15,000 or less	Cash/Market

Transactions	Transaction Type	Transaction Date	Transaction Value
(1).	Buy	Dec 15, 2025	$15,000 or less
(2).	Sold	Nov 13, 2025	$15,000 or less
(3).	Buy	Oct 6, 2025	$15,000 or less

49.	**SERVICENOW IN**		None	$15,000 or less	Cash/Market

Transactions	Transaction Type	Transaction Date	Transaction Value
(1).	Sold (part)	Dec 31, 2025	$15,000 or less
(2).	Sold (part)	Dec 30, 2025	$15,000 or less
(3).	Buy (add'l)	Dec 15, 2025	$15,000 or less
(4).	Sold (part)	Aug 14, 2025	$15,000 or less
(5).	Buy (add'l)	Jul 31, 2025	$15,000 or less
(6).	Sold (part)	Apr 29, 2025	$15,000 or less
(7).	Buy (add'l)	Mar 25, 2025	$15,000 or less

50.	**SAP SE SHS**	$1,000 or less	Dividend	$15,000 or less	Cash/Market

Transactions	Transaction Type	Transaction Date	Transaction Value
(1).	Buy	Dec 15, 2025	$15,000 or less
(2).	Sold	Nov 13, 2025	$15,000 or less
(3).	Sold (part)	Oct 6, 2025	$15,000 or less
(4).	Buy (add'l)	Apr 30, 2025	$15,000 or less
(5).	Buy	Apr 29, 2025	$15,000 or less

51.	**S&P GLOBAL INC**	$1,000 or less	Dividend		

Transactions	Transaction Type	Transaction Date	Transaction Value
(1).	Sold	Sep 19, 2025	$15,000 or less
(2).	Sold (part)	Sep 18, 2025	$15,000 or less

52.	**QUANTA SERVICES INC**	$1,000 or less	Dividend	$15,000 or less	Cash/Market

Transactions	Transaction Type	Transaction Date	Transaction Value
(1).	Buy (add'l)	Aug 1, 2025	$15,000 or less
(2).	Buy	Jul 31, 2025	$15,000 or less

53.	**PROGRESSIVE CRP**	$1,000 or less	Dividend	$15,001 - $50,000	Cash/Market

Transactions	Transaction Type	Transaction Date	Transaction Value
(1).	Buy (add'l)	Nov 7, 2025	$15,000 or less
(2).	Sold (part)	Apr 4, 2025	$15,000 or less
(3).	Sold (part)	Mar 25, 2025	$15,000 or less
(4).	Sold (part)	Mar 11, 2025	$15,000 or less
(5).	Sold (part)	Feb 26, 2025	$15,000 or less

54.	**PROCTER & GAMBLE CO**	$1,000 or less	Dividend		



	DESCRIPTION	INCOME AMOUNT	INCOME TYPE	GROSS VALUE	VALUE METHOD

Transactions	Transaction Type	Transaction Date	Transaction Value
(1).	Sold	Jul 31, 2025	$15,000 or less
(2).	Sold (part)	Jul 3, 2025	$15,000 or less
(3).	Sold (part)	Apr 4, 2025	$15,000 or less
(4).	Sold (part)	Mar 25, 2025	$15,000 or less
(5).	Sold (part)	Mar 11, 2025	$15,000 or less
(6).	Buy (add'l)	Feb 3, 2025	$15,000 or less
(7).	Buy (add'l)	Jan 24, 2025	$15,000 or less

55.	**PINNACLE WEST CAPITAL CORP**	$1,000 or less	Dividend	$15,001 - $50,000	Cash/Market
56.	**PEPSICO INC**	$1,000 or less	Dividend		

Transactions	Transaction Type	Transaction Date	Transaction Value
(1).	Sold	Apr 16, 2025	$15,000 or less
(2).	Buy	Mar 17, 2025	$15,000 or less
(3).	Sold	Feb 13, 2025	$15,000 or less

57.	**PALO ALTO NETWORKS INC COM**		None	$15,000 or less	Cash/Market
58.	**ORACLE CORP**	$1,000 or less	Dividend	$15,001 - $50,000	Cash/Market

Transactions	Transaction Type	Transaction Date	Transaction Value
(1).	Sold (part)	Nov 25, 2025	$15,000 or less
(2).	Sold (part)	Nov 13, 2025	$15,000 or less
(3).	Buy (add'l)	Sep 12, 2025	$15,000 or less
(4).	Sold (part)	Aug 11, 2025	$15,000 or less
(5).	Sold (part)	Jul 31, 2025	$15,000 or less
(6).	Buy (add'l)	Jun 16, 2025	$15,000 or less
(7).	Sold (part)	May 15, 2025	$15,000 or less
(8).	Buy (add'l)	Feb 26, 2025	$15,000 or less

59.	**NVIDIA**	$1,000 or less	Dividend	$100,001 - $250,000	Cash/Market

Transactions	Transaction Type	Transaction Date	Transaction Value
(1).	Sold (part)	Nov 25, 2025	$15,000 or less
(2).	Sold (part)	Oct 6, 2025	$15,000 or less
(3).	Buy (add'l)	Sep 12, 2025	$15,000 or less
(4).	Buy (add'l)	Aug 12, 2025	$15,000 or less
(5).	Buy (add'l)	Aug 11, 2025	$15,000 or less
(6).	Sold (part)	Jul 31, 2025	$15,000 or less
(7).	Buy (add'l)	Jul 3, 2025	$15,000 or less
(8).	Sold (part)	May 27, 2025	$15,000 or less
(9).	Sold (part)	Mar 25, 2025	$15,000 or less
(10).	Buy (add'l)	Mar 11, 2025	$15,000 or less
(11).	Buy (add'l)	Feb 3, 2025	$15,000 or less
(12).	Sold (part)	Jan 24, 2025	$15,000 or less

60.	**NOVO NORDISK A/S SPONSORED ADR CLASS B**		None		

	DESCRIPTION	INCOME AMOUNT	INCOME TYPE	GROSS VALUE	VALUE METHOD

Transactions	Transaction Type	Transaction Date	Transaction Value
(1).	Sold	Mar 25, 2025	$15,000 or less
(2).	Buy	Mar 17, 2025	$15,000 or less
(3).	Sold	Feb 13, 2025	$15,000 or less
(4).	Buy (add'l)	Jan 24, 2025	$15,000 or less

61.	**NEW YORK ST GO REF BDS SER C OID MAR13 03.000%APR15 2030**	$1,000 or less	Interest		

Transactions	Transaction Type	Transaction Date	Transaction Value
(1).	Redeemed	Jun 24, 2025	$15,001 - $50,000

62.	**NETFLIX COM INC**		None	$15,000 or less	Cash/Market

Transactions	Transaction Type	Transaction Date	Transaction Value
(1).	Sold (part)	Dec 30, 2025	$15,000 or less
(2).	Buy (add'l)	Apr 16, 2025	$15,000 or less
(3).	Buy	Mar 19, 2025	$15,000 or less

63.	**NATIONAL GRID PLC SHS ADR**	$1,000 or less	Dividend	$15,001 - $50,000	Cash/Market

Transactions	Transaction Type	Transaction Date	Transaction Value
(1).	Buy	Apr 22, 2025	$15,000 or less

64.	**MONGODB INC CL**		None		

Transactions	Transaction Type	Transaction Date	Transaction Value
(1).	Sold	Aug 12, 2025	$15,000 or less
(2).	Sold (part)	Aug 11, 2025	$15,000 or less
(3).	Sold (part)	Jul 3, 2025	$15,000 or less
(4).	Buy (add'l)	Jun 16, 2025	$15,000 or less
(5).	Sold (part)	May 15, 2025	$15,000 or less
(6).	Buy (add'l)	Mar 25, 2025	$15,000 or less
(7).	Sold (part)	Feb 3, 2025	$15,000 or less

65.	**MICROSOFT CORP**	$1,001 - $2,500	Dividend	$100,001 - $250,000	Cash/Market

Transactions	Transaction Type	Transaction Date	Transaction Value
(1).	Sold (part)	Oct 27, 2025	$15,000 or less
(2).	Buy (add'l)	Sep 12, 2025	$15,000 or less
(3).	Buy (add'l)	Jul 3, 2025	$15,000 or less
(4).	Buy (add'l)	May 27, 2025	$15,000 or less
(5).	Sold (part)	Apr 16, 2025	$15,000 or less
(6).	Sold (part)	Mar 28, 2025	$15,000 or less
(7).	Sold (part)	Mar 25, 2025	$15,000 or less
(8).	Buy (add'l)	Feb 26, 2025	$15,000 or less
(9).	Sold (part)	Feb 3, 2025	$15,000 or less
(10).	Sold (part)	Jan 24, 2025	$15,000 or less

66.	**META PLATFORMS INC CLASS A COMMON STOCK**	$1,000 or less	Dividend	$15,001 - $50,000	Cash/Market



	DESCRIPTION	INCOME AMOUNT	INCOME TYPE	GROSS VALUE	VALUE METHOD

Transactions	Transaction Type	Transaction Date	Transaction Value
(1).	Sold (part)	Nov 7, 2025	$15,000 or less
(2).	Buy (add'l)	Oct 27, 2025	$15,000 or less
(3).	Buy (add'l)	Sep 18, 2025	$15,000 or less
(4).	Sold (part)	Aug 11, 2025	$15,000 or less
(5).	Sold (part)	May 27, 2025	$15,000 or less
(6).	Buy (add'l)	Apr 29, 2025	$15,000 or less
(7).	Buy (add'l)	Mar 25, 2025	$15,000 or less
(8).	Sold (part)	Feb 3, 2025	$15,000 or less

67. **MERCK AND CO INC SHS** — $1,000 or less — Dividend

Transactions	Transaction Type	Transaction Date	Transaction Value
(1).	Sold	Feb 14, 2025	$15,000 or less

68. **MASTERCARD INC** — $1,000 or less — Dividend — $15,000 or less — Cash/Market

Transactions	Transaction Type	Transaction Date	Transaction Value
(1).	Sold (part)	Nov 13, 2025	$15,000 or less
(2).	Buy (add'l)	Sep 18, 2025	$15,000 or less

69. **MARVELL TECH INC** — $1,000 or less — Dividend

Transactions	Transaction Type	Transaction Date	Transaction Value
(1).	Sold	May 15, 2025	$15,000 or less
(2).	Sold (part)	Apr 29, 2025	$15,000 or less
(3).	Buy	Mar 17, 2025	$15,000 or less
(4).	Sold	Feb 13, 2025	$15,000 or less
(5).	Buy	Jan 24, 2025	$15,000 or less

70. **LOWE'S COMPANIES INC** — $1,000 or less — Dividend

Transactions	Transaction Type	Transaction Date	Transaction Value
(1).	Sold	May 27, 2025	$15,000 or less

71. **LINDE PLC NEW** — $1,000 or less — Dividend — $15,000 or less — Cash/Market

Transactions	Transaction Type	Transaction Date	Transaction Value
(1).	Sold (part)	Nov 13, 2025	$15,000 or less

72. **LAM RESH CORP** — None — $15,000 or less — Cash/Market

Transactions	Transaction Type	Transaction Date	Transaction Value
(1).	Buy (add'l)	Oct 28, 2025	$15,000 or less
(2).	Buy	Oct 27, 2025	$15,000 or less

73. **JPMORGAN CHASE & CO** — $1,000 or less — Dividend — $15,001 - $50,000 — Cash/Market

74. **ISHARES RUSSELL 1000 GROWTH ETF** — $1,000 or less — Dividend



	DESCRIPTION	INCOME AMOUNT	INCOME TYPE	GROSS VALUE	VALUE METHOD

Transactions	Transaction Type	Transaction Date	Transaction Value
(1).	Sold	Dec 15, 2025	$15,001 - $50,000
(2).	Buy	Nov 13, 2025	$15,001 - $50,000
(3).	Sold	Sep 15, 2025	$15,000 or less
(4).	Buy	Aug 14, 2025	$15,000 or less
(5).	Sold	Jun 16, 2025	$15,001 - $50,000
(6).	Buy	May 15, 2025	$15,001 - $50,000
(7).	Sold	Mar 17, 2025	$15,001 - $50,000
(8).	Buy	Feb 13, 2025	$15,001 - $50,000

75.	**ISHARES MSCI EAFE**	$1,000 or less	Dividend	$15,000 or less	Cash/Market

Transactions	Transaction Type	Transaction Date	Transaction Value
(1).	Buy	Feb 14, 2025	$15,000 or less

76.	**ISHARES EDGE MSCI MIN VOL USA ETF**		None	$15,000 or less	Cash/Market

Transactions	Transaction Type	Transaction Date	Transaction Value
(1).	Buy	Dec 30, 2025	$15,000 or less

77.	**INTUITIVE SURGICAL INC**		None	$15,000 or less	Cash/Market

Transactions	Transaction Type	Transaction Date	Transaction Value
(1).	Sold (part)	Sep 12, 2025	$15,000 or less
(2).	Buy (add'l)	Aug 11, 2025	$15,000 or less
(3).	Sold (part)	Jan 24, 2025	$15,000 or less

78.	**GOLDMAN SACHS GROUP INC**	$1,000 or less	Dividend		

Transactions	Transaction Type	Transaction Date	Transaction Value
(1).	Sold	Apr 7, 2025	$15,000 or less
(2).	Buy	Feb 14, 2025	$15,000 or less

79.	**GENL DYNAMICS CORPORATION**	$1,000 or less	Dividend	$15,000 or less	Cash/Market

Transactions	Transaction Type	Transaction Date	Transaction Value
(1).	Sold (part)	Apr 29, 2025	$15,000 or less

80.	**GE VERNOVA INC**	$1,000 or less	Dividend		

Transactions	Transaction Type	Transaction Date	Transaction Value
(1).	Sold	Oct 8, 2025	$15,000 or less
(2).	Sold (part)	Jun 6, 2025	$15,000 or less

81.	**GE AEROSPACE**		None	$15,000 or less	Cash/Market

Transactions	Transaction Type	Transaction Date	Transaction Value
(1).	Buy	Dec 30, 2025	$15,000 or less

82.	**FIGURE TECH SOLUTIONS INC CL A**		None	$15,000 or less	Cash/Market

Transactions	Transaction Type	Transaction Date	Transaction Value
(1).	Buy	Oct 7, 2025	$15,000 or less

83.	**FERRARI NV**	$1,000 or less	Dividend	$15,000 or less	Cash/Market

	DESCRIPTION	INCOME AMOUNT	INCOME TYPE	GROSS VALUE	VALUE METHOD

Transactions	Transaction Type	Transaction Date	Transaction Value
(1).	Sold (part)	Nov 13, 2025	$15,000 or less

84.	**EQUIFAX INC.**	$1,000 or less	Dividend		

Transactions	Transaction Type	Transaction Date	Transaction Value
(1).	Sold	Apr 17, 2025	$15,000 or less
(2).	Sold (part)	Apr 16, 2025	$15,000 or less
(3).	Sold (part)	Feb 3, 2025	$15,000 or less

85.	**EMERSON ELEC CO**		None	$15,000 or less	Cash/Market

Transactions	Transaction Type	Transaction Date	Transaction Value
(1).	Buy	Dec 30, 2025	$15,000 or less

86.	**ELI LILLY & CO**	$1,000 or less	Dividend	$50,001 - $100,000	Cash/Market

Transactions	Transaction Type	Transaction Date	Transaction Value
(1).	Buy (add'l)	Dec 31, 2025	$15,000 or less
(2).	Buy (add'l)	Dec 30, 2025	$15,000 or less
(3).	Sold (part)	Nov 7, 2025	$15,000 or less
(4).	Buy (add'l)	Sep 19, 2025	$15,001 - $50,000
(5).	Sold (part)	Sep 12, 2025	$15,000 or less
(6).	Buy (add'l)	Aug 11, 2025	$15,000 or less
(7).	Sold (part)	Jul 3, 2025	$15,000 or less
(8).	Buy (add'l)	Jun 16, 2025	$15,000 or less
(9).	Sold (part)	May 15, 2025	$15,000 or less
(10).	Buy (add'l)	Mar 28, 2025	$15,000 or less
(11).	Sold (part)	Feb 26, 2025	$15,000 or less
(12).	Sold (part)	Feb 3, 2025	$15,000 or less

87.	**EATON VANCE BALANCED FUND**	$1,001 - $2,500	Dividend	$15,001 - $50,000	Cash/Market

Transactions	Transaction Type	Transaction Date	Transaction Value
(1).	Sold (part)	Dec 30, 2025	$15,001 - $50,000
(2).	Sold (part)	Nov 20, 2025	$15,001 - $50,000

88.	**EATON CORP PLC**	$1,000 or less	Dividend		

Transactions	Transaction Type	Transaction Date	Transaction Value
(1).	Sold	Apr 16, 2025	$15,000 or less

89.	**DOLLAR GENERAL CORP**	$1,000 or less	Dividend	$15,000 or less	Cash/Market

Transactions	Transaction Type	Transaction Date	Transaction Value
(1).	Sold (part)	Jul 7, 2025	$15,000 or less
(2).	Sold (part)	Jul 3, 2025	$15,000 or less
(3).	Buy (add'l)	Apr 17, 2025	$15,000 or less
(4).	Buy (add'l)	Apr 16, 2025	$15,000 or less
(5).	Buy (add'l)	Apr 7, 2025	$15,000 or less
(6).	Buy (add'l)	Apr 4, 2025	$15,000 or less

90.	**DELL TECHNOLOGIES, INC CLASS C**	$1,000 or less	Dividend	$15,000 or less	Cash/Market

ADMINISTRATIVE OFFICE OF THE UNITED STATES COURTS

	DESCRIPTION	INCOME AMOUNT	INCOME TYPE	GROSS VALUE	VALUE METHOD

Transactions	Transaction Type	Transaction Date	Transaction Value
(1).	Buy (add'l)	Dec 15, 2025	$15,000 or less
(2).	Sold (part)	Nov 13, 2025	$15,000 or less
(3).	Buy (add'l)	Oct 10, 2025	$15,000 or less
(4).	Buy (add'l)	Oct 7, 2025	$15,000 or less
(5).	Buy	Oct 6, 2025	$15,000 or less
(6).	Sold	Feb 3, 2025	$15,000 or less

91.	**DECKERS OUTDOOR CORPORATION**		None		

Transactions	Transaction Type	Transaction Date	Transaction Value
(1).	Sold	Feb 14, 2025	$15,000 or less

92.	**DATADOG INC CL**		None		

Transactions	Transaction Type	Transaction Date	Transaction Value
(1).	Sold	Aug 12, 2025	$15,000 or less
(2).	Sold (part)	Aug 11, 2025	$15,000 or less
(3).	Buy (add'l)	Jul 3, 2025	$15,000 or less
(4).	Sold (part)	Feb 26, 2025	$15,000 or less

93.	**COSTCO WHOLESALE CRP DEL**	$1,000 or less	Dividend	$15,000 or less	Cash/Market

Transactions	Transaction Type	Transaction Date	Transaction Value
(1).	Buy (add'l)	Dec 15, 2025	$15,000 or less
(2).	Sold (part)	Nov 13, 2025	$15,000 or less
(3).	Buy (add'l)	Jul 31, 2025	$15,000 or less
(4).	Buy (add'l)	Apr 29, 2025	$15,000 or less

94.	**CORNING INC**	$1,000 or less	Dividend	$15,001 - $50,000	Cash/Market

Transactions	Transaction Type	Transaction Date	Transaction Value
(1).	Buy (add'l)	Oct 7, 2025	$15,000 or less
(2).	Buy	Sep 19, 2025	$15,000 or less

95.	**CONSTELLATION ENERGY CORP REG SHS**	$1,000 or less	Dividend	$15,000 or less	Cash/Market

Transactions	Transaction Type	Transaction Date	Transaction Value
(1).	Sold (part)	May 27, 2025	$15,000 or less
(2).	Buy (add'l)	Mar 26, 2025	$15,000 or less
(3).	Buy	Mar 25, 2025	$15,000 or less

96.	**COCA COLA COM**	$1,000 or less	Dividend	$15,000 or less	Cash/Market

Transactions	Transaction Type	Transaction Date	Transaction Value
(1).	Buy (add'l)	Nov 12, 2025	$15,000 or less
(2).	Buy (add'l)	Nov 11, 2025	$15,000 or less
(3).	Buy (add'l)	Nov 10, 2025	$15,000 or less
(4).	Buy	Nov 7, 2025	$15,000 or less

97.	**CLOUDFARE INC REG SHS CL A**		None	$15,000 or less	Cash/Market

Transactions	Transaction Type	Transaction Date	Transaction Value
(1).	Buy (add'l)	Aug 1, 2025	$15,000 or less
(2).	Buy	Jul 31, 2025	$15,000 or less



	DESCRIPTION	INCOME AMOUNT	INCOME TYPE	GROSS VALUE	VALUE METHOD
98.	**CISCO SYSTEMS INC**	$1,000 or less	Dividend	$15,000 or less	Cash/Market

Transactions	Transaction Type	Transaction Date	Transaction Value
(1).	Buy	Feb 14, 2025	$15,000 or less

99.	**CHIPOTLE MEXICAN GRILL, INC.**		None		

Transactions	Transaction Type	Transaction Date	Transaction Value
(1).	Sold	Feb 14, 2025	$15,000 or less

100.	**CHEVRON CORP**	$1,001 - $2,500	Dividend	$15,001 - $50,000	Cash/Market
101.	**CHENIERE ENERGY**	$1,000 or less	Dividend		

Transactions	Transaction Type	Transaction Date	Transaction Value
(1).	Sold	Sep 22, 2025	$15,000 or less
(2).	Sold (part)	Sep 19, 2025	$15,000 or less
(3).	Sold (part)	Sep 18, 2025	$15,000 or less

102.	**CASH MERRILL LYNCH**	$1,001 - $2,500	Interest	$15,001 - $50,000	Cash/Market
103.	**BROADCOM INC**	$1,000 or less	Dividend	$50,001 - $100,000	Cash/Market

Transactions	Transaction Type	Transaction Date	Transaction Value
(1).	Buy (add'l)	Nov 25, 2025	$15,000 or less
(2).	Sold (part)	Sep 12, 2025	$15,000 or less
(3).	Buy (add'l)	Jul 3, 2025	$15,000 or less
(4).	Buy (add'l)	Apr 16, 2025	$15,000 or less
(5).	Buy (add'l)	Apr 7, 2025	$15,000 or less
(6).	Buy (add'l)	Apr 4, 2025	$15,000 or less
(7).	Buy (add'l)	Mar 11, 2025	$15,000 or less

104.	**BOSTON SCIENTIFIC CORP**		None	$15,000 or less	Cash/Market

Transactions	Transaction Type	Transaction Date	Transaction Value
(1).	Buy (add'l)	Sep 12, 2025	$15,000 or less
(2).	Buy (add'l)	Mar 26, 2025	$15,000 or less
(3).	Buy	Mar 25, 2025	$15,000 or less

105.	**BOEING COMPANY**		None	$15,000 or less	Cash/Market

Transactions	Transaction Type	Transaction Date	Transaction Value
(1).	Sold (part)	Jun 6, 2025	$15,000 or less
(2).	Buy (add'l)	Feb 4, 2025	$15,000 or less
(3).	Buy	Feb 3, 2025	$15,000 or less

106.	**BLACKSTONE INC**	$1,000 or less	Dividend		

Transactions	Transaction Type	Transaction Date	Transaction Value
(1).	Sold	Sep 19, 2025	$15,001 - $50,000
(2).	Buy (add'l)	Jul 1, 2025	$15,000 or less
(3).	Buy (add'l)	Apr 22, 2025	$15,000 or less

107.	**AXON ENTERPRISE INC**		None	$15,000 or less	Cash/Market

ADMINISTRATIVE OFFICE OF THE UNITED STATES COURTS

	DESCRIPTION	INCOME AMOUNT	INCOME TYPE	GROSS VALUE	VALUE METHOD

Transactions	Transaction Type	Transaction Date	Transaction Value
(1).	Buy (add'l)	Mar 13, 2025	$15,000 or less
(2).	Buy	Mar 11, 2025	$15,000 or less

108.	**ASTRAZENECA PLC SPND ADR**	$1,000 or less	Dividend	$15,000 or less	Cash/Market

Transactions	Transaction Type	Transaction Date	Transaction Value
(1).	Sold (part)	Jul 3, 2025	$15,000 or less

109.	**APPLOVIN CORP CLASS**		None	$15,000 or less	Cash/Market

Transactions	Transaction Type	Transaction Date	Transaction Value
(1).	Sold (part)	Sep 18, 2025	$15,000 or less
(2).	Sold (part)	Aug 14, 2025	$15,000 or less
(3).	Buy (add'l)	Aug 11, 2025	$15,000 or less
(4).	Buy (add'l)	Jul 3, 2025	$15,000 or less
(5).	Sold (part)	May 27, 2025	$15,000 or less
(6).	Buy (add'l)	Feb 26, 2025	$15,000 or less

110.	**APPLIED MATERIAL INC**	$1,000 or less	Dividend		

Transactions	Transaction Type	Transaction Date	Transaction Value
(1).	Sold	Mar 25, 2025	$15,000 or less
(2).	Sold (part)	Feb 26, 2025	$15,000 or less

111.	**APPLE INC**	$1,001 - $2,500	Dividend	$250,001 - $500,000	Cash/Market

Transactions	Transaction Type	Transaction Date	Transaction Value
(1).	Sold (part)	Oct 27, 2025	$15,000 or less
(2).	Sold (part)	Oct 27, 2025	$15,001 - $50,000
(3).	Buy (add'l)	Jul 7, 2025	$15,000 or less
(4).	Buy (add'l)	Jul 3, 2025	$15,000 or less
(5).	Buy (add'l)	May 27, 2025	$15,000 or less
(6).	Buy (add'l)	Apr 16, 2025	$15,000 or less
(7).	Sold (part)	Mar 11, 2025	$15,000 or less
(8).	Sold (part)	Feb 3, 2025	$15,000 or less
(9).	Sold (part)	Jan 24, 2025	$15,000 or less

112.	**AMER EXPRESS COMPANY**	$1,000 or less	Dividend	$15,001 - $50,000	Cash/Market

113.	**AMAZON COM IN**		None	$50,001 - $100,000	Cash/Market

Transactions	Transaction Type	Transaction Date	Transaction Value
(1).	Buy (add'l)	Sep 12, 2025	$15,000 or less
(2).	Sold (part)	Jul 3, 2025	$15,000 or less
(3).	Buy (add'l)	Jul 1, 2025	$15,000 or less
(4).	Buy (add'l)	May 27, 2025	$15,000 or less
(5).	Buy (add'l)	Mar 25, 2025	$15,000 or less
(6).	Sold (part)	Feb 3, 2025	$15,000 or less

114.	**ALTRIA GROUP INC**	$1,000 or less	Dividend	$15,000 or less	Cash/Market

Transactions	Transaction Type	Transaction Date	Transaction Value
(1).	Buy	Mar 19, 2025	$15,000 or less

115.	**ALPHABET INC SHS CL A**	$1,000 or less	Dividend	$50,001 - $100,000	Cash/Market



	DESCRIPTION	INCOME AMOUNT	INCOME TYPE	GROSS VALUE	VALUE METHOD

Transactions	Transaction Type	Transaction Date	Transaction Value
(1).	Sold (part)	Nov 25, 2025	$15,000 or less
(2).	Buy (add'l)	Nov 7, 2025	$15,000 or less
(3).	Sold (part)	Sep 12, 2025	$15,000 or less
(4).	Sold (part)	Aug 11, 2025	$15,000 or less
(5).	Sold (part)	Jul 3, 2025	$15,000 or less
(6).	Sold (part)	Apr 29, 2025	$15,000 or less
(7).	Sold (part)	Apr 7, 2025	$15,000 or less
(8).	Buy (add'l)	Mar 17, 2025	$15,000 or less
(9).	Sold (part)	Feb 13, 2025	$15,000 or less
(10).	Buy (add'l)	Feb 3, 2025	$15,000 or less

116.	**WK KELLOGG CO**	$5,001 - $15,000	Dividend		

Transactions	Transaction Type	Transaction Date	Transaction Value
(1).	Sold	Jul 10, 2025	$15,001 - $50,000
(2).	Sold (part)	Feb 13, 2025	$15,001 - $50,000

117.	**Walt Disney Co (DIS) - Stock**	$5,001 - $15,000	Dividend	$15,001 - $50,000	Cash/Market

Transactions	Transaction Type	Transaction Date	Transaction Value
(1).	Sold (part)	Nov 13, 2025	$15,001 - $50,000
(2).	Buy (add'l)	Nov 7, 2025	$15,000 or less

118.	**WALMART INC**	$1,001 - $2,500	Dividend	$100,001 - $250,000	Cash/Market
119.	**WABTEC CORP**	$1,000 or less	Dividend	$15,000 or less	Cash/Market
120.	**VIRTUS INVESTMENT PARTNERS INC**	$1,000 or less	Dividend	$15,000 or less	Cash/Market
121.	**VICTORY RS INTL A**	$1,000 or less	Dividend	$15,000 or less	Cash/Market
122.	**VANGUARD FTSE EUROPE ETF**	$1,000 or less	Dividend	$15,000 or less	Cash/Market

Transactions	Transaction Type	Transaction Date	Transaction Value
(1).	Buy	Aug 11, 2025	$15,000 or less

123.	**VANGUARD FTSE EMERGINE MARKETS ETF**	$1,000 or less	Dividend	$15,000 or less	Cash/Market

Transactions	Transaction Type	Transaction Date	Transaction Value
(1).	Buy	Aug 11, 2025	$15,000 or less

124.	**VANGUARD REAL ESTATE ETF**	$2,501 - $5,000	Dividend		

Transactions	Transaction Type	Transaction Date	Transaction Value
(1).	Sold	Dec 1, 2025	$15,000 or less

125.	**VANGUARD INFO TECH ETF**	$1,001 - $2,500	Dividend	$500,001 - $1,000,000	Cash/Market

Transactions	Transaction Type	Transaction Date	Transaction Value
(1).	Buy (add'l)	Jul 9, 2025	$15,000 or less

126.	**VANECK SEMICONDUCTOR ETF**	$1,000 or less	Dividend	$15,000 or less	Cash/Market



	DESCRIPTION	INCOME AMOUNT	INCOME TYPE	GROSS VALUE	VALUE METHOD

Transactions	Transaction Type	Transaction Date	Transaction Value
(1).	Buy	Aug 11, 2025	$15,000 or less

127.	**UTILITIES SEL SECT SPDR FUND**	$1,001 - $2,500	Dividend	$50,001 - $100,000	Cash/Market

Transactions	Transaction Type	Transaction Date	Transaction Value
(1).	Buy (add'l)	Nov 7, 2025	$15,000 or less
(2).	Buy (add'l)	Aug 11, 2025	$15,000 or less

128.	**UNITEDHEALTH GROUP INC**	$1,000 or less	Dividend		

Transactions	Transaction Type	Transaction Date	Transaction Value
(1).	Sold	Apr 30, 2025	$15,000 or less
(2).	Sold (part)	Jan 30, 2025	$15,000 or less

129.	**UNUM GROUP**	$1,001 - $2,500	Dividend	$15,001 - $50,000	Cash/Market

130.	**TRADE DESK INC**		None		

Transactions	Transaction Type	Transaction Date	Transaction Value
(1).	Sold	Mar 5, 2025	$15,001 - $50,000
(2).	Sold (part)	Mar 3, 2025	$15,001 - $50,000
(3).	Buy	Feb 13, 2025	$50,001 - $100,000

131.	**TRANE TECHNOLOGIES PLC**	$1,000 or less	Dividend	$15,001 - $50,000	Cash/Market

Transactions	Transaction Type	Transaction Date	Transaction Value
(1).	Buy	Jan 30, 2025	$15,001 - $50,000

132.	**TRI CONTINENTAL CORP**	$100,001 - $1,000,000	Dividend		

Transactions	Transaction Type	Transaction Date	Transaction Value
(1).	Sold	Oct 27, 2025	$500,001 - $1,000,000
(2).	Sold (part)	Oct 24, 2025	$100,001 - $250,000

133.	**THE FINANCIAL SEL SECT SPDR FD**	$2,501 - $5,000	Dividend	$100,001 - $250,000	Cash/Market

Transactions	Transaction Type	Transaction Date	Transaction Value
(1).	Buy (add'l)	Nov 7, 2025	$15,000 or less
(2).	Buy (add'l)	Aug 11, 2025	$15,000 or less
(3).	Buy (add'l)	Jul 9, 2025	$15,000 or less

134.	**SPDR S&P 500 ETF TRUST**	$1,001 - $2,500	Dividend	$100,001 - $250,000	Cash/Market

Transactions	Transaction Type	Transaction Date	Transaction Value
(1).	Buy (add'l)	Aug 11, 2025	$15,000 or less

135.	**SPDR GOLD TRUST**		None	$15,000 or less	Cash/Market

Transactions	Transaction Type	Transaction Date	Transaction Value
(1).	Buy	Jan 30, 2025	$15,000 or less

136.	**WESTWOOD SALIENT MLP&ENERGY INFRASTRUCTURE FD**	$2,501 - $5,000	Dividend	$100,001 - $250,000	Cash/Market

Transactions	Transaction Type	Transaction Date	Transaction Value
(1).	Sold (part)	Feb 13, 2025	$15,000 or less

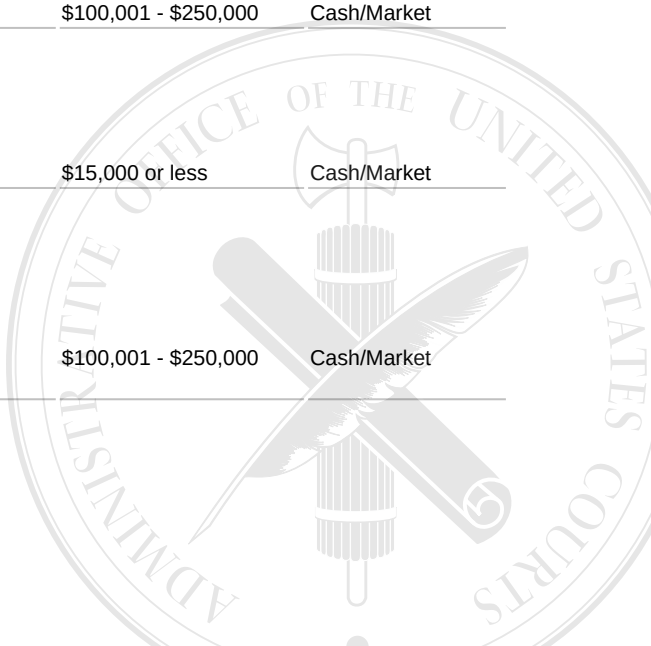

	DESCRIPTION	INCOME AMOUNT	INCOME TYPE	GROSS VALUE	VALUE METHOD
137.	**REINHART GENESIS PMV ADV**	$5,001 - $15,000	Dividend	$50,001 - $100,000	Cash/Market

Transactions	Transaction Type	Transaction Date	Transaction Value
(1).	Sold (part)	Feb 13, 2025	$15,001 - $50,000

138.	**NVIDIA CORPORATION**	$1,000 or less	Dividend	$100,001 - $250,000	Cash/Market

Transactions	Transaction Type	Transaction Date	Transaction Value
(1).	Sold (part)	Mar 10, 2025	$15,001 - $50,000

139.	**NUVEEN NEW YORK MUNI VALUE FD**	$1,000 or less	Dividend	$15,000 or less	Cash/Market
140.	**NUVEEN NEW YORK AMT-FR QTY MNPL INCM FD**	$1,000 or less	Dividend	$15,000 or less	Cash/Market
141.	**NASDAQ INC**	$15,001 - $50,000	Dividend	$50,001 - $100,000	Cash/Market

Transactions	Transaction Type	Transaction Date	Transaction Value
(1).	Sold (part)	Sep 23, 2025	$15,001 - $50,000
(2).	Sold (part)	Jun 27, 2025	$15,001 - $50,000

142.	**MORGAN STANLEY US GOVT MM TR**	$1,000 or less	Dividend	$15,000 or less	Cash/Market
143.	**Morgan Stanley Bank Deposit**	$1,000 or less	Interest	$100,001 - $250,000	Cash/Market
144.	**MORGAN STANLEY**	$1,001 - $2,500	Dividend	$50,001 - $100,000	Cash/Market
145.	**MICROSOFT CORP**	$1,000 or less	Dividend	$100,001 - $250,000	Cash/Market

Transactions	Transaction Type	Transaction Date	Transaction Value
(1).	Buy (add'l)	Nov 7, 2025	$15,000 or less

146.	**METLIFE INCORORATED**	$1,000 or less	Dividend	$15,000 or less	Cash/Market
147.	**META PLATFORMS INC CL A**	$1,000 or less	Dividend	$100,001 - $250,000	Cash/Market
148.	**MATERIALS SEL SECT SPDR FD**	$1,001 - $2,500	Dividend	$50,001 - $100,000	Cash/Market
149.	**JPMORGAN CHASE DEPOSIT ACCOUNT**	$1,000 or less	Interest	$250,001 - $500,000	Cash/Market
150.	**LULULEMON ATHLETICA INC**		None		

Transactions	Transaction Type	Transaction Date	Transaction Value
(1).	Sold	Sep 22, 2025	$15,001 - $50,000
(2).	Sold (part)	Aug 8, 2025	$15,001 - $50,000
(3).	Buy	Jun 27, 2025	$50,001 - $100,000

151.	**JPMORGAN CHASE & CO**	$1,001 - $2,500	Dividend	$100,001 - $250,000	Cash/Market

Transactions	Transaction Type	Transaction Date	Transaction Value
(1).	Buy (add'l)	Jul 9, 2025	$15,000 or less

152.	**JOHNSON CTLS INTL PLC**	$1,001 - $2,500	Dividend	$100,001 - $250,000	Cash/Market
153.	**ISHARES US REGIONAL BANKS ETF**	$5,001 - $15,000	Dividend		

	DESCRIPTION	INCOME AMOUNT	INCOME TYPE	GROSS VALUE	VALUE METHOD

Transactions	Transaction Type	Transaction Date	Transaction Value
(1).	Sold	Sep 23, 2025	$15,000 or less
(2).	Sold (part)	Jan 30, 2025	$15,001 - $50,000

154.	**ISHARES CORE S&P SMALL-CAP ETF**	$1,000 or less	Dividend	$50,001 - $100,000	Cash/Market
155.	**ISHARES CORE S&P MID-CAP ETF**	$1,000 or less	Dividend	$50,001 - $100,000	Cash/Market
156.	**ISHARES MSCI EMERGING MKTS ETF**	$1,000 or less	Dividend	$15,000 or less	Cash/Market
157.	**ISHARES MSCI EAFE GRWTH ETF**	$1,001 - $2,500	Dividend	$50,001 - $100,000	Cash/Market
158.	**ISHARES MSCI EAFE ETF**	$1,001 - $2,500	Dividend	$15,001 - $50,000	Cash/Market
159.	**QQQ, INVESCO QQQ TRUST, SERIES 1**	$1,000 or less	Dividend	$15,000 or less	Cash/Market

Transactions	Transaction Type	Transaction Date	Transaction Value
(1).	Buy	Aug 11, 2025	$15,000 or less

160.	**VANGUARD EM MKTS STOCK INDEX FD ADMIRAL CLASS**	$1,000 or less	Dividend	$15,000 or less	Cash/Market
161.	**INDUSTRIAL SEL SEC SPDR FD**	$1,001 - $2,500	Dividend	$100,001 - $250,000	Cash/Market

Transactions	Transaction Type	Transaction Date	Transaction Value
(1).	Buy (add'l)	Nov 7, 2025	$15,000 or less
(2).	Buy (add'l)	Aug 11, 2025	$15,000 or less
(3).	Buy (add'l)	Apr 4, 2025	$15,001 - $50,000

162.	**HEALTH CARE SEL SECT SPDR FD**	$2,501 - $5,000	Dividend	$100,001 - $250,000	Cash/Market

Transactions	Transaction Type	Transaction Date	Transaction Value
(1).	Buy (add'l)	Nov 7, 2025	$15,000 or less
(2).	Buy (add'l)	Aug 11, 2025	$15,000 or less
(3).	Buy (add'l)	Jul 9, 2025	$15,000 or less

163.	**GRAYSCALE ETHEREUM TRUST**		None	$15,001 - $50,000	Cash/Market
164.	**GRAYSCALE ETHEREUM MINI TRUST**		None	$15,000 or less	Cash/Market
165.	**GRAYSCALE BITCOIN TRUST**		None	$50,001 - $100,000	Cash/Market
166.	**GRAYSCALE BITCOIN MINI TRUST**		None	$15,000 or less	Cash/Market
167.	**GE VERNOVA INC**	$1,000 or less	Dividend	$15,000 or less	Cash/Market

Transactions	Transaction Type	Transaction Date	Transaction Value
(1).	Sold (part)	Mar 10, 2025	$15,001 - $50,000
(2).	Sold (part)	Feb 14, 2025	$15,000 or less
(3).	Buy	Jan 31, 2025	$15,001 - $50,000

168.	**GE HEALTHCARE TECHNOLOGIES**	$1,000 or less	Dividend	$15,000 or less	Cash/Market

ADMINISTRATIVE OFFICE OF THE UNITED STATES COURTS

	DESCRIPTION	INCOME AMOUNT	INCOME TYPE	GROSS VALUE	VALUE METHOD
169.	**GENERAL ELECTRIC CO**	$1,000 or less	Dividend	$15,001 - $50,000	Cash/Market
170.	**FIRST TRUST LTD DURATION INV GRADE**	$1,001 - $2,500	Dividend	$15,001 - $50,000	Cash/Market
171.	**FIRST TRUST TACTICAL HIGH YIELD ETF**	$1,000 or less	Dividend	$15,001 - $50,000	Cash/Market

Transactions	Transaction Type	Transaction Date	Transaction Value
(1).	Buy	Sep 23, 2025	$15,001 - $50,000

172.	**FT ENHANCED SHORT MURITY ETF**	$1,001 - $2,500	Dividend	$15,001 - $50,000	Cash/Market
173.	**FIRST TRUST RBA AMERICAN IND**	$1,000 or less	Dividend	$50,001 - $100,000	Cash/Market

Transactions	Transaction Type	Transaction Date	Transaction Value
(1).	Buy (add'l)	Aug 11, 2025	$15,000 or less
(2).	Buy (add'l)	Apr 4, 2025	$15,001 - $50,000

174.	**FIRST TRUST SMID CAP RISING DIVIDEND ACHIEVERS ETF**	$1,000 or less	Dividend		

Transactions	Transaction Type	Transaction Date	Transaction Value
(1).	Sold	Apr 4, 2025	$15,001 - $50,000

175.	**FIRST TRUST LONG/SHORT EQUITY**	$1,000 or less	Dividend	$50,001 - $100,000	Cash/Market
176.	**FIRST TRUST LOW DURATION OPPORTUNITIES ETF**	$1,000 or less	Dividend	$15,000 or less	Cash/Market

Transactions	Transaction Type	Transaction Date	Transaction Value
(1).	Buy	Nov 13, 2025	$15,000 or less

177.	**FIRST TRUST SMITH UNCONSTRAINED BOND**	$5,001 - $15,000	Dividend	$100,001 - $250,000	Cash/Market

Transactions	Transaction Type	Transaction Date	Transaction Value
(1).	Buy (add'l)	Dec 1, 2025	$15,001 - $50,000
(2).	Buy (add'l)	Nov 7, 2025	$15,000 or less
(3).	Buy (add'l)	Jul 9, 2025	$15,000 or less

178.	**FIRST TRUST INSTL PREFERRED SECS ETF**	$5,001 - $15,000	Dividend	$50,001 - $100,000	Cash/Market

Transactions	Transaction Type	Transaction Date	Transaction Value
(1).	Buy (add'l)	Nov 7, 2025	$15,000 or less

179.	**FT VEST S&P 500 DIVIDEND ARISTOCRATS TGT INC**	$2,501 - $5,000	Dividend	$15,001 - $50,000	Cash/Market
180.	**FEDERATED HERMES GOVT OBL FUND**	$1,000 or less	Dividend	$15,001 - $50,000	Cash/Market

Transactions	Transaction Type	Transaction Date	Transaction Value
(1).	Buy (add'l)	Aug 11, 2025	$15,001 - $50,000
(2).	Sold (part)	Feb 13, 2025	$15,000 or less

181.	**First Trust NYSE Arca Biotechnology Index Fund**		None	$15,000 or less	Cash/Market

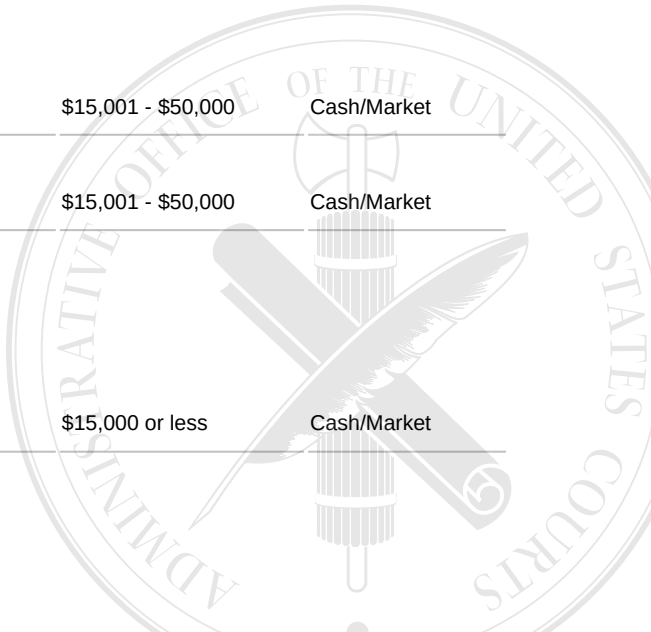

	DESCRIPTION	INCOME AMOUNT	INCOME TYPE	GROSS VALUE	VALUE METHOD
	Transactions	**Transaction Type**	**Transaction Date**	**Transaction Value**	
	(1).	Buy	Nov 13, 2025	$15,000 or less	
182.	**FIRST TRUST GLOBAL TACTICAL COMMODITY STRATEGY FD**	$5,001 - $15,000	Dividend	$15,001 - $50,000	Cash/Market
	Transactions	**Transaction Type**	**Transaction Date**	**Transaction Value**	
	(1).	Buy	Jan 2, 2025	$15,001 - $50,000	
183.	**FIRST TRUST NASDAQ CLN EDGE SMART GRID INFRA IX FD**	$1,000 or less	Dividend	$15,000 or less	Cash/Market
	Transactions	**Transaction Type**	**Transaction Date**	**Transaction Value**	
	(1).	Buy	Aug 11, 2025	$15,000 or less	
184.	**EXXON MOBIL CORP**	$50,001 - $100,000	Dividend	$250,001 - $500,000	Cash/Market
	Transactions	**Transaction Type**	**Transaction Date**	**Transaction Value**	
	(1).	Sold (part)	Nov 17, 2025	$250,001 - $500,000	
185.	**FEDERATED HERMES INST PRIME OBL FUND**	$5,001 - $15,000	Dividend	$100,001 - $250,000	Cash/Market
186.	**ENERGY SEL SECT SPR F**	$1,000 or less	Dividend	$15,001 - $50,000	Cash/Market
	Transactions	**Transaction Type**	**Transaction Date**	**Transaction Value**	
	(1).	Buy (add'l)	Aug 11, 2025	$15,000 or less	
187.	**DELTA AIR LINES INC NEW**	$1,000 or less	Dividend	$50,001 - $100,000	Cash/Market
188.	**CONOCOPHILLIPS**	$2,501 - $5,000	Dividend	$100,001 - $250,000	Cash/Market
189.	**COMM SERV. SELECT SECTOR SPDR**	$1,000 or less	Dividend	$50,001 - $100,000	Cash/Market
	Transactions	**Transaction Type**	**Transaction Date**	**Transaction Value**	
	(1).	Buy (add'l)	Aug 11, 2025	$15,000 or less	
190.	**CHEVRON CORP**	$1,001 - $2,500	Dividend	$15,001 - $50,000	Cash/Market
191.	**CAPITAL ONE FINANCIAL CORP**	$2,501 - $5,000	Dividend	$100,001 - $250,000	Cash/Market
192.	**BNY MELLON MUN BD INFRASTRUCTU**	$1,001 - $2,500	Dividend	$15,001 - $50,000	Cash/Market
193.	**BNY MELLON INTL STK I**	$5,001 - $15,000	Dividend	$50,001 - $100,000	Cash/Market
194.	**BNY MELLON DYNAMIC VALUE I**	$2,501 - $5,000	Dividend	$15,001 - $50,000	Cash/Market
195.	**BNY MELLON CORE PLUS I**	$5,001 - $15,000	Dividend	$100,001 - $250,000	Cash/Market
196.	**BRISTOL MYERS SQUIBB CO**	$2,501 - $5,000	Dividend	$15,001 - $50,000	Cash/Market
	Transactions	**Transaction Type**	**Transaction Date**	**Transaction Value**	
	(1).	Sold (part)	Oct 20, 2025	$50,001 - $100,000	
	(2).	Buy (add'l)	Apr 22, 2025	$100,001 - $250,000	
197.	**BLACKSTONE GROUP INC CL A**	$2,501 - $5,000	Dividend	$100,001 - $250,000	Cash/Market

	DESCRIPTION	INCOME AMOUNT	INCOME TYPE	GROSS VALUE	VALUE METHOD
198.	**BERKSHIRE HATHAWAY CL-B NEW**	$5,001 - $15,000	Gain	$100,001 - $250,000	Cash/Market

Transactions	Transaction Type	Transaction Date	Transaction Value
(1).	Sold (part)	Jun 27, 2025	$15,001 - $50,000

199.	**APPLE INC**	$5,001 - $15,000	Dividend	$1,000,001 - $5,000,000	Cash/Market

Transactions	Transaction Type	Transaction Date	Transaction Value
(1).	Buy (add'l)	Nov 7, 2025	$15,000 or less
(2).	Buy (add'l)	Jul 9, 2025	$15,000 or less

200.	**AMERICAN EXPRESS CO**	$5,001 - $15,000	Dividend	$100,001 - $250,000	Cash/Market

Transactions	Transaction Type	Transaction Date	Transaction Value
(1).	Sold (part)	Jan 30, 2025	$15,000 or less

201.	**AMBASE CORP**		None	$15,000 or less	Cash/Market
202.	**AMAZON COM IN**		None	$100,001 - $250,000	Cash/Market
203.	**ALPHABET INC CL**	$1,000 or less	Dividend	$100,001 - $250,000	Cash/Market

Transactions	Transaction Type	Transaction Date	Transaction Value
(1).	Buy (add'l)	Nov 7, 2025	$15,000 or less

204.	**ADIENT PLC COM**		None	$15,000 or less	Cash/Market
205.	**ABBVIE INC COM**	$1,001 - $2,500	Dividend	$15,001 - $50,000	Cash/Market
206.	**Consumer Discretionary Select Sector SPDR ETF**	$1,000 or less	Dividend	$50,001 - $100,000	Cash/Market

Transactions	Transaction Type	Transaction Date	Transaction Value
(1).	Buy (add'l)	Nov 7, 2025	$15,000 or less

207.	**Consumer Staples Select Sector SPDR ETF**	$2,501 - $5,000	Dividend	$50,001 - $100,000	Cash/Market

Transactions	Transaction Type	Transaction Date	Transaction Value
(1).	Sold (part)	Jan 30, 2025	$15,001 - $50,000

VIII. Additional Information or Explanations

I do not have any Additional Information to report
No entries in this section