Annual, 2024

Financial Disclosure Report (AO Form 10)

Filer's Information
Hardy, William Scott
U.S. District Court - Pennsylvania Western
Distric Judge (Active)

I certify that all information given above (including information pertaining to my spouse and minor or dependent children, if any) is accurate, true, and complete to the best of my knowledge and belief, and that any information not reported was withheld because it met applicable statutory provisions permitting non-disclosure.

I further certify that earned income from outside employment and honoraria and the acceptance of gifts which have been reported are in compliance with the provisions of 5 U.S.C. Â§ 13141 et. seq., 5 U.S.C. Â§ 7353, and Judicial Conference regulations.

/s/ Hardy, William Scott [electronically signed on Jan 13, 2026 3:22pm by Hardy, William Scott in JEFS]
/s/ Hardy, William Scott [electronically signed on Aug 12, 2025 4:53pm by Hardy, William Scott in JEFS]

I. Positions

ORGANIZATION/ENTITY NAME	ORGANIZATION/ENTITY TYPE	POSITION HELD
Gator Real Estate LLC	Limited Liability Company	Member
Additional Explanation: I am a member of Gator Real Estate, LLC. This limited liability company holds real estate investments of which I own a 10% interest. There are three other individuals who are members of this LLC. Moreover, this is the real estate holding company; not a trust/estate. This is a passive investment and each of its holdings are disclosed in Section VII of this report.		
Laurel Highlands Council, Boy Scouts of America	Non-Profit	Board Member
Scouting America (Boy Scouts)	Non-Profit	Council Service Territory Lead - Leadership & Governance

II. Agreements

EMPLOYER OR PARTY NAME	TERMS	AGREEMENT START MONTH	AGREEMENT START YEAR
Gator Real Estate LLC	Operating Agreement	February	2007
Additional Explanation: The Gator Real Estate LLC Operating Agreement is by and between Jason L. Richey, Matthew M. Koren, Dean M. Naccarato and William Scott Hardy. I hold a 10% interest in it.			

III A. Filer Non-Investment Income

I do not have any Filer Non-Investment Income to report
No entries in this section

III B. Spouse Non-Investment Income

SOURCE	DESCRIPTION	HONORARIUM	HONORARIUM AMOUNT	HONORARIUM DATE
Aquinas Academy of Pittsburgh - Wages			$0.00	

IV. Reimbursements

SOURCE OF REIMBURSEMENT	FROM DATE	TO DATE	LOCATION	PURPOSE	ITEMS PAID OR PROVIDED
Notre Dame Law School	Jul 9, 2024	Jul 11, 2024	Notre Dame, IN	Legal Seminar	Lodging, meals, program materials.

V. Gifts

I do not have any Gifts to report
No entries in this section

VI. Liabilities

CREDITOR NAME	TYPE OF LIABILITY	VALUE
North Catholic High School	Other: Tuition	None
College of Wooster	Other: Tuition	None
First National Bank	Other: Mortgage on Rental Parcel #3, Pittsburgh, PA (Part VII, line 304)	$100,001 - $250,000
Additional Explanation: Mortgage on Rental Parcel owned by Gator Real Estate LLC and its subsidiary LLC's (listed in Part VII, Line 39C)		
First National Bank	Other: Mortgage on Rental Parcel #5, Pittsburgh, PA (Part VII, line 306)	$100,001 - $250,000
Additional Explanation: Lists mortgage on Rental Parcel # 5 owned by Gator Real Estate LLC and its subsidiary LLC's (Part VII, line 39 E)		
First National Bank	Other: Mortgage on Rental Parcel #7, Pittsburgh, PA (Part VII, line 308)	$100,001 - $250,000
Additional Explanation: List mortgage on Rental Parcel # 7 owned by Gator Real Estate LLC and its subsidiary LLC's (listed in Part VII, Line 39 G)		
Jason Ritchey	Other: Loan between Gator Real Estate LLC and Jason Ritchey	$500,001 - $1,000,000
Additional Explanation: Lists a loan between Gator Real Estate LLC and Jason Ritchey (another member of the LLC). All loans relate to the properties owned by the LLC and its subsidiary LLCs.		

VII. Investments and Trusts

DESCRIPTION	INCOME AMOUNT	INCOME TYPE	GROSS VALUE	VALUE METHOD
(H) TIF COMMON STOCK # 2 (Y)				
		None		
(H) TIF COMMON STOCK # 1 (Y)				
TIF COMMON STOCK # 1 (H)		None		
Citizens Bank UTMA Cash Accounts	$1,000 or less	Interest	$15,000 or less	Cash/Market
(H) American Funds CollegeAmerica 529				
Additional Explanation: This college savings account has been omitted inadvertently from prior FDR reports. The initial investment was made in 2007.				
--College Enrollment Fund # 1088 (CENAX)	$2,501 - $5,000	Dividend	$50,001 - $100,000	Cash/Market
(H) American Funds CollegeAmerica 529				
Additional Explanation: This college savings account has been omitted inadvertently from prior FDR reports. The initial investment was made on 11/19/2004. Account Value as of 1/1/2024: $71,230				
--College Enrollment Fund # 1088 (CENAX)	$2,501 - $5,000	Dividend	$50,001 - $100,000	Cash/Market
Additional Explanation: Beginning Balance 1/1/24: $71,230.10				
Additional Explanation: This fund merged from College 2024 Fund, # 1092 (CFTAX) on 3/22/2024 as the College 2024 Reached its target date. This was not a taxable event.				

DESCRIPTION	INCOME AMOUNT	INCOME TYPE	GROSS VALUE	VALUE METHOD
First National Bank Cash Accounts	$1,000 or less	Interest	$15,000 or less	Cash/Market
Citizens Bank Cash Accounts	$1,000 or less	Interest	$15,000 or less	Cash/Market
PNC Cash Accounts	$1,000 or less	Interest	$15,000 or less	Cash/Market
PNC UPAUTMA	$1,000 or less	Interest	$15,000 or less	Cash/Market
PNC UPAUTMA Cash Accounts	$1,000 or less	Interest	$15,000 or less	Cash/Market
Pgh Firefighters FCU Cash	$1,000 or less	Interest	$15,000 or less	Cash/Market
First National Bank Student Checking	$1,000 or less	Interest	$15,000 or less	Cash/Market
Citizens Bank UTMA Cash Accounts	$1,000 or less	Interest	$15,000 or less	Cash/Market
The Growth Fund of America - 529A		None		
Transactions	**Transaction Type**	**Transaction Date**	**Transaction Value**	
	Sold	Aug 14, 2024	$15,000 or less	
Capital World Growth & Income Fund - 529A	$1,000 or less	Dividend		
Transactions	**Transaction Type**	**Transaction Date**	**Transaction Value**	
	Sold	Aug 14, 2024	$15,000 or less	
The Growth Fund of Amrica - 529	$1,000 or less	Dividend	$15,000 or less	Cash/Market
Capital World Growth & Income Fund - 529A	$1,000 or less	Dividend	$15,000 or less	Cash/Market
(H) FIDELITY HEALTH SAVINGS ACCOUNT (H)				
-- FDIC Insured Deposit at Wells Fargo HSA	$1,000 or less	Interest	$15,000 or less	Cash/Market
-- FDIC Insured Deposit at Citibank HSA	$1,000 or less	Interest	$15,000 or less	Cash/Market
--FDIC Insured Deposit at Fifth Third HSA		None	$15,000 or less	Cash/Market
(H) NORTHWEST MUTUAL IRA (H)				
--American Bond Fund of Am (ABNFX)	$1,000 or less	Dividend	$15,001 - $50,000	Cash/Market
Transactions	**Transaction Type**	**Transaction Date**	**Transaction Value**	
	Buy	Sep 3, 2024	$15,001 - $50,000	
----IShares Tr 20+Yr Trea (TLT)	$1,000 or less	Dividend	$15,001 - $50,000	Cash/Market
Transactions	**Transaction Type**	**Transaction Date**	**Transaction Value**	
	Buy	Jun 24, 2024	$15,001 - $50,000	
--Invesco Exchange Traded Fd (RSP)	$1,000 or less	Dividend	$15,001 - $50,000	Cash/Market
Transactions	**Transaction Type**	**Transaction Date**	**Transaction Value**	
	Buy	Apr 8, 2024	$15,001 - $50,000	
-- Column Mid-Cap Fund (CFMCX)	$1,001 - $2,500	Dividend	$50,001 - $100,000	Cash/Market
Transactions	**Transaction Type**	**Transaction Date**	**Transaction Value**	
	Buy (add'l)	Jan 29, 2024	$15,001 - $50,000	
	Buy	Jan 16, 2024	$15,001 - $50,000	
--Column Small-Cap Fund (CFSLX)	$1,000 or less	Dividend	$15,001 - $50,000	Cash/Market
Transactions	**Transaction Type**	**Transaction Date**	**Transaction Value**	
	Buy (add'l)	Jan 29, 2024	$15,000 or less	
	Buy	Jan 16, 2024	$15,000 or less	

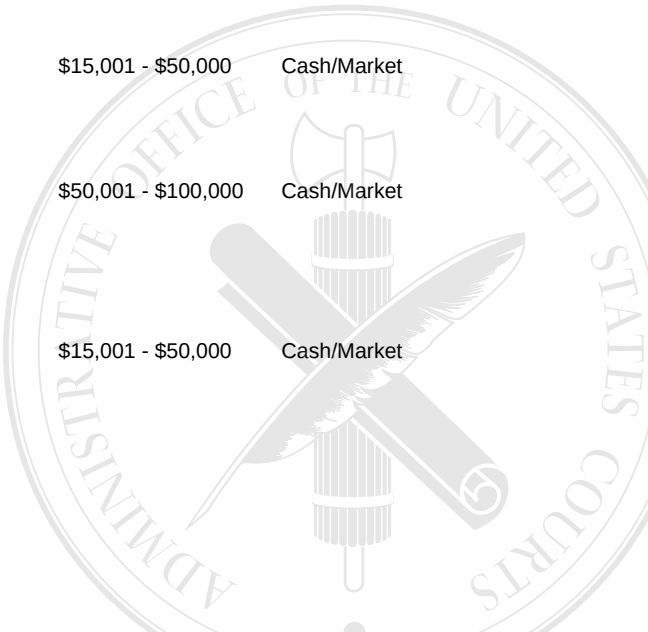

DESCRIPTION	INCOME AMOUNT	INCOME TYPE	GROSS VALUE	VALUE METHOD
--NM FDIC Insured Deposit Program	$1,000 or less	Interest	$15,001 - $50,000	Cash/Market
--AQR Diversified Arbitrage Fund Class I (ADAIX)	$1,000 or less	Dividend	$15,001 - $50,000	Cash/Market
--Baron Asset Fund Institutional Class (BARIX)	$1,000 or less	Gain		

Transactions	Transaction Type	Transaction Date	Transaction Value
	Sold	Jan 29, 2024	$15,000 or less

Additional Explanation: Gain: Less than $1,000. Included in total gain number indicated on Line H

	Sold (part)	Jan 16, 2024	$15,000 or less

Additional Explanation: Gain: Less than $1,000. Included in total gain number on Line H

--Blackrock Strategic Income Opportunities Portfolio Inst Cl (BSIIX)	$1,000 or less	Dividend	$15,001 - $50,000	Cash/Market
--Blackrock Systematic Multi-Strategy Fund Institutional Cl (BIMBX)	$1,000 or less	Dividend	$15,001 - $50,000	Cash/Market
--DWS Enhanced Commodity Strategy Fund Inst Cl (SKIRX)	$1,000 or less	Dividend	$15,001 - $50,000	Cash/Market

Transactions	Transaction Type	Transaction Date	Transaction Value
	Buy (add'l)	Apr 8, 2024	$15,000 or less

--Dodge & Cox Income Fund Class I (DODIX)	$2,501 - $5,000	Dividend	$100,001 - $250,000	Cash/Market

Transactions	Transaction Type	Transaction Date	Transaction Value
	Buy (add'l)	Apr 8, 2024	$15,000 or less

--American Europacific Growth Fund Class F2 (AEPFX)	$1,000 or less	Dividend	$50,001 - $100,000	Cash/Market
--Fidelity Advisor Focus Emerging Markets Class I (FIMKX)	$1,000 or less	Dividend	$15,001 - $50,000	Cash/Market
--Fidelity Advisor New Insights Fund Class I (FINSX)	$1,000 or less	Dividend	$50,001 - $100,000	Cash/Market

Transactions	Transaction Type	Transaction Date	Transaction Value
	Sold (part)	Apr 8, 2024	$15,001 - $50,000

Additional Explanation: Gain: $5,001 - $15,000

--Oakmark International Fund Advisor Class (OAYIX)	$1,000 or less	Dividend	$15,001 - $50,000	Cash/Market

Transactions	Transaction Type	Transaction Date	Transaction Value
	Buy (add'l)	Apr 8, 2024	$15,000 or less

--John Hancock Disciplined Value Mid-Cap Fund Cl I (JVMIX)	$5,001 - $15,000	Gain	

Transactions	Transaction Type	Transaction Date	Transaction Value
	Sold	Jan 29, 2024	$15,000 or less

Additional Explanation: Gain: $2,501 - $5,000. This is included in the total gain on line R.

	Sold (part)	Jan 16, 2024	$15,001 - $50,000

Additional Explanation: Gain: $2,501 - $5,000. Included in total on line R

--John Hancock Diversified Macro I (JDJIX)	$1,000 or less	Dividend	$15,001 - $50,000	Cash/Market
--MFS Value Fund Class I (MEIIX)	$1,000 or less	Dividend	$50,001 - $100,000	Cash/Market

Transactions	Transaction Type	Transaction Date	Transaction Value
	Sold (part)	Apr 8, 2024	$15,000 or less

Additional Explanation: Gain: $2,501 - $5,000

--American New World Fund Class F2 (NFFFX)	$1,000 or less	Dividend	$15,001 - $50,000	Cash/Market
--Northern Small-Cap Value Fund (NOSGX)	$1,000 or less	Gain		

Transactions	Transaction Type	Transaction Date	Transaction Value
	Sold	Jan 29, 2024	$15,000 or less

Additional Explanation: Gain: $1,000 or less. This amount is included in the total gain shown on Line V

	Sold (part)	Jan 16, 2024	$15,000 or less

Additional Explanation: Gain: $1,000 or less. This amount is included in the total gain shown on Line V

--PIMCO Income Fund Class I-2 (PONPX)	$1,001 - $2,500	Dividend	$15,001 - $50,000	Cash/Market
--Principal Real Estate Securities Fd Institutional Class (PIREX)	$1,000 or less	Dividend	$15,001 - $50,000	Cash/Market

ADMINISTRATIVE OFFICE OF THE UNITED STATES COURTS

DESCRIPTION	INCOME AMOUNT	INCOME TYPE	GROSS VALUE	VALUE METHOD
--Nuveen Core Bond Fd Cl I (TIBHX)	$1,001 - $2,500	Dividend	$50,001 - $100,000	Cash/Market

Additional Explanation: Name Change April 2025 / Formerly TIAA-CREF Core Bond Fund / Same Symbol TIBHX

Transactions	Transaction Type	Transaction Date	Transaction Value
	Buy (add'l)	Apr 8, 2024	$15,000 or less

Additional Explanation: Bought as TIAA-CREF Core Bond

--Western Asset Core Bond Fund Class I (WATFX)	$1,001 - $2,500	Dividend	

Transactions	Transaction Type	Transaction Date	Transaction Value
	Sold	Sep 3, 2024	$15,001 - $50,000
	Buy (add'l)	Apr 8, 2024	$15,000 or less

--Goldman Sachs ETF Tr Activebeta Lg Cap (GSLC)	$1,000 or less	Dividend	$15,001 - $50,000	Cash/Market

Transactions	Transaction Type	Transaction Date	Transaction Value
	Sold (part)	Apr 8, 2024	$15,001 - $50,000

----IShares Tr ESG Aware US Aggregate ETF (EAGG)	$1,000 or less	Dividend		

Transactions	Transaction Type	Transaction Date	Transaction Value
	Sold	Jun 24, 2024	$15,001 - $50,000

--IShares Tr MSCI USA Value ETF (VLUE)	$1,000 or less	Dividend	$15,001 - $50,000	Cash/Market
--IShares TR MSCI International Value (IVLU)	$1,000 or less	Dividend	$15,001 - $50,000	Cash/Market

Transactions	Transaction Type	Transaction Date	Transaction Value
	Sold (part)	Jun 24, 2024	$15,000 or less

--IShares gold Tr ishares New Avg (IAU)	$1,000 or less	Dividend		

Additional Explanation: This position was sold on 9/25/23 as reflected on the FDR

(H) NEWEDGE SECURITIES, INC / NFS (H)

--First Tr Exc Traded VIII (GJUL)		None	$15,000 or less	Cash/Market

Transactions	Transaction Type	Transaction Date	Transaction Value
	Sold (part)	Dec 4, 2024	$15,000 or less

Additional Explanation: Gain: $1,000 or less

	Sold (part)	Aug 26, 2024	$15,000 or less

Additional Explanation: Gain: $1,000 or less

	Buy	Jul 26, 2024	$15,001 - $50,000

--Bitwise 10 Crypto Index Fd Unit (BITW)		None	$15,000 or less	Cash/Market

Transactions	Transaction Type	Transaction Date	Transaction Value
	Buy	May 13, 2024	$15,000 or less

--First Tr Exc Traded FD VIII (GMAR)		None	

Transactions	Transaction Type	Transaction Date	Transaction Value
	Sold	Jul 26, 2024	$15,001 - $50,000

Additional Explanation: Gain: $1,000 or less

	Buy	May 13, 2024	$15,001 - $50,000

--Janus Henderson Gl Life Sc (JFNIX)	$1,000 or less	Dividend	$15,000 or less	Cash/Market

Transactions	Transaction Type	Transaction Date	Transaction Value
	Sold (part)	Aug 26, 2024	$15,000 or less

Additional Explanation: Gain: $1,000 or less

	Buy	May 13, 2024	$15,000 or less

-- Bank Sweep Deposit Program (QPRMQ)	$1,000 or less	Interest	$15,000 or less	Cash/Market
--Calamos Evolving World Growth Fd Cl I (CNWIX)	$1,000 or less	Dividend		

Transactions	Transaction Type	Transaction Date	Transaction Value
	Sold	Dec 4, 2024	$15,000 or less
	Sold (part)	Jan 18, 2024	$15,000 or less

--Campbell Systematic Macro FundCl I (EBSIX)	$1,000 or less	Dividend	$15,000 or less	Cash/Market



DESCRIPTION	INCOME AMOUNT	INCOME TYPE	GROSS VALUE	VALUE METHOD
--Federated Hermes Kaufmann Sm Cap (FKAIX)	$1,000 or less	Dividend	$15,000 or less	Cash/Market

Transactions	Transaction Type	Transaction Date	Transaction Value
	Sold (part)	Aug 26, 2024	$15,000 or less

Additional Explanation: Gain: $1,000 or less

--Federated Hermes MDT Small Cap Core (QISCX)	$1,000 or less	Dividend	$15,000 or less	Cash/Market

Transactions	Transaction Type	Transaction Date	Transaction Value
	Sold (part)	Aug 26, 2024	$15,000 or less

Additional Explanation: Gain: $1,000 or less

	Sold (part)	Jan 18, 2024	$15,000 or less
--First Eagle Global Cl I (SGIIX)	$1,000 or less	Dividend	$15,000 or less	Cash/Market
--First Eagle Small Cap Opportunity Cl I (FESCX)	$1,000 or less	Dividend	$15,000 or less	Cash/Market

Transactions	Transaction Type	Transaction Date	Transaction Value
	Sold (part)	Jan 18, 2024	$15,000 or less

Additional Explanation: Gain: $1,000 or less

--Janus Henderson Enterprise I (JMGRX)	$1,000 or less	Dividend	$15,000 or less	Cash/Market

Transactions	Transaction Type	Transaction Date	Transaction Value
	Buy (add'l)	May 13, 2024	$15,000 or less

--Janus Henderson Global Equitye Income, Cl I (HFQIX)	$1,000 or less	Dividend	

Transactions	Transaction Type	Transaction Date	Transaction Value
	Sold	Aug 26, 2024	$15,000 or less
	Sold (part)	May 13, 2024	$15,000 or less

--John Hancock Disciplined Value Mid Cap Cl I (JVMIX)	$1,000 or less	Dividend	$15,000 or less	Cash/Market

Transactions	Transaction Type	Transaction Date	Transaction Value
	Sold (part)	Jan 18, 2024	$15,000 or less

--PGIM Jenn Global Opportunities Cl Z (PRJZX)	$1,000 or less	Dividend	$15,000 or less	Cash/Market
--Federated Hermes Total Retrn Bond Cl IS (FTRBX)	$1,000 or less	Dividend	

Transactions	Transaction Type	Transaction Date	Transaction Value
	Sold	Dec 4, 2024	$15,000 or less

Additional Explanation: Gain: $1,000 or less

--North Square Stategic Income I (ADVNX)	$1,000 or less	Dividend	

Transactions	Transaction Type	Transaction Date	Transaction Value
	Sold	Aug 26, 2024	$15,000 or less

Additional Explanation: Gain: $1,000 or less

	Sold (part)	May 13, 2024	$15,000 or less

Additional Explanation: Gain: $1,000 or less

--First Trust Exchange Traded Fund VIII US EQT (FFEB)		None	

Transactions	Transaction Type	Transaction Date	Transaction Value
	Sold	May 13, 2024	$15,001 - $50,000

Additional Explanation: Gain: $5,001 - $15,000

	Sold (part)	Jan 18, 2024	$15,000 or less

Additional Explanation: Gain: $1,001 - $2,500

--John Hancock Exchange Traded Multifactor (JHMM)	$1,000 or less	Dividend	$15,000 or less	Cash/Market

Transactions	Transaction Type	Transaction Date	Transaction Value
	Sold (part)	Aug 26, 2024	$15,000 or less

Additional Explanation: Gain: $1,001 - $2,500

--Pacer Fds Tr US Cash COWS 100 (COWZ)	$1,000 or less	Dividend	$15,000 or less	Cash/Market



DESCRIPTION	INCOME AMOUNT	INCOME TYPE	GROSS VALUE	VALUE METHOD
--Pacer Fds TR TRENDP US Large Cap (PTLC)	$1,000 or less	Dividend		
Transactions **Transaction Type** **Transaction Date** **Transaction Value**				
Sold May 13, 2024 $15,000 or less				
Additional Explanation: Gain: $1,000 or less				
--First Trust Global Tactical Commodity (FTGC)		None		
Additional Explanation: Sold 2/23/23 -on FDR				
--Federated Floating Rate Strategic Inc (FFRSX)		None		
Additional Explanation: Sold 2/23/23 - on FDR				
--John Hancock Tax Free Bond I (Muni Opportunities (JTBDX)	$1,000 or less	Dividend	$15,001 - $50,000	Cash/Market
Transactions **Transaction Type** **Transaction Date** **Transaction Value**				
Buy (add'l) Oct 18, 2024 $15,000 or less				
Buy (add'l) Jul 26, 2024 $15,000 or less				
Sold (part) Jan 18, 2024 $15,000 or less				
Additional Explanation: Gain: $1,000 or less				
--First Trust Merger Arbitrage Cl I (VARBX)		None		
Additional Explanation: Sold 12/20/23				
--Hartford Core Equity fund Cl I (HGIIX)		None		
Additional Explanation: Sold 7/25/23				
--LoCorr Long/Short Comm Strategy I (LCSIX)		None		
Additional Explanation: Sold 7/26/23				
--First Tr Exchange-Taded FD VI NASDQ (FTXN)		None		
Additional Explanation: Sold 12/20/23				
--Pacer Fds LUNT Large Cap ALTR (ALTL)		None		
Additional Explanation: Sold 11/14/23				
(H) NEWEDGE SECURITES / NFS (H)				
--Fidelity Advisor Biotech, Z (FIJYX)	$1,000 or less	Dividend	$15,000 or less	Cash/Market
Transactions **Transaction Type** **Transaction Date** **Transaction Value**				
Buy Jul 26, 2024 $15,000 or less				
--Catalyst Systematic Alpha (ATRFX)		None	$15,000 or less	Cash/Market
Transactions **Transaction Type** **Transaction Date** **Transaction Value**				
Buy Jul 26, 2024 $15,000 or less				
--Themes Generative AI ETF (WISE)		None	$15,000 or less	Cash/Market
Transactions **Transaction Type** **Transaction Date** **Transaction Value**				
Buy Jul 26, 2024 $15,000 or less				
--Fidelity Gov't Money Market Cap Res (FZAXX)		None		
Additional Explanation: 10/3/23: Merged with Sweep Program (QRDSQ)				
--Retirement Sweep Program (QRDSQ)	$1,000 or less	Interest	$15,000 or less	Cash/Market
--Bitwise 10 Crypto Index Fd Unit (BITW)		None	$15,001 - $50,000	Cash/Market
--American Century Equity Income Cl I (ACIIX)	$1,000 or less	Dividend		
Transactions **Transaction Type** **Transaction Date** **Transaction Value**				
Sold Jul 26, 2024 $15,000 or less				
--Calamos Evolving World Growth Fund Cl I (CNWIX)		None	$15,000 or less	Cash/Market
--Calamos Growth & Income Cl I (CGIIX)	$1,000 or less	Dividend	$15,001 - $50,000	Cash/Market
--Calamos Market Neutral Income Cl I (CMNIX)	$1,000 or less	Dividend	$15,001 - $50,000	Cash/Market
--Campbell Systematic Macro Fund Cl I (EBSIX)	$1,000 or less	Dividend	$15,001 - $50,000	Cash/Market
--Federated Hermes Kaufmann Sm Cap (FKAIX)	$1,000 or less	Dividend	$15,001 - $50,000	Cash/Market
--Fidelity Advisor Growth Opp Cl Z (FZAHX)		None	$15,001 - $50,000	Cash/Market
--Fidelity Advisor Int'l Cap Appreciation Cl Z (FIDZX)	$1,000 or less	Dividend	$15,000 or less	Cash/Market
--Fidelity Advisor SemiConductor Fund (FELIX)		None	$15,000 or less	Cash/Market
--Fidelity Advisor Small Cap Value Cl I (FCVIX_	$1,000 or less	Dividend	$15,001 - $50,000	Cash/Market



DESCRIPTION	INCOME AMOUNT	INCOME TYPE	GROSS VALUE	VALUE METHOD
--First Eagle Global Cl I (SGIIX)	$1,000 or less	Dividend	$15,000 or less	Cash/Market
--First Trust Merger Arbitrage Cl I (VARBX)	$1,000 or less	Dividend	$15,000 or less	Cash/Market
--John Hancock Disciplined Value Mid Cap I (JVMIX)	$1,000 or less	Dividend	$15,001 - $50,000	Cash/Market
Transactions **Transaction Type** **Transaction Date** **Transaction Value**				
Buy (add'l) Oct 18, 2024 $15,000 or less				
--JP Morgan Divers Mid Cap Growth (HLGEX)		None	$15,001 - $50,000	Cash/Market
Transactions **Transaction Type** **Transaction Date** **Transaction Value**				
Buy (add'l) Oct 18, 2024 $15,000 or less				
--LoCorr Macro Strategies Fd Cl I (LFMIX)	$1,000 or less	Dividend	$15,000 or less	Cash/Market
Transactions **Transaction Type** **Transaction Date** **Transaction Value**				
Sold (part) Jul 26, 2024 $15,000 or less				
--PGIM Jenn Global Opportunities Cl Z (PRJZX)		None	$15,000 or less	Cash/Market
--Pioneer Fund Cl Y (PYODX)	$1,000 or less	Dividend	$15,001 - $50,000	Cash/Market
--Hartford Div & Growth Fd Cl I (HDGIX)	$1,000 or less	Dividend	$15,001 - $50,000	Cash/Market
--Hartford Int'l Opportunity Fd Cl I (IHOIX)	$1,000 or less	Dividend	$15,000 or less	Cash/Market
--Federated Hermes Total Return Bond IS (FTRBX)	$1,000 or less	Dividend	$15,001 - $50,000	Cash/Market
Transactions **Transaction Type** **Transaction Date** **Transaction Value**				
Buy (add'l) Jul 26, 2024 $15,000 or less				
--John Hancock Bond fund Cl I (JHBIX)	$1,000 or less	Dividend	$15,001 - $50,000	Cash/Market
--North Square Strategic Income I (ADVNX)	$1,000 or less	Dividend	$15,001 - $50,000	Cash/Market
--PGIM Total Return Bond Cl Z (PDBZX)	$1,000 or less	Dividend	$15,001 - $50,000	Cash/Market
--American Century EFT Trust Avantis US (AVLV)	$1,000 or less	Dividend	$15,001 - $50,000	Cash/Market
Transactions **Transaction Type** **Transaction Date** **Transaction Value**				
Buy (add'l) Jul 26, 2024 $15,000 or less				
--First Trust Exchange-Traded Fd VI NASDQ Oil & Gas (FTXN)	$1,000 or less	Dividend		
Transactions **Transaction Type** **Transaction Date** **Transaction Value**				
Sold Jul 26, 2024 $15,000 or less				
Additional Explanation: Gain: $1,001 - $2,500				
--First Trust Exchange-Traded Fd VI Rising (RDVY)	$1,000 or less	Dividend	$15,001 - $50,000	Cash/Market
--Pacer Fds Tr US Cash COWS 100 (COWZ)	$1,000 or less	Dividend	$15,001 - $50,000	Cash/Market
--PGIM EFT Tr PGIM Ultra Sh Bd (PULS)	$1,000 or less	Dividend	$15,000 or less	Cash/Market
--First Tr Exahange-Traded FD VIII CBOE (BUFG)	$1,001 - $2,500	Gain	$50,001 - $100,000	Cash/Market
Transactions **Transaction Type** **Transaction Date** **Transaction Value**				
Sold (part) Oct 18, 2024 $15,000 or less				
Additional Explanation: Gain: $1,000 - $2,500. Included in total gain on Line AI				
--Pacer Fd Tr TRENDP US Large Cap (PTLC)	$1,000 or less	Dividend	$15,001 - $50,000	Cash/Market
Transactions **Transaction Type** **Transaction Date** **Transaction Value**				
Buy (add'l) Oct 18, 2024 $15,000 or less				
--Pacer Fds Tr Metaurus US Large Cap (TRPL)		None		
Additional Explanation: Sold 7/25/23				
--Federated Floating Rate Strategic Inc I (FFRSX)		None		
Additional Explanation: Sold 2/23/23				
--First Trrust PFD Securities & Inc ETF (FPE)		None		
Additional Explanation: Sold 7/25/23				
(H) NEWEDGE SECURITIES / NFS (H)				
--Janus Henderson Gl Life Sciences (JFNIX)		None	$15,000 or less	Cash/Market

ADMINISTRATIVE OFFICE OF THE UNITED STATES COURTS

DESCRIPTION	INCOME AMOUNT	INCOME TYPE	GROSS VALUE	VALUE METHOD
Transactions **Transaction Type** **Transaction Date** **Transaction Value**				
Buy May 13, 2024 $15,000 or less				
--Catalyst Systematiac Alpha (ATRFX)		None	$15,000 or less	Cash/Market
Transactions **Transaction Type** **Transaction Date** **Transaction Value**				
Buy May 13, 2024 $15,000 or less				
--Retirement Sweep Program (QRDSQ)	$1,000 or less	Interest	$15,000 or less	Cash/Market
--Bitwise 10 Crypto Index Fd Unit (BITW)		None	$15,000 or less	Cash/Market
--American Century Equity Income Cl I (ACIIX)	$1,000 or less	Dividend		
Transactions **Transaction Type** **Transaction Date** **Transaction Value**				
Sold Jul 26, 2024 $15,000 or less				
Sold (part) May 13, 2024 $15,000 or less				
--Calamos Evolving World Growth Fd Cl I (CNWIX)		None	$15,000 or less	Cash/Market
--Calamos Market Neutral Income CL I (CMNIX)	$1,000 or less	Dividend	$15,001 - $50,000	Cash/Market
Transactions **Transaction Type** **Transaction Date** **Transaction Value**				
Sold (part) Jul 26, 2024 $15,000 or less				
--Campbell Systematic Macro Fund, CL I	$1,000 or less	Dividend	$15,000 or less	Cash/Market
--Federated Hermes MTD Small Cap Core (QISCX)	$1,000 or less	Dividend	$15,000 or less	Cash/Market
Transactions **Transaction Type** **Transaction Date** **Transaction Value**				
Buy (add'l) Oct 18, 2024 $15,000 or less				
--Fidelty Advisor Growth Opportunity Cl Z (FZAHX)	$1,000 or less	Gain	$15,000 or less	Cash/Market
Transactions **Transaction Type** **Transaction Date** **Transaction Value**				
Sold (part) May 13, 2024 $15,000 or less				
--First Eagle Global Cl I (SGIIX)	$1,000 or less	Dividend	$15,000 or less	Cash/Market
--First Trust Merger Arbitrage CL I (VARBX)	$1,000 or less	Gain		
Transactions **Transaction Type** **Transaction Date** **Transaction Value**				
Sold May 13, 2024 $15,000 or less				
--JP Morgan Hede Equity 2 Fd (JHQDX)	$1,000 or less	Dividend	$15,000 or less	Cash/Market
--PGIM Jenn Global Opportunities Cl Z (PRJZX)		None	$15,000 or less	Cash/Market
--Federated Hermes Total Return Bond IS (FTRBX)	$1,000 or less	Dividend	$15,001 - $50,000	Cash/Market
--American Century EFT Trust Avantis (AVLV)	$1,000 or less	Dividend	$15,000 or less	Cash/Market
Transactions **Transaction Type** **Transaction Date** **Transaction Value**				
Buy (add'l) Jul 26, 2024 $15,000 or less				
--First Trist Excjamge-Traded FD VI NASDQ Oil & Gas (FTXN)	$1,000 or less	Dividend		
Transactions **Transaction Type** **Transaction Date** **Transaction Value**				
Sold Jul 26, 2024 $15,000 or less				
Additional Explanation: Gain: $1,000 or less				
Sold May 13, 2024 $15,000 or less				
Additional Explanation: Gain: $1,000 or less				
--Pacer Trendpilot US Mid Cap ETF (PTMC)	$1,000 or less	Dividend	$15,000 or less	Cash/Market
(H) NEWEDGE SECURITIES / NFS (H)				
--Fidelity Gov't Money Market Cap Res (FZAXX)		None		
Additional Explanation: 10/3/2023: Merged with Sweep Program (QRDSQ)				
--Retirement Sweep Program (QRDSQ)	$1,000 or less	Interest	$15,000 or less	Cash/Market
--North Square Tactical Growth CL I (ETFOX)	$1,000 or less	Dividend	$15,001 - $50,000	Cash/Market
(H) NORTHWESTERN MUTUAL ROTH IRA (H)				
--NM FDIC Insured Deposit Progarm		None	$15,000 or less	Cash/Market

ADMINISTRATIVE OFFICE OF THE UNITED STATES COURTS

DESCRIPTION	INCOME AMOUNT	INCOME TYPE	GROSS VALUE	VALUE METHOD
--American Balanced Fund Cl A (ABALX)	$1,000 or less	Dividend	$15,000 or less	Cash/Market
(H) T. ROWE PRICE / (H)				
--Vanguard 500 Index Admiral (VFIAX)		None	$15,000 or less	Cash/Market
--American Funds Washington Mutual R^ (RWMGX)		None	$15,000 or less	Cash/Market
--T. Rowe Blue Chipp Growth Inv (TRBCX)		None	$15,000 or less	Cash/Market
--T. Rowe Retirement 2035 Inv (TRRJX)		None	$15,000 or less	Cash/Market
(H) METLIFE VARIABLE ANNUITY (H)				
--American Funds Insurance Series-Growth Income Fund (AMFDSGI)		None	$15,000 or less	Cash/Market
--American Funds Insrance Series-Growth Fund (AMFDSGR)		None	$15,000 or less	Cash/Market
--Brighthouse Small Cap Value Portfolio (BHSCV)		None	$15,000 or less	Cash/Market
--Brighthouse/Wellington Core Equity Opportunities Portfolio (BHCEO)		None	$15,000 or less	Cash/Market
--CBRE/Clarion Global Real Estate Porfolio (CLARGRE)		None	$15,000 or less	Cash/Market
--Loomis Sayles Growth Portfolio (LSGRWPT)		None	$15,000 or less	Cash/Market
--MetLife Aggregate Bond Index Portfolio (MTAGBIX)		None	$15,000 or less	Cash/Market
--MetLife MSCI EAFE Index Portfolio (MTMEIDX)		None	$15,000 or less	Cash/Market
--Pimco Total Return Portfolio (PIM TOT)		None	$15,000 or less	Cash/Market
--T. Rowe Price mid Cap Growth Portfolio (TRPMCGR)		None	$15,000 or less	Cash/Market
(H) NORTHWEST MUTUAL VARIABLE ANNUITY (H)				
--MSA / BlackRock Index 500 Stock		None	$15,000 or less	Cash/Market
--MSA / T. Rowe Price Growth Stock		None	$15,000 or less	Cash/Market
--MSA Balanced		None	$15,000 or less	Cash/Market
NORTHWEST MUTUAL WHOLE LIFE # 1	$1,000 or less	Dividend	$15,001 - $50,000	Cash/Market
NORTHWEST MUTUAL WHOLE LIFE # 2	$1,000 or less	Dividend	$15,001 - $50,000	Cash/Market
NORTHWEST MUTUAL WHOLE LIFE # 3	$1,000 or less	Dividend	$15,000 or less	Cash/Market
NORTHWEST MUTUAL WHOLE LIFE # 4	$1,000 or less	Dividend	$15,000 or less	Cash/Market
NORTHWEST MUTUAL WHOLE LIFE # 5	$1,000 or less	Dividend	$15,001 - $50,000	Cash/Market
NORTHWEST MUTUAL WHOLE LIFE # 6	$1,000 or less	Dividend	$15,001 - $50,000	Cash/Market
NORTHWEST MUTUAL WHOLE LIFE # 7	$1,000 or less	Dividend	$15,000 or less	Cash/Market
NORTHWEST MUTUAL WHOLE LIFE # 8	$1,000 or less	Dividend	$15,000 or less	Cash/Market
NORTHWEST MUTUAL WHOLE LIFE # 9	$1,000 or less	Dividend	$15,000 or less	Cash/Market
NORTHWEST MUTUAL WHOLE LIFE # 10	$1,000 or less	Dividend	$15,000 or less	Cash/Market
NORTHWEST MUTUAL WHOLE LIFE # 11	$1,000 or less	Dividend	$15,001 - $50,000	Cash/Market
NORTHWEST MUTUTAL TERM / WHOLE LIFE # 1	$1,000 or less	Dividend	$15,001 - $50,000	Cash/Market



DESCRIPTION	INCOME AMOUNT	INCOME TYPE	GROSS VALUE	VALUE METHOD
(H) GATOR REAL ESTATE LLC (10%) (H)				
Additional Explanation: Gator Real Estate LLC owns five rental properties (numbers 3, 5, 7, 8 and 9) (one of which is an ownership interest through a REIT) for which I hold a 10% interest. See lines/notes 39 C, E, G, H and I.				
Parcel # 8, Chantilly, VA		None	$100,001 - $250,000	Estimated
Additional Explanation: This holding (# 8) is a REIT. It is TGF Independence Center I REIT, LLC.				
--Rental Parcel # 3, Pittsburgh, PA	$50,001 - $100,000	Rent	$500,001 - $1,000,000	Estimated
--Rental Parcel # 5, Pittsburgh, PA	$50,001 - $100,000	Rent	$1,000,001 - $5,000,000	Estimated
--Rental Parcel # 7, Pittsburgh, PA	$5,001 - $15,000	Rent	$100,001 - $250,000	Estimated
--Rental Parcel # 9, Tamarindo, Costa Rica	$15,001 - $50,000	Rent	$500,001 - $1,000,000	Cost (Real Estate Only)

VIII. Additional Information or Explanations

ADDITIONAL INFORMATION OR EXPLANATION
Part IV: Liabilities
Additional Explanation: My ownership interest in the investment holdings held through Gator Real Estate LLC, is 10%. The itemized loan amounts relating to Gator Real Estate LLC reflect the full amounts of the loans, not a proportional share based upon my ownership interest.
Part VII: Investments and Trusts
Additional Explanation: For holdings of Gator Real Estate LLC, the rental income and asset valuation in columns B and C reflect the full value of the rents and valuations, not my 10% ownership share.
Part VII.19 AN: Transamerica International (TSWIX) Sold (Part) 2/27/23 Value Code: J Sold 11/16/23 Value Code: J
Additional Explanation: Reported on 2023 Report. Pulled over on 2024 report and marked as "none" instead of deleting the position
Part VII.19 AO: First Tr Global (FTGC) Sold 2/27/23 Value Code: J
Part VII.19 AP: Janus Henderson Global (JERIX) Sold 2/27/23 Value Code: J
Additional Explanation: Reported on 2023 Report. Pulled over on 2024 and marked as "none" instead of deleting the position
Part VII.20 S: Invesco Developing Mkts (ODVYX) Sold 2/27/23 Value Code: J
Additional Explanation: Recorded on 2023 report. Position pulled over for 2024 and not deleted.
Part VII.20 T: First Trust Global (FTGC) Sold 2/27/23, Value Code: J
Additional Explanation: Recorded on 2023 report. Position pulled over for 2024 and not deleted.
Part VII.20 U: Federated Floating Rate Str (FFRSX) Sold 2/24/23, Value Code: J
Additional Explanation: Amendment to 2023 Report
Part VII 20 V: Transamerica Internation Eq (TSWIX): Sold (Part) 7/27/23, Value Code: J, Gain: A Sold 11/16/23, Value Code: J
Additional Explanation: Recorded on 2023 report. Position pulled over for 2024 and not deleted.
Part VII 39: TIF Common Stock # 1 - Income = None, Gross Value = J, Value Market = T
Part VII 40: TIF Common Stock # 2, Income = None, Gross Value = J, Value Market = T
Part VII 17P: Goldman Sachs Absolute Return Tracker Fund (GJRTX) - Sold 2/6/23, Value Code = K, Gain Code = C
Additional Explanation: Recorded on 2023 report. Position pulled over for 2024 and not deleted from report
Part VII 41B: Rental Parcel # 1, Pittsburgh, PA: Sold 4/27/23, Income = E, Rent, Value Code = M, Gain Code = G
Additional Explanation: Recorded as sold on 2023 report. Pulled over for 2024 and position was not deleted
Part VII 41C; Rental Parcel # 2, Pittsburgh, PA: Sold 5/15/23, Income = D, Value Code = M, Gain Code = G
Additional Explanation: Recorded on 2023 report. Position pulled over for 2024 and not deleted.
Part VII 41E: Rental Parcel # 4, Pittsburgh, PA, Sold 5/5/23, Income = D, Value Code = M, Gain Code = G
Additional Explanation: Recorded as sold on 2023 report. Position pulled in for 2024 and not deleted.
Part VII 41G: Rental Parcel 6, Pittsburgh, Pa Sold 2/28/23, Income = E, Value Code = M, Gain Code = G
Additional Explanation: Recorded on 2023 Report. Position pulled over for 2024 and was not deleted.