Annual, 2025

Financial Disclosure Report (AO Form 10)

Filer's Information
Huffaker, R. Austin
U.S. District Court - Alabama Middle
District Judge

I certify that all information given above (including information pertaining to my spouse and minor or dependent children, if any) is accurate, true, and complete to the best of my knowledge and belief, and that any information not reported was withheld because it met applicable statutory provisions permitting non-disclosure.

I further certify that earned income from outside employment and honoraria and the acceptance of gifts which have been reported are in compliance with the provisions of 5 U.S.C. Â§ 13141 et. seq., 5 U.S.C. Â§ 7353, and Judicial Conference regulations.

/s/ Huffaker, R. Austin [electronically signed on Sep 29, 2026 8:47am by Huffaker, R. Austin in JEFS]
/s/ Huffaker, R. Austin [electronically signed on Jul 24, 2026 10:29am by Huffaker, R. Austin in JEFS]

I. Positions

	ORGANIZATION/ENTITY NAME	ORGANIZATION/ENTITY TYPE	POSITION HELD
1.	Alabama Pattern Jury Charge Instructions Committee-Civil	Non-Profit	Director/Board
2.	[redacted]	Limited Liability Company	Co-Manager/Member
	Additional Explanation: Reportable asset is listed in Part VII.		
3.	[redacted]	Limited Liability Company	Manager/Member
	Additional Explanation: Reportable assets are listed in Part VII.		
4.	Trust #1	Trust	Trustee
	Additional Explanation: Reportable assets are listed in Part VII.		
5.	Trust #2	Trust	Trustee
	Additional Explanation: Reportable assets are listed in Part VII.		

II. Agreements

I do not have any Agreements to report
No entries in this section

III A. Filer Non-Investment Income

I do not have any Filer Non-Investment Income to report
No entries in this section

III B. Spouse Non-Investment Income

	SOURCE	DESCRIPTION	HONORARIUM	HONORARIUM AMOUNT	HONORARIUM DATE
1.	Self-employed	Attorney	No	$0.00	
2.	Alabama State Bar	Salary	No	$0.00	
3.	Self-employed	Travel Agent		$0.00	

IV. Reimbursements

I do not have any Reimbursements to report
No entries in this section

V. Gifts

I do not have any Gifts to report
No entries in this section

VI. Liabilities

I do not have any Liabilities to report
No entries in this section

VII. Investments and Trusts

	DESCRIPTION	INCOME AMOUNT	INCOME TYPE	GROSS VALUE	VALUE METHOD
1.	**(H) Individual Assets**				
1-A.	Servist1st Bank (cash)	$1,000 or less	Interest	$50,001 - $100,000	Cash/Market
1-B.	[redacted]		None	$250,001 - $500,000	Estimated
1-C.	Rockstar Capital Group LLC	$2,501 - $5,000	Interest	$15,001 - $50,000	Cash/Market
1-D.	Bryne Capital Life Settlement		None	$15,001 - $50,000	Cash/Market
1-E.	United Dental Corp		None	$15,001 - $50,000	Cash/Market
1-F.	U.S. Savings Bonds, Series I		None	$15,000 or less	Cash/Market
1-G.	Mineral Interest		None	$15,001 - $50,000	Estimated
	Additional Explanation: The mineral interest comprises a fractional interest of an indivisible 1,500 acre parcel that includes portions of Custer, Blaine, Caddo, Canadian, Kingfisher, Grady, Garvin, McClain, Murray, and Stephens Counties in Oklahoma.				
1-H.	HSV MarCAP II LLC		None	$15,001 - $50,000	Cash/Market
1-I.	Convertible Promissory Note/ Rialto Trading Holding LLC		None	$15,001 - $50,000	Cash/Market
1-J.	Promissory Note/Homestar Finance LLC		None	$15,000 or less	Cash/Market
1-K.	Eckard Energy LLC - Note		None	$15,001 - $50,000	Cash/Market
1-L.	River Financial Corp	$1,000 or less	Dividend	$15,001 - $50,000	Cash/Market
2.	**(H) Account #1**				
2-A.	CamaPlan FDIC Insured (cash)		None	$50,001 - $100,000	Cash/Market
2-B.	Bryne Capital Life Settlement Wealth Fund 2021 L		None	$15,000 or less	Cash/Market
2-C.	EOKH Rhino Mineral Package (Eckard OK Holdings LLC)	$5,001 - $15,000	Interest	$15,001 - $50,000	Cash/Market
2-D.	High Speed Ventures Uniden, LLC (Forrest Bryant)		None	$15,001 - $50,000	Cash/Market
2-E.	Rockstar Capital Development Group LP (RCG LLC)		None	$100,001 - $250,000	Cash/Market

ADMINISTRATIVE OFFICE OF THE UNITED STATES COURTS

	DESCRIPTION	INCOME AMOUNT	INCOME TYPE	GROSS VALUE	VALUE METHOD
	Transactions	**Transaction Type**	**Transaction Date**	**Transaction Value**	
	(1).	Sold (part)	Jan 31, 2025	$15,000 or less	
	(2).	Sold (part)	Jun 24, 2025	$15,000 or less	
	(3).	Sold (part)	Jul 23, 2025	$15,000 or less	
	(4).	Sold (part)	Sep 22, 2025	$15,000 or less	
	(5).	Sold (part)	Oct 21, 2025	$15,000 or less	
	(6).	Sold (part)	Nov 12, 2025	$15,000 or less	
2-F.	Eckard Energy Midcon LLC - Note	$5,001 - $15,000	Interest	$15,001 - $50,000	Cash/Market
2-G.	Rialto Trading LLC - Convertible Note		None	$15,001 - $50,000	Cash/Market
3.	**(H) Account #2**				
3-A.	Schwab Treasury Oblig Money Inv (SNOXX) (cash eq.)	$1,000 or less	Dividend		
	Transactions	**Transaction Type**	**Transaction Date**	**Transaction Value**	
	(1).	Sold	Oct 2, 2025	$15,000 or less	
3-B.	Schwab US Aggregate Bond Index Fd (SWAGX)	$1,000 or less	Dividend		
	Transactions	**Transaction Type**	**Transaction Date**	**Transaction Value**	
	(1).	Sold	Oct 2, 2025	$15,000 or less	
3-C.	Schwab US Large Cap Growth Index Fd (SWLGX)	$1,000 or less	Dividend	$15,000 or less	Cash/Market
3-D.	Schwab US Mid Cap Index Fd (SWMCX)	$1,000 or less	Dividend	$15,000 or less	Cash/Market
	Transactions	**Transaction Type**	**Transaction Date**	**Transaction Value**	
	(1).	Buy (add'l)	Feb 18, 2025	$15,000 or less	
3-E.	Schwab Fundamental Emer Mkt Large Co Index (SFENX)	$1,000 or less	Dividend,Gain	$15,000 or less	Cash/Market
	Transactions	**Transaction Type**	**Transaction Date**	**Transaction Value**	
	(1).	Sold (part)	Feb 18, 2025	$15,000 or less	
3-F.	Schwab Fundamental Intl Small Co Index (SFILX)	$1,000 or less	Gain		
	Transactions	**Transaction Type**	**Transaction Date**	**Transaction Value**	
	(1).	Sold	Feb 18, 2025	$15,000 or less	
3-G.	Schwab Fundamental US Large Co Index (SFLNX)	$1,000 or less	Dividend	$15,000 or less	Cash/Market
3-H.	Schwab Intl Index Fund (SWISX)	$1,000 or less	Dividend	$15,000 or less	Cash/Market
3-I.	Schwab S&P 500 Index Fd (SWPPX)	$1,000 or less	Dividend	$15,000 or less	Cash/Market
3-J.	Schwab Small Cap Index (SWSSX)	$1,000 or less	Dividend	$15,000 or less	Cash/Market
	Transactions	**Transaction Type**	**Transaction Date**	**Transaction Value**	
	(1).	Buy (add'l)	Feb 18, 2025	$15,000 or less	
3-K.	Pimco Multisector Bond (PYLD)	$1,000 or less	Dividend	$15,000 or less	Cash/Market
	Transactions	**Transaction Type**	**Transaction Date**	**Transaction Value**	
	(1).	Buy	Oct 2, 2025	$15,000 or less	
4.	**(H) Account #3**				
4-A.	Charles Schwab Bank (cash)	$1,000 or less	Interest	$15,000 or less	Cash/Market
4-B.	Schwab Treasury Oblig Money Inv (SNOXX) (cash eq.)	$2,501 - $5,000	Dividend	$50,001 - $100,000	Cash/Market
	Transactions	**Transaction Type**	**Transaction Date**	**Transaction Value**	
	(1).	Sold (part)	Jan 8, 2025	$50,001 - $100,000	
	(2).	Sold (part)	Sep 26, 2025	$50,001 - $100,000	

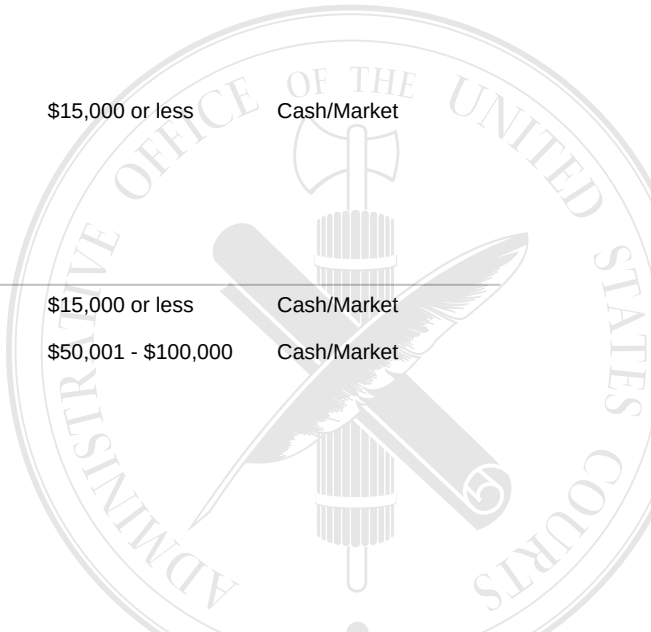

	DESCRIPTION	INCOME AMOUNT	INCOME TYPE	GROSS VALUE	VALUE METHOD
4-C.	Cincinnati Financial Corp (CINF)	$1,000 or less	Dividend,Gain		

Transactions	Transaction Type	Transaction Date	Transaction Value
(1).	Sold	Jan 8, 2025	$15,000 or less

4-D.	American Electric Power Company Inc (AEP)	$1,001 - $2,500	Dividend	$50,001 - $100,000	Cash/Market

Transactions	Transaction Type	Transaction Date	Transaction Value
(1).	Buy	Jan 8, 2025	$15,001 - $50,000
(2).	Buy (add'l)	Nov 21, 2025	$15,000 or less

4-E.	Cisco Systems Inc (CSCO)	$1,000 or less	Dividend	$15,001 - $50,000	Cash/Market

Transactions	Transaction Type	Transaction Date	Transaction Value
(1).	Buy	Jan 31, 2025	$15,000 or less

4-F.	Colgate-Palmolive Co (CL)	$1,000 or less	Dividend	$15,000 or less	Cash/Market

Transactions	Transaction Type	Transaction Date	Transaction Value
(1).	Buy (add'l)	Jan 8, 2025	$15,000 or less

4-G.	Consolidated Edison Inc (ED)	$1,000 or less	Dividend	$15,000 or less	Cash/Market

Transactions	Transaction Type	Transaction Date	Transaction Value
(1).	Buy (add'l)	Jan 8, 2025	$15,000 or less

4-H.	Emerson Electric Co (EMR)	$2,501 - $5,000	Gain		

Transactions	Transaction Type	Transaction Date	Transaction Value
(1).	Sold	Jan 8, 2025	$15,000 or less

4-I.	General Mills Inc (GIS)	$1,000 or less	Dividend		

Transactions	Transaction Type	Transaction Date	Transaction Value
(1).	Buy (add'l)	Jan 8, 2025	$15,000 or less
(2).	Sold	Nov 21, 2025	$15,000 or less

4-J.	Johnson & Johnson (JNJ)	$1,000 or less	Dividend	$15,001 - $50,000	Cash/Market

Transactions	Transaction Type	Transaction Date	Transaction Value
(1).	Buy (add'l)	Jan 8, 2025	$15,000 or less

4-K.	JPMorgan Chase & Co (JPM)	$2,501 - $5,000	Dividend,Gain	$15,001 - $50,000	Cash/Market

Transactions	Transaction Type	Transaction Date	Transaction Value
(1).	Sold (part)	Jan 8, 2025	$15,000 or less

4-L.	Kimberly-Clark Corp (KMB)	$1,000 or less	Dividend	$15,000 or less	Cash/Market

Transactions	Transaction Type	Transaction Date	Transaction Value
(1).	Buy (add'l)	Jan 8, 2025	$15,000 or less

4-M.	Lockheed Martin Corp (LMT)	$1,000 or less	Dividend	$15,000 or less	Cash/Market

Transactions	Transaction Type	Transaction Date	Transaction Value
(1).	Buy (add'l)	Jan 8, 2025	$15,000 or less

4-N.	McDonalds Corp (MCD)	$1,000 or less	Dividend,Gain	$15,000 or less	Cash/Market

Transactions	Transaction Type	Transaction Date	Transaction Value
(1).	Sold (part)	Jan 8, 2025	$15,000 or less

4-O.	Nextera Energy Inc (NEE)	$1,000 or less	Dividend	$15,000 or less	Cash/Market

Transactions	Transaction Type	Transaction Date	Transaction Value
(1).	Buy (add'l)	Jan 8, 2025	$15,000 or less

4-P.	Pepsico Inc (PEP)	$1,000 or less	Dividend	$15,000 or less	Cash/Market

Transactions	Transaction Type	Transaction Date	Transaction Value
(1).	Buy (add'l)	Jan 8, 2025	$15,000 or less

4-Q.	Pfizer Inc (PFE)	$1,000 or less	Dividend	$15,000 or less	Cash/Market

	DESCRIPTION	INCOME AMOUNT	INCOME TYPE	GROSS VALUE	VALUE METHOD
	Transactions **Transaction Type** **Transaction Date** **Transaction Value**				
	(1). Buy (add'l) Jan 8, 2025 $15,000 or less				
4-R.	Procter & Gamble (PG)	$1,000 or less	Dividend	$15,000 or less	Cash/Market
4-S.	Qualcomm Inc (QCOM)	$1,000 or less	Dividend	$15,000 or less	Cash/Market
4-T.	Texas Instruments (TXN)	$1,000 or less	Dividend	$15,001 - $50,000	Cash/Market
4-U.	Truist Financial Corp (TFC)	$1,000 or less	Dividend	$15,001 - $50,000	Cash/Market
	Transactions **Transaction Type** **Transaction Date** **Transaction Value**				
	(1). Sold (part) Jan 8, 2025 $15,000 or less				
4-V.	Unilever PLC (UL)	$1,000 or less	Gain		
	Transactions **Transaction Type** **Transaction Date** **Transaction Value**				
	(1). Sold Jan 30, 2025 $15,000 or less				
4-W.	Verizon Communications (VZ)	$1,001 - $2,500	Dividend	$15,001 - $50,000	Cash/Market
4-X.	Pimco GNMA and Govt Securities Fd Instl (PDMIX)	$5,001 - $15,000	Dividend	$100,001 - $250,000	Cash/Market
	Transactions **Transaction Type** **Transaction Date** **Transaction Value**				
	(1). Buy (add'l) Jan 8, 2025 $15,000 or less				
4-Y.	Pimco Income Fund Institutional (PIMIX)	$5,001 - $15,000	Dividend	$100,001 - $250,000	Cash/Market
	Transactions **Transaction Type** **Transaction Date** **Transaction Value**				
	(1). Buy (add'l) Sep 26, 2025 $50,001 - $100,000				
4-Z.	Pimco Mortgage Opportunities and Bd Instl (PMZIX)	$5,001 - $15,000	Dividend	$50,001 - $100,000	Cash/Market
4-AA.	Pimco Short Term Instl (PTSHX)	$5,001 - $15,000	Dividend	$100,001 - $250,000	Cash/Market
	Transactions **Transaction Type** **Transaction Date** **Transaction Value**				
	(1). Buy (add'l) Jan 8, 2025 $15,001 - $50,000				
4-AB.	Vanguard Total Bond Market Index Admiral (VBTLX)	$1,000 or less	Dividend		
	Transactions **Transaction Type** **Transaction Date** **Transaction Value**				
	(1). Sold Jan 8, 2025 $15,000 or less				
5.	**(H) Account #4**				
5-A.	Charles Schwab Bank (cash)	$1,000 or less	Interest	$15,001 - $50,000	Cash/Market
5-B.	Schwab Treasury Oblig Money Inv (SNOXX) (cash eq.)	$15,001 - $50,000	Dividend	$250,001 - $500,000	Cash/Market
	Transactions **Transaction Type** **Transaction Date** **Transaction Value**				
	(1). Sold (part) Jan 8, 2025 $100,001 - $250,000				
	(2). Buy (add'l) Feb 13, 2025 $100,001 - $250,000				
	(3). Buy (add'l) Jun 6, 2025 $15,000 or less				
	(4). Sold (part) Sep 26, 2025 $250,001 - $500,000				
	(5). Buy (add'l) Nov 20, 2025 $50,001 - $100,000				
5-C.	GNMA II 5.5% Due 05/20/36	$1,000 or less	Interest	$15,000 or less	Cash/Market
5-D.	GNMA II 6.0% Due 03/20/39	$1,000 or less	Interest	$15,000 or less	Cash/Market
5-E.	GNMA II 5.0% Due 09/20/40	$1,000 or less	Interest	$15,000 or less	Cash/Market
5-F.	Abbott Laboratories (ABT)	$15,001 - $50,000	Dividend,Gain	$50,001 - $100,000	Cash/Market
	Transactions **Transaction Type** **Transaction Date** **Transaction Value**				
	(1). Sold (part) Feb 13, 2025 $15,001 - $50,000				
	(2). Sold (part) Nov 20, 2025 $15,000 or less				
5-G.	Abbvie Inc (ABBV)	$15,001 - $50,000	Dividend,Gain	$50,001 - $100,000	Cash/Market

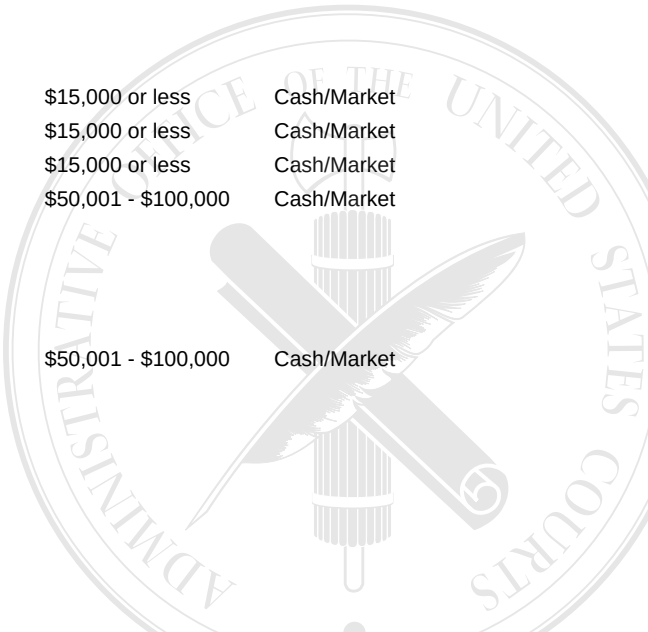

	DESCRIPTION	INCOME AMOUNT	INCOME TYPE	GROSS VALUE	VALUE METHOD
	Transactions **Transaction Type** **Transaction Date** **Transaction Value**				
	(1). Buy (add'l) Jan 8, 2025 $15,000 or less				
	(2). Sold (part) Feb 13, 2025 $15,000 or less				
	(3). Sold (part) Nov 20, 2025 $15,001 - $50,000				
5-H.	Accenture Plc (ACN)	$5,001 - $15,000	Dividend,Gain	$50,001 - $100,000	Cash/Market
	Transactions **Transaction Type** **Transaction Date** **Transaction Value**				
	(1). Sold (part) Feb 13, 2025 $15,001 - $50,000				
	(2). Buy (add'l) Nov 20, 2025 $15,001 - $50,000				
5-I.	Advanced Micro Devices (AMD)	$15,001 - $50,000	Gain	$50,001 - $100,000	Cash/Market
	Transactions **Transaction Type** **Transaction Date** **Transaction Value**				
	(1). Buy (add'l) Jan 8, 2025 $15,000 or less				
	(2). Sold (part) Nov 20, 2025 $50,001 - $100,000				
5-J.	Alphabet Inc Cl A (GOOGL)	$50,001 - $100,000	Dividend,Gain	$50,001 - $100,000	Cash/Market
	Transactions **Transaction Type** **Transaction Date** **Transaction Value**				
	(1). Sold (part) Jan 8, 2025 $15,001 - $50,000				
	(2). Sold (part) Feb 13, 2025 $15,000 or less				
	(3). Sold (part) Nov 20, 2025 $15,001 - $50,000				
5-K.	Amazon.Com Inc (AMZN)	$15,001 - $50,000	Gain	$50,001 - $100,000	Cash/Market
	Transactions **Transaction Type** **Transaction Date** **Transaction Value**				
	(1). Sold (part) Jan 8, 2025 $15,001 - $50,000				
	(2). Sold (part) Feb 13, 2025 $15,000 or less				
	(3). Sold (part) Nov 20, 2025 $15,000 or less				
5-L.	Apple Inc (AAPL)	$15,001 - $50,000	Dividend,Gain	$50,001 - $100,000	Cash/Market
	Transactions **Transaction Type** **Transaction Date** **Transaction Value**				
	(1). Sold (part) Jan 8, 2025 $15,000 or less				
	(2). Sold (part) Feb 13, 2025 $15,000 or less				
	(3). Sold (part) Nov 20, 2025 $15,001 - $50,000				
5-M.	Blackstone Inc (BX)	$5,001 - $15,000	Dividend,Gain	$50,001 - $100,000	Cash/Market
	Transactions **Transaction Type** **Transaction Date** **Transaction Value**				
	(1). Sold (part) Jan 8, 2025 $15,000 or less				
	(2). Sold (part) Feb 13, 2025 $15,000 or less				
	(3). Buy (add'l) Nov 20, 2025 $15,000 or less				
5-N.	Broadcom Inc (AVGO)	$5,001 - $15,000	Dividend,Gain	$50,001 - $100,000	Cash/Market
	Transactions **Transaction Type** **Transaction Date** **Transaction Value**				
	(1). Buy Jan 8, 2025 $50,001 - $100,000				
	(2). Sold (part) Feb 13, 2025 $15,000 or less				
	(3). Sold (part) Nov 20, 2025 $15,001 - $50,000				
5-O.	Carrier Global Corp (CARR)	$1,000 or less	Dividend	$50,001 - $100,000	Cash/Market
	Transactions **Transaction Type** **Transaction Date** **Transaction Value**				
	(1). Buy (add'l) Jan 8, 2025 $15,000 or less				
	(2). Sold (part) Feb 13, 2025 $15,000 or less				
	(3). Buy (add'l) Nov 20, 2025 $15,000 or less				
5-P.	Caterpillar Inc (CAT)	$15,001 - $50,000	Dividend,Gain	$50,001 - $100,000	Cash/Market
	Transactions **Transaction Type** **Transaction Date** **Transaction Value**				
	(1). Sold (part) Jan 8, 2025 $15,000 or less				
	(2). Sold (part) Feb 13, 2025 $15,000 or less				
	(3). Sold (part) Nov 20, 2025 $15,001 - $50,000				
5-Q.	Chevron Corp (CVX)	$5,001 - $15,000	Dividend,Gain	$50,001 - $100,000	Cash/Market



	DESCRIPTION	INCOME AMOUNT	INCOME TYPE	GROSS VALUE	VALUE METHOD
	Transactions	**Transaction Type**	**Transaction Date**	**Transaction Value**	
	(1).	Sold (part)	Jan 8, 2025	$15,000 or less	
	(2).	Sold (part)	Feb 13, 2025	$15,000 or less	
	(3).	Sold (part)	Nov 20, 2025	$15,000 or less	
5-R.	Cisco Systems Inc (CSCO)	$15,001 - $50,000	Dividend,Gain	$50,001 - $100,000	Cash/Market
	Transactions	**Transaction Type**	**Transaction Date**	**Transaction Value**	
	(1).	Sold (part)	Jan 8, 2025	$15,000 or less	
	(2).	Sold (part)	Feb 13, 2025	$15,000 or less	
	(3).	Sold (part)	Nov 20, 2025	$15,001 - $50,000	
5-S.	Colgate-Palmolive Co (CL)	$15,001 - $50,000	Dividend,Gain		
	Transactions	**Transaction Type**	**Transaction Date**	**Transaction Value**	
	(1).	Buy (add'l)	Jan 8, 2025	$15,000 or less	
	(2).	Sold (part)	Feb 13, 2025	$15,000 or less	
	(3).	Sold	Nov 17, 2025	$50,001 - $100,000	
5-T.	Costco Wholesale Corp (COST)	$2,501 - $5,000	Dividend,Gain	$50,001 - $100,000	Cash/Market
	Transactions	**Transaction Type**	**Transaction Date**	**Transaction Value**	
	(1).	Sold (part)	Feb 13, 2025	$15,001 - $50,000	
	(2).	Buy (add'l)	Nov 20, 2025	$15,000 or less	
5-U.	Deere & Co (DE)	$15,001 - $50,000	Dividend,Gain	$50,001 - $100,000	Cash/Market
	Transactions	**Transaction Type**	**Transaction Date**	**Transaction Value**	
	(1).	Sold (part)	Jan 8, 2025	$15,000 or less	
	(2).	Sold (part)	Feb 13, 2025	$15,001 - $50,000	
	(3).	Sold (part)	Nov 20, 2025	$15,000 or less	
5-V.	Goldman Sachs Group (GS)	$15,001 - $50,000	Dividend,Gain	$50,001 - $100,000	Cash/Market
	Transactions	**Transaction Type**	**Transaction Date**	**Transaction Value**	
	(1).	Sold (part)	Jan 8, 2025	$15,001 - $50,000	
	(2).	Sold (part)	Feb 13, 2025	$15,001 - $50,000	
	(3).	Sold (part)	Nov 20, 2025	$15,001 - $50,000	
5-W.	Home Depot Inc (HD)	$5,001 - $15,000	Dividend,Gain	$50,001 - $100,000	Cash/Market
	Transactions	**Transaction Type**	**Transaction Date**	**Transaction Value**	
	(1).	Sold (part)	Feb 13, 2025	$15,000 or less	
	(2).	Buy (add'l)	Nov 20, 2025	$15,000 or less	
5-X.	IBM Corp (IBM)	$15,001 - $50,000	Dividend,Gain	$50,001 - $100,000	Cash/Market
	Transactions	**Transaction Type**	**Transaction Date**	**Transaction Value**	
	(1).	Sold (part)	Jan 8, 2025	$15,000 or less	
	(2).	Sold (part)	Feb 13, 2025	$15,001 - $50,000	
	(3).	Sold (part)	Nov 20, 2025	$15,001 - $50,000	
5-Y.	Johnson & Johnson (JNJ)	$5,001 - $15,000	Dividend,Gain	$50,001 - $100,000	Cash/Market
	Transactions	**Transaction Type**	**Transaction Date**	**Transaction Value**	
	(1).	Buy (add'l)	Jan 8, 2025	$15,000 or less	
	(2).	Sold (part)	Feb 13, 2025	$15,000 or less	
	(3).	Sold (part)	Nov 20, 2025	$15,001 - $50,000	
5-Z.	JPMorgan Chase & Co (JPM)	$15,001 - $50,000	Dividend,Gain	$50,001 - $100,000	Cash/Market
	Transactions	**Transaction Type**	**Transaction Date**	**Transaction Value**	
	(1).	Sold (part)	Jan 8, 2025	$15,000 or less	
	(2).	Sold (part)	Feb 13, 2025	$15,001 - $50,000	
	(3).	Sold (part)	Nov 20, 2025	$15,000 or less	
5-AA.	Lockheed Martin Corp (LMT)	$5,001 - $15,000	Dividend,Gain	$50,001 - $100,000	Cash/Market



	DESCRIPTION	INCOME AMOUNT	INCOME TYPE	GROSS VALUE	VALUE METHOD

Transactions	Transaction Type	Transaction Date	Transaction Value
(1).	Buy (add'l)	Jan 8, 2025	$15,000 or less
(2).	Sold (part)	Feb 13, 2025	$15,000 or less
(3).	Sold (part)	Nov 20, 2025	$15,000 or less

5-AB.	Mastercard Inc (MA)	$15,001 - $50,000	Dividend,Gain	$50,001 - $100,000	Cash/Market

Transactions	Transaction Type	Transaction Date	Transaction Value
(1).	Sold (part)	Jan 8, 2025	$15,000 or less
(2).	Sold (part)	Feb 13, 2025	$15,001 - $50,000
(3).	Sold (part)	Nov 20, 2025	$15,000 or less

5-AC.	McDonalds Corp (MCD)	$5,001 - $15,000	Dividend,Gain	$50,001 - $100,000	Cash/Market

Transactions	Transaction Type	Transaction Date	Transaction Value
(1).	Sold (part)	Feb 13, 2025	$15,000 or less
(2).	Sold (part)	Nov 20, 2025	$15,000 or less

5-AD.	Meta Platforms Inc (META)	$5,001 - $15,000	Dividend,Gain	$50,001 - $100,000	Cash/Market

Transactions	Transaction Type	Transaction Date	Transaction Value
(1).	Sold (part)	Jan 8, 2025	$15,000 or less
(2).	Sold (part)	Feb 13, 2025	$15,001 - $50,000
(3).	Buy (add'l)	Nov 20, 2025	$15,000 or less

5-AE.	Micron Technology (MU)		None	$50,001 - $100,000	Cash/Market

Additional Explanation: No dividend received in 2025.

Transactions	Transaction Type	Transaction Date	Transaction Value
(1).	Buy	Nov 17, 2025	$50,001 - $100,000
(2).	Buy (add'l)	Nov 20, 2025	$15,000 or less

5-AF.	Microsoft Corp (MSFT)	$15,001 - $50,000	Dividend,Gain	$50,001 - $100,000	Cash/Market

Transactions	Transaction Type	Transaction Date	Transaction Value
(1).	Sold (part)	Feb 13, 2025	$15,000 or less
(2).	Sold (part)	Nov 20, 2025	$15,001 - $50,000

5-AG.	Nextera Energy Inc (NEE)	$2,501 - $5,000	Dividend,Gain	$50,001 - $100,000	Cash/Market

Transactions	Transaction Type	Transaction Date	Transaction Value
(1).	Buy (add'l)	Jan 8, 2025	$15,000 or less
(2).	Sold (part)	Feb 13, 2025	$15,000 or less
(3).	Sold (part)	Nov 20, 2025	$15,001 - $50,000

5-AH.	Nvidia Corp (NVDA)	$50,001 - $100,000	Dividend,Gain	$50,001 - $100,000	Cash/Market

Transactions	Transaction Type	Transaction Date	Transaction Value
(1).	Sold (part)	Jan 8, 2025	$15,001 - $50,000
(2).	Sold (part)	Feb 13, 2025	$15,000 or less
(3).	Sold (part)	Nov 20, 2025	$15,001 - $50,000

5-AI.	Oracle Corp (ORCL)	$15,001 - $50,000	Dividend,Gain	$50,001 - $100,000	Cash/Market

Transactions	Transaction Type	Transaction Date	Transaction Value
(1).	Buy (add'l)	Jan 8, 2025	$15,000 or less
(2).	Sold (part)	Feb 13, 2025	$15,000 or less
(3).	Sold (part)	Nov 20, 2025	$15,001 - $50,000

5-AJ.	Palo Alto Networks Inc (PANW)	$1,001 - $2,500	Gain	$50,001 - $100,000	Cash/Market

Transactions	Transaction Type	Transaction Date	Transaction Value
(1).	Buy	Aug 7, 2025	$50,001 - $100,000
(2).	Sold (part)	Nov 20, 2025	$15,000 or less

5-AK.	Pepsico Inc (PEP)	$15,001 - $50,000	Dividend,Gain		



	DESCRIPTION	INCOME AMOUNT	INCOME TYPE	GROSS VALUE	VALUE METHOD
	Transactions	**Transaction Type**	**Transaction Date**	**Transaction Value**	
	(1).	Buy (add'l)	Jan 8, 2025	$15,000 or less	
	(2).	Sold (part)	Feb 13, 2025	$15,000 or less	
	(3).	Sold	Aug 7, 2025	$50,001 - $100,000	
5-AL.	Pfizer Inc (PFE)	$2,501 - $5,000	Dividend	$50,001 - $100,000	Cash/Market
	Transactions	**Transaction Type**	**Transaction Date**	**Transaction Value**	
	(1).	Buy (add'l)	Jan 8, 2025	$15,000 or less	
	(2).	Sold (part)	Feb 13, 2025	$15,000 or less	
	(3).	Sold (part)	Nov 20, 2025	$15,000 or less	
5-AM.	Qualcomm Inc (QCOM)	$5,001 - $15,000	Dividend,Gain	$50,001 - $100,000	Cash/Market
	Transactions	**Transaction Type**	**Transaction Date**	**Transaction Value**	
	(1).	Sold (part)	Feb 13, 2025	$15,000 or less	
	(2).	Sold (part)	Nov 20, 2025	$15,000 or less	
5-AN.	RTX Corp (RTX)	$15,001 - $50,000	Dividend,Gain	$50,001 - $100,000	Cash/Market
	Transactions	**Transaction Type**	**Transaction Date**	**Transaction Value**	
	(1).	Sold (part)	Feb 13, 2025	$15,001 - $50,000	
	(2).	Sold (part)	Nov 20, 2025	$15,001 - $50,000	
5-AO.	Sherwin Williams Co (SHW)	$2,501 - $5,000	Dividend,Gain	$50,001 - $100,000	Cash/Market
	Transactions	**Transaction Type**	**Transaction Date**	**Transaction Value**	
	(1).	Buy (add'l)	Jan 8, 2025	$15,000 or less	
	(2).	Sold (part)	Feb 13, 2025	$15,000 or less	
5-AP.	Southern Co (SO)	$15,001 - $50,000	Gain		
	Transactions	**Transaction Type**	**Transaction Date**	**Transaction Value**	
	(1).	Sold	Jan 8, 2025	$50,001 - $100,000	
5-AQ.	Stryker Corp (SYK)	$5,001 - $15,000	Dividend,Gain	$50,001 - $100,000	Cash/Market
	Transactions	**Transaction Type**	**Transaction Date**	**Transaction Value**	
	(1).	Buy (add'l)	Jan 8, 2025	$15,000 or less	
	(2).	Sold (part)	Feb 13, 2025	$15,001 - $50,000	
5-AR.	Target Corp (TGT)	$1,001 - $2,500	Dividend	$50,001 - $100,000	Cash/Market
	Transactions	**Transaction Type**	**Transaction Date**	**Transaction Value**	
	(1).	Buy (add'l)	Jan 8, 2025	$15,000 or less	
	(2).	Sold (part)	Feb 13, 2025	$15,000 or less	
	(3).	Buy (add'l)	Nov 20, 2025	$15,001 - $50,000	
5-AS.	The Coca-Cola Co (KO)	$5,001 - $15,000	Dividend,Gain	$50,001 - $100,000	Cash/Market
	Transactions	**Transaction Type**	**Transaction Date**	**Transaction Value**	
	(1).	Buy (add'l)	Jan 8, 2025	$15,000 or less	
	(2).	Sold (part)	Feb 13, 2025	$15,001 - $50,000	
	(3).	Sold (part)	Nov 20, 2025	$15,000 or less	
5-AT.	TJX Companies Inc (TJX)	$15,001 - $50,000	Dividend,Gain	$50,001 - $100,000	Cash/Market
	Transactions	**Transaction Type**	**Transaction Date**	**Transaction Value**	
	(1).	Sold (part)	Feb 13, 2025	$15,000 or less	
	(2).	Sold (part)	Nov 20, 2025	$15,001 - $50,000	
5-AU.	Truist Financial Corp (TFC)	$2,501 - $5,000	Dividend,Gain	$50,001 - $100,000	Cash/Market
	Transactions	**Transaction Type**	**Transaction Date**	**Transaction Value**	
	(1).	Sold (part)	Jan 8, 2025	$15,000 or less	
	(2).	Sold (part)	Feb 13, 2025	$15,000 or less	
	(3).	Sold (part)	Nov 20, 2025	$15,000 or less	
5-AV.	Visa Inc (V)	$15,001 - $50,000	Dividend,Gain	$50,001 - $100,000	Cash/Market



	DESCRIPTION	INCOME AMOUNT	INCOME TYPE	GROSS VALUE	VALUE METHOD
	Transactions	**Transaction Type**	**Transaction Date**	**Transaction Value**	
	(1).	Sold (part)	Jan 8, 2025	$15,000 or less	
	(2).	Sold (part)	Feb 13, 2025	$15,001 - $50,000	
5-AW.	Pimco GNMA And Government Secs Instl (PDMIX)	$15,001 - $50,000	Dividend	$500,001 - $1,000,000	Cash/Market
	Transactions	**Transaction Type**	**Transaction Date**	**Transaction Value**	
	(1).	Buy (add'l)	Jan 8, 2025	$15,000 or less	
	(2).	Buy (add'l)	Feb 13, 2025	$100,001 - $250,000	
	(3).	Buy (add'l)	Nov 20, 2025	$100,001 - $250,000	
5-AX.	Pimco Income Fund Inst Class (PIMIX)	$15,001 - $50,000	Dividend	$500,001 - $1,000,000	Cash/Market
	Transactions	**Transaction Type**	**Transaction Date**	**Transaction Value**	
	(1).	Buy (add'l)	Feb 13, 2025	$50,001 - $100,000	
	(2).	Buy (add'l)	Sep 26, 2025	$250,001 - $500,000	
	(3).	Buy (add'l)	Nov 20, 2025	$100,001 - $250,000	
5-AY.	Pimco Mortgage Opportunities and Bd Instl (PMZIX)	$15,001 - $50,000	Dividend	$250,001 - $500,000	Cash/Market
	Transactions	**Transaction Type**	**Transaction Date**	**Transaction Value**	
	(1).	Buy (add'l)	Feb 13, 2025	$50,001 - $100,000	
	(2).	Buy (add'l)	Nov 20, 2025	$50,001 - $100,000	
5-AZ.	Pimco Short-Term Fund Inst Class (PTSHX)	$15,001 - $50,000	Dividend	$500,001 - $1,000,000	Cash/Market
	Transactions	**Transaction Type**	**Transaction Date**	**Transaction Value**	
	(1).	Sold (part)	Jan 8, 2025	$15,000 or less	
	(2).	Buy (add'l)	Feb 13, 2025	$100,001 - $250,000	
	(3).	Buy (add'l)	Nov 20, 2025	$100,001 - $250,000	
6.	**(H) Account #5**				
6-A.	Schwab Government Money Inv (SNVXX) (cash equiv)	$1,000 or less	Dividend	$15,001 - $50,000	Cash/Market
	Transactions	**Transaction Type**	**Transaction Date**	**Transaction Value**	
	(1).	Buy	May 16, 2025	$15,001 - $50,000	
6-B.	Schwab Treasury Oblig Money Inv (SNOXX) (cash eq.)	$1,000 or less	Dividend	$15,000 or less	Cash/Market
	Transactions	**Transaction Type**	**Transaction Date**	**Transaction Value**	
	(1).	Sold (part)	Apr 17, 2025	$15,000 or less	
	(2).	Sold (part)	Oct 2, 2025	$15,000 or less	
6-C.	Schwab US Aggregate Bond Index Fd (SWAGX)	$1,000 or less	Dividend		
	Transactions	**Transaction Type**	**Transaction Date**	**Transaction Value**	
	(1).	Sold	Oct 2, 2025	$15,001 - $50,000	
6-D.	Schwab US Large Cap Growth Index Fd (SWLGX)	$1,000 or less	Dividend	$15,000 or less	Cash/Market
6-E.	Schwab Fundamental Emer Mkt Large Co Index (SFENX)	$1,000 or less	Dividend	$15,000 or less	Cash/Market
	Transactions	**Transaction Type**	**Transaction Date**	**Transaction Value**	
	(1).	Sold (part)	Feb 18, 2025	$15,000 or less	
6-F.	Schwab Fundamental Intl Small Co Index (SFILX)	$1,000 or less	Dividend,Gain		
	Transactions	**Transaction Type**	**Transaction Date**	**Transaction Value**	
	(1).	Sold	Feb 18, 2025	$15,000 or less	



	DESCRIPTION	INCOME AMOUNT	INCOME TYPE	GROSS VALUE	VALUE METHOD
6-G.	Schwab Fundamental US Large Co Index (SFLNX)	$1,000 or less	Dividend	$15,000 or less	Cash/Market
6-H.	Schwab Intl Index Fund (SWISX)	$1,000 or less	Dividend	$15,000 or less	Cash/Market
6-I.	Schwab S&P 500 Index Fd (SWPPX)	$1,000 or less	Dividend	$15,001 - $50,000	Cash/Market
6-J.	Schwab Small Cap Index (SWSSX)	$1,000 or less	Dividend	$15,000 or less	Cash/Market

Transactions	Transaction Type	Transaction Date	Transaction Value
(1).	Buy (add'l)	Feb 18, 2025	$15,000 or less
(2).	Buy (add'l)	Apr 17, 2025	$15,000 or less

6-K.	Schwab US Mid Cap Index Fd (SWMCX)	$1,000 or less	Dividend	$15,000 or less	Cash/Market

Transactions	Transaction Type	Transaction Date	Transaction Value
(1).	Buy (add'l)	Feb 18, 2025	$15,000 or less

6-L.	Pimco Multisector Bond (PYLD)	$1,000 or less	Dividend	$15,001 - $50,000	Cash/Market

Transactions	Transaction Type	Transaction Date	Transaction Value
(1).	Buy	Oct 2, 2025	$15,001 - $50,000

7.	**(H) Account #6**				
7-A.	Schwab US Aggregate Bond Index Fd (SWAGX)	$1,000 or less	Dividend		

Transactions	Transaction Type	Transaction Date	Transaction Value
(1).	Sold	Oct 2, 2025	$15,000 or less

7-B.	Schwab US Large Cap Growth Index Fd (SWLGX)	$1,000 or less	Dividend	$15,000 or less	Cash/Market
7-C.	Schwab Fundamental US Large Co Index (SFLNX)	$1,000 or less	Dividend	$15,000 or less	Cash/Market
7-D.	Schwab S&P 500 Index (SWPPX)	$1,000 or less	Dividend	$15,000 or less	Cash/Market
7-E.	Schwab Small Cap Index (SWSSX)	$1,000 or less	Dividend	$15,000 or less	Cash/Market
7-F.	Schwab US Mid Cap Index Fd (SWMCX)	$1,000 or less	Dividend	$15,000 or less	Cash/Market
7-G.	Pimco Multisector Bond (PYLD)	$1,000 or less	Dividend	$15,000 or less	Cash/Market

Transactions	Transaction Type	Transaction Date	Transaction Value
(1).	Buy	Oct 2, 2025	$15,000 or less

8.	**(H) Account #7**				
8-A.	Schwab US Aggregate Bond Index Fd (SWAGX)	$1,000 or less	Dividend		

Transactions	Transaction Type	Transaction Date	Transaction Value
(1).	Sold	Oct 2, 2025	$15,000 or less

8-B.	Schwab US Large-Cap Growth Indx (SWLGX)	$1,000 or less	Dividend	$15,000 or less	Cash/Market
8-C.	Schwab US Mid Cap Index Fd (SWMCX)	$1,000 or less	Dividend	$15,000 or less	Cash/Market
8-D.	Schwab Fundamental US Large Company Indx (SFLNX)	$1,000 or less	Dividend	$15,000 or less	Cash/Market
8-E.	Schwab S&P 500 Index (SWPPX)	$1,000 or less	Dividend	$15,000 or less	Cash/Market
8-F.	Schwab Small Cap Index (SWSSX)	$1,000 or less	Dividend	$15,000 or less	Cash/Market
8-G.	Pimco Multisector Bond (PYLD)	$1,000 or less	Dividend	$15,000 or less	Cash/Market

Transactions	Transaction Type	Transaction Date	Transaction Value
(1).	Buy	Oct 2, 2025	$15,000 or less

9.	**(H) Account #8**				
9-A.	Charles Schwab Bank (cash)	$1,000 or less	Interest	$15,001 - $50,000	Cash/Market
9-B.	Schwab Treasury Oblig Money Inv (SNOXX) (cash eq.)	$1,001 - $2,500	Dividend		

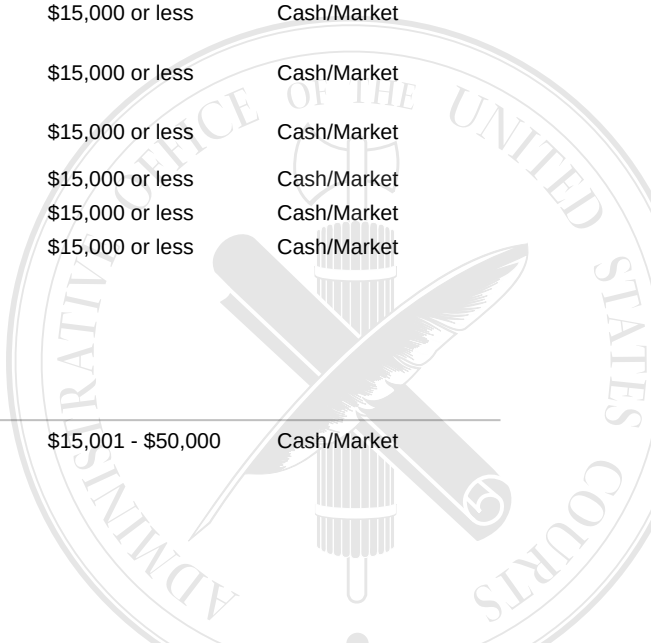

	DESCRIPTION	INCOME AMOUNT	INCOME TYPE	GROSS VALUE	VALUE METHOD
	Transactions **Transaction Type** **Transaction Date** **Transaction Value**				
	(1). Sold (part) Apr 3, 2025 $15,000 or less				
	(2). Sold (part) Apr 10, 2025 $15,001 - $50,000				
	(3). Buy (add'l) Sep 9, 2025 $15,000 or less				
	(4). Sold Oct 3, 2025 $15,000 or less				
9-C.	Abbvie Inc (ABBV)	$1,001 - $2,500	Dividend	$50,001 - $100,000	Cash/Market
9-D.	American Electric Power Co Inc (AEP)	$2,501 - $5,000	Dividend	$50,001 - $100,000	Cash/Market
	Transactions **Transaction Type** **Transaction Date** **Transaction Value**				
	(1). Buy Jan 8, 2025 $50,001 - $100,000				
9-E.	Apple Inc (AAPL)	$5,001 - $15,000	Dividend,Gain	$50,001 - $100,000	Cash/Market
	Transactions **Transaction Type** **Transaction Date** **Transaction Value**				
	(1). Sold (part) Jan 8, 2025 $15,000 or less				
9-F.	Chevron Corp (CVX)	$1,001 - $2,500	Dividend	$50,001 - $100,000	Cash/Market
9-G.	Cincinnatti Financial (CINF)	$5,001 - $15,000	Dividend,Gain	$50,001 - $100,000	Cash/Market
	Transactions **Transaction Type** **Transaction Date** **Transaction Value**				
	(1). Sold (part) Jan 8, 2025 $15,000 or less				
9-H.	Cisco Systems Inc (CISCO)	$1,000 or less	Dividend	$50,001 - $100,000	Cash/Market
	Transactions **Transaction Type** **Transaction Date** **Transaction Value**				
	(1). Buy Jan 31, 2025 $15,001 - $50,000				
	(2). Buy (add'l) Nov 20, 2025 $15,000 or less				
9-I.	Colgate-Palmolive (CL)	$1,001 - $2,500	Dividend	$50,001 - $100,000	Cash/Market
9-J.	Consolidated Edison (ED)	$2,501 - $5,000	Dividend	$50,001 - $100,000	Cash/Market
9-K.	Emerson Electric (EMR)	$1,001 - $2,500	Dividend	$50,001 - $100,000	Cash/Market
9-L.	Exxon Mobil Corp (XOM)	$2,501 - $5,000	Dividend	$50,001 - $100,000	Cash/Market
9-M.	Arthur Gallagher & Co (AJG)	$1,000 or less	Dividend	$50,001 - $100,000	Cash/Market
9-N.	General Mills Inc (GIS)	$5,001 - $15,000	Dividend,Gain		
	Transactions **Transaction Type** **Transaction Date** **Transaction Value**				
	(1). Buy (add'l) Jan 8, 2025 $15,000 or less				
	(2). Sold Nov 20, 2025 $50,001 - $100,000				
9-O.	Home Depot Inc (HD)	$1,001 - $2,500	Dividend	$50,001 - $100,000	Cash/Market
	Transactions **Transaction Type** **Transaction Date** **Transaction Value**				
	(1). Buy (add'l) Nov 20, 2025 $15,000 or less				
9-P.	IBM Corp (IBM)	$2,501 - $5,000	Dividend,Gain	$100,001 - $250,000	Cash/Market
	Transactions **Transaction Type** **Transaction Date** **Transaction Value**				
	(1). Sold (part) Jan 8, 2025 $15,000 or less				
9-Q.	Johnson & Johnson (JNJ)	$1,001 - $2,500	Dividend	$50,001 - $100,000	Cash/Market
9-R.	JPMorgan Chase & Co (JPM)	$5,001 - $15,000	Dividend,Gain	$100,001 - $250,000	Cash/Market
	Transactions **Transaction Type** **Transaction Date** **Transaction Value**				
	(1). Sold (part) Jan 8, 2025 $15,000 or less				
9-S.	Kimberly Clark (KMB)	$1,001 - $2,500	Dividend	$50,001 - $100,000	Cash/Market
	Transactions **Transaction Type** **Transaction Date** **Transaction Value**				
	(1). Buy (add'l) Nov 20, 2025 $15,000 or less				
9-T.	Lockheed Martin Corp (LMT)	$1,001 - $2,500	Dividend	$50,001 - $100,000	Cash/Market
	Transactions **Transaction Type** **Transaction Date** **Transaction Value**				
	(1). Buy (add'l) Jan 8, 2025 $15,000 or less				
9-U.	McDonalds Corp (MCD)	$1,001 - $2,500	Dividend	$50,001 - $100,000	Cash/Market
9-V.	Microsoft Corp (MSFT)	$1,000 or less	Dividend	$50,001 - $100,000	Cash/Market
9-W.	Nextera Energy (NEE)	$1,001 - $2,500	Dividend	$50,001 - $100,000	Cash/Market

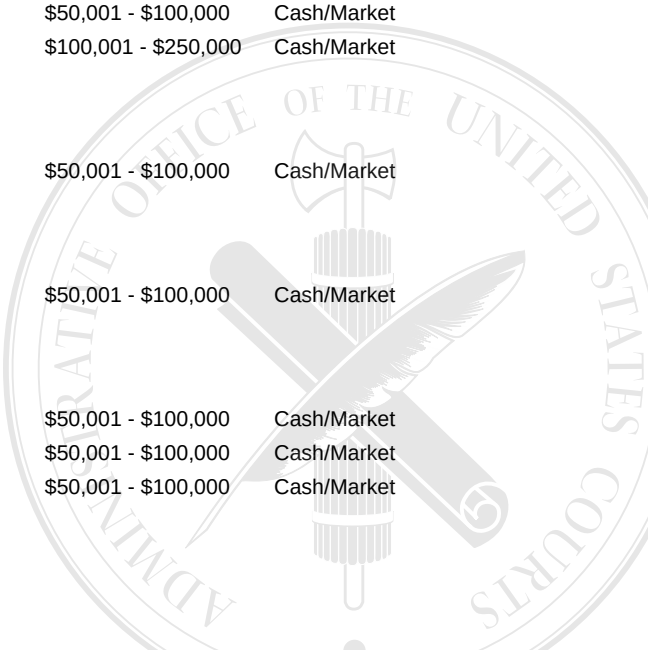

	DESCRIPTION	INCOME AMOUNT	INCOME TYPE	GROSS VALUE	VALUE METHOD
	Transactions **Transaction Type** **Transaction Date** **Transaction Value**				
	(1). Buy (add'l) Jan 8, 2025 $15,000 or less				
9-X.	Paychex Inc (PAYX)	$1,001 - $2,500	Dividend	$50,001 - $100,000	Cash/Market
9-Y.	Pepsico Inc (PEP)	$1,001 - $2,500	Dividend	$15,001 - $50,000	Cash/Market
	Transactions **Transaction Type** **Transaction Date** **Transaction Value**				
	(1). Buy (add'l) Jan 8, 2025 $15,000 or less				
9-Z.	Pfizer Inc (PFE)	$2,501 - $5,000	Dividend	$50,001 - $100,000	Cash/Market
	Transactions **Transaction Type** **Transaction Date** **Transaction Value**				
	(1). Buy Jan 2, 2025 $15,001 - $50,000				
	(2). Buy (add'l) Jan 8, 2025 $15,000 or less				
9-AA.	Procter & Gamble (PG)	$1,001 - $2,500	Dividend	$50,001 - $100,000	Cash/Market
9-AB.	Qualcomm Inc (QCOM)	$1,000 or less	Dividend	$50,001 - $100,000	Cash/Market
9-AC.	RTX Corp (RTX)	$1,001 - $2,500	Dividend	$50,001 - $100,000	Cash/Market
9-AD.	Southern Co (SO)	$5,001 - $15,000	Gain		
	Transactions **Transaction Type** **Transaction Date** **Transaction Value**				
	(1). Sold Jan 8, 2025 $50,001 - $100,000				
9-AE.	Texas Instruments (TXN)	$1,001 - $2,500	Dividend	$50,001 - $100,000	Cash/Market
	Transactions **Transaction Type** **Transaction Date** **Transaction Value**				
	(1). Buy (add'l) Nov 20, 2025 $15,000 or less				
9-AF.	Truist Finl Corp (TFC)	$1,001 - $2,500	Dividend	$50,001 - $100,000	Cash/Market
	Transactions **Transaction Type** **Transaction Date** **Transaction Value**				
	(1). Buy (add'l) Jan 8, 2025 $15,000 or less				
	(2). Buy (add'l) Nov 20, 2025 $15,000 or less				
9-AG.	Unilever PLC (UL)	$15,001 - $50,000	Gain		
	Transactions **Transaction Type** **Transaction Date** **Transaction Value**				
	(1). Sold Jan 30, 2025 $15,001 - $50,000				
9-AH.	Verizon Communication (VZ)	$1,001 - $2,500	Dividend	$50,001 - $100,000	Cash/Market
	Transactions **Transaction Type** **Transaction Date** **Transaction Value**				
	(1). Buy (add'l) Jan 8, 2025 $15,000 or less				
	(2). Buy (add'l) Nov 20, 2025 $15,001 - $50,000				
9-AI.	Vanguard Intermediate Term Tax Exempt Adm (VWIUX)	$5,001 - $15,000	Dividend	$100,001 - $250,000	Cash/Market
9-AJ.	Vanguard Long-Term Tax-Exempt Adm (VWLUX)	$5,001 - $15,000	Dividend	$100,001 - $250,000	Cash/Market
	Transactions **Transaction Type** **Transaction Date** **Transaction Value**				
	(1). Buy (add'l) Jun 30, 2025 $100,001 - $250,000				
	(2). Sold (part) Aug 5, 2025 $15,001 - $50,000				
9-AK.	Vanguard Limited Term Tax Exempt Fund Admiral (VMLUX)	$5,001 - $15,000	Dividend,Gain	$100,001 - $250,000	Cash/Market
	Transactions **Transaction Type** **Transaction Date** **Transaction Value**				
	(1). Sold (part) Dec 10, 2025 $50,001 - $100,000				
9-AL.	Vanguard Short-term Tax Exempt Fund Class Admiral (VWSUX)	$5,001 - $15,000	Dividend,Gain	$100,001 - $250,000	Cash/Market
	Transactions **Transaction Type** **Transaction Date** **Transaction Value**				
	(1). Sold (part) Jun 30, 2025 $100,001 - $250,000				
	(2). Sold (part) Oct 3, 2025 $15,000 or less				
9-AM.	Select Sector Health Care SPDR ETF (XLV)		None		
	Transactions **Transaction Type** **Transaction Date** **Transaction Value**				
	(1). Sold Jan 2, 2025 $15,001 - $50,000				



	DESCRIPTION	INCOME AMOUNT	INCOME TYPE	GROSS VALUE	VALUE METHOD
10.	**(H) Account #9**				
10-A.	Charles Schwab Bank (cash)	$1,000 or less	Interest	$15,000 or less	Cash/Market
10-B.	Schwab Treasury Oblig Money Inv (SNOXX) (cash eq.)	$1,000 or less	Dividend	$15,001 - $50,000	Cash/Market

Transactions	Transaction Type	Transaction Date	Transaction Value
(1).	Sold (part)	Jan 8, 2025	$15,001 - $50,000
(2).	Sold (part)	Mar 6, 2025	$50,001 - $100,000
(3).	Buy (add'l)	Sep 9, 2025	$15,000 or less

10-C.	Abbvie Inc (ABBV)	$1,000 or less	Dividend	$15,001 - $50,000	Cash/Market

Transactions	Transaction Type	Transaction Date	Transaction Value
(1).	Buy (add'l)	Jan 8, 2025	$15,000 or less

10-D.	American Electric Power Co Inc (AEP)	$1,000 or less	Dividend	$15,001 - $50,000	Cash/Market

Transactions	Transaction Type	Transaction Date	Transaction Value
(1).	Buy	Jan 8, 2025	$15,000 or less
(2).	Buy (add'l)	Nov 21, 2025	$15,000 or less

10-E.	Apple Inc (AAPL)	$1,001 - $2,500	Gain		

Transactions	Transaction Type	Transaction Date	Transaction Value
(1).	Sold	Jan 8, 2025	$15,000 or less

10-F.	Chevron Corp (CVX)	$2,501 - $5,000	Dividend,Gain	$15,000 or less	Cash/Market

Transactions	Transaction Type	Transaction Date	Transaction Value
(1).	Sold (part)	Jan 8, 2025	$15,000 or less

10-G.	Cisco Systems Inc (CISCO)	$1,000 or less	Dividend	$15,001 - $50,000	Cash/Market

Transactions	Transaction Type	Transaction Date	Transaction Value
(1).	Buy	Jan 31, 2025	$15,001 - $50,000

10-H.	Colgate-Palmolive (CL)	$1,000 or less	Dividend	$15,001 - $50,000	Cash/Market

Transactions	Transaction Type	Transaction Date	Transaction Value
(1).	Buy (add'l)	Jan 8, 2025	$15,000 or less

10-I.	Consolidated Edison (ED)	$1,000 or less	Dividend	$15,000 or less	Cash/Market

Transactions	Transaction Type	Transaction Date	Transaction Value
(1).	Buy (add'l)	Jan 8, 2025	$15,000 or less

10-J.	Emerson Electric (EMR)	$5,001 - $15,000	Dividend,Gain	$15,001 - $50,000	Cash/Market

Transactions	Transaction Type	Transaction Date	Transaction Value
(1).	Sold (part)	Jan 8, 2025	$15,001 - $50,000

10-K.	Exxon Mobil Corp (XOM)	$1,000 or less	Dividend	$15,000 or less	Cash/Market
10-L.	General Mills Inc. (GIS)	$1,001 - $2,500	Dividend,Gain		

Transactions	Transaction Type	Transaction Date	Transaction Value
(1).	Sold	Nov 21, 2025	$15,000 or less

10-M.	Home Depot Inc (HD)	$2,501 - $5,000	Dividend,Gain	$15,000 or less	Cash/Market

Transactions	Transaction Type	Transaction Date	Transaction Value
(1).	Sold (part)	Jan 8, 2025	$15,000 or less

10-N.	Johnson & Johnson (JNJ)	$1,000 or less	Dividend	$15,001 - $50,000	Cash/Market

Transactions	Transaction Type	Transaction Date	Transaction Value
(1).	Buy (add'l)	Jan 8, 2025	$15,000 or less

10-O.	JPMorgan Chase & Co (JPM)	$1,001 - $2,500	Dividend,Gain		

Transactions	Transaction Type	Transaction Date	Transaction Value
(1).	Sold	Jan 8, 2025	$15,000 or less

ADMINISTRATIVE OFFICE OF THE UNITED STATES COURTS

	DESCRIPTION	INCOME AMOUNT	INCOME TYPE	GROSS VALUE	VALUE METHOD
10-P.	Kimberly Clark (KMB)	$1,000 or less	Dividend	$15,001 - $50,000	Cash/Market
	Transactions **Transaction Type** **Transaction Date** **Transaction Value**				
	(1). Buy (add'l) Jan 8, 2025 $15,000 or less				
10-Q.	Lockheed Martin Corp (LMT)	$1,000 or less	Dividend	$15,000 or less	Cash/Market
10-R.	McDonalds Corp (MCD)	$1,001 - $2,500	Dividend,Gain	$15,001 - $50,000	Cash/Market
	Transactions **Transaction Type** **Transaction Date** **Transaction Value**				
	(1). Sold (part) Jan 8, 2025 $15,000 or less				
10-S.	Nextera Energy (NEE)	$1,000 or less	Dividend	$15,001 - $50,000	Cash/Market
	Transactions **Transaction Type** **Transaction Date** **Transaction Value**				
	(1). Buy (add'l) Jan 8, 2025 $15,000 or less				
10-T.	Paychex Inc (PAYX)	$2,501 - $5,000	Dividend,Gain	$15,000 or less	Cash/Market
	Transactions **Transaction Type** **Transaction Date** **Transaction Value**				
	(1). Sold (part) Jan 8, 2025 $15,000 or less				
10-U.	Pepsico Inc (PEP)	$1,001 - $2,500	Dividend	$15,001 - $50,000	Cash/Market
	Transactions **Transaction Type** **Transaction Date** **Transaction Value**				
	(1). Buy (add'l) Jan 8, 2025 $15,000 or less				
10-V.	Pfizer Inc (PFE)	$1,000 or less	Dividend	$15,000 or less	Cash/Market
10-W.	Procter & Gamble Co (PG)	$1,000 or less	Dividend	$15,000 or less	Cash/Market
	Transactions **Transaction Type** **Transaction Date** **Transaction Value**				
	(1). Buy Jan 8, 2025 $15,000 or less				
10-X.	Qualcomm Inc (QCOM)	$1,000 or less	Dividend	$15,001 - $50,000	Cash/Market
10-Y.	RTX Corp (RTX)	$1,000 or less	Dividend	$15,001 - $50,000	Cash/Market
10-Z.	Southern Co (SO)	$1,001 - $2,500	Gain		
	Transactions **Transaction Type** **Transaction Date** **Transaction Value**				
	(1). Sold Jan 8, 2025 $15,000 or less				
10-AA.	Texas Instruments (TXN)	$1,000 or less	Dividend	$15,001 - $50,000	Cash/Market
10-AB.	Truist Financial Corp (TFC)	$1,001 - $2,500	Dividend,Gain	$15,001 - $50,000	Cash/Market
	Transactions **Transaction Type** **Transaction Date** **Transaction Value**				
	(1). Sold (part) Jan 8, 2025 $15,000 or less				
10-AC.	Unilever PLC (UL)	$5,001 - $15,000	Gain		
	Transactions **Transaction Type** **Transaction Date** **Transaction Value**				
	(1). Sold Jan 30, 2025 $15,001 - $50,000				
10-AD.	Verizon Communication (VZ)	$2,501 - $5,000	Dividend	$15,001 - $50,000	Cash/Market
	Transactions **Transaction Type** **Transaction Date** **Transaction Value**				
	(1). Buy (add'l) Jan 8, 2025 $15,000 or less				
10-AE.	Vanguard Interm Term Tax Exempt Fund Admiral (VWIUX)	$2,501 - $5,000	Dividend	$100,001 - $250,000	Cash/Market
10-AF.	Vanguard Long-Term Tax-Exempt Adm (VWLUX)	$2,501 - $5,000	Dividend	$100,001 - $250,000	Cash/Market
	Transactions **Transaction Type** **Transaction Date** **Transaction Value**				
	(1). Buy (add'l) Jun 30, 2025 $50,001 - $100,000				
10-AG.	Vanguard Limited Term Tax Exempt Fund Admiral (VMLUX)	$2,501 - $5,000	Dividend	$100,001 - $250,000	Cash/Market
10-AH.	Vanguard Ultra Short-term Tax Exempt Fund Class Admiral (VWSUX)	$2,501 - $5,000	Dividend	$50,001 - $100,000	Cash/Market
	Transactions **Transaction Type** **Transaction Date** **Transaction Value**				
	(1). Sold (part) Jun 30, 2025 $50,001 - $100,000				

11. **(H) Account #10**

	DESCRIPTION	INCOME AMOUNT	INCOME TYPE	GROSS VALUE	VALUE METHOD
11-A.	Schwab Treasury Oblig Money Inv (SNOXX) (cash eq.)	$2,501 - $5,000	Dividend		

Transactions	Transaction Type	Transaction Date	Transaction Value
(1).	Buy (add'l)	Jan 8, 2025	$50,001 - $100,000
(2).	Buy (add'l)	Jan 13, 2025	$50,001 - $100,000
(3).	Sold (part)	Apr 2, 2025	$15,001 - $50,000
(4).	Sold (part)	Apr 13, 2025	$15,001 - $50,000
(5).	Sold (part)	Jul 1, 2025	$15,001 - $50,000
(6).	Sold (part)	Oct 1, 2025	$15,001 - $50,000
(7).	Sold (part)	Nov 19, 2025	$15,001 - $50,000
(8).	Sold	Dec 22, 2025	$15,000 or less

11-B.	Abbvie Inc (ABBV)	$1,001 - $2,500	Dividend	$50,001 - $100,000	Cash/Market
11-C.	American Electric Power Co Inc (AEP)		None	$15,001 - $50,000	Cash/Market

Transactions	Transaction Type	Transaction Date	Transaction Value
(1).	Buy	Nov 21, 2025	$15,001 - $50,000

11-D.	Apple Inc (AAPL)	$1,001 - $2,500	Dividend,Gain	$15,001 - $50,000	Cash/Market

Transactions	Transaction Type	Transaction Date	Transaction Value
(1).	Sold (part)	Jan 8, 2025	$15,000 or less

11-E.	Chevron Corp (CVX)	$2,501 - $5,000	Dividend,Gain	$15,001 - $50,000	Cash/Market

Transactions	Transaction Type	Transaction Date	Transaction Value
(1).	Sold (part)	Jan 8, 2025	$15,000 or less

11-F.	Cincinnati Financial (CINF)	$1,001 - $2,500	Dividend,Gain	$15,001 - $50,000	Cash/Market

Transactions	Transaction Type	Transaction Date	Transaction Value
(1).	Sold (part)	Jan 8, 2025	$15,000 or less

11-G.	Cisco Systems Inc (CISCO)	$1,000 or less	Dividend	$15,001 - $50,000	Cash/Market

Transactions	Transaction Type	Transaction Date	Transaction Value
(1).	Buy	Jan 31, 2025	$15,001 - $50,000

11-H.	Colgate-Palmolive Co (CL)	$1,000 or less	Dividend	$15,001 - $50,000	Cash/Market
11-I.	Consolidated Edison (ED)	$1,000 or less	Dividend	$15,001 - $50,000	Cash/Market
11-J.	Emerson Electric Co (EMR)	$1,001 - $2,500	Dividend,Gain	$15,001 - $50,000	Cash/Market

Transactions	Transaction Type	Transaction Date	Transaction Value
(1).	Sold (part)	Jan 8, 2025	$15,000 or less

11-K.	Exxon Mobil Corp (XOM)	$1,001 - $2,500	Dividend	$15,001 - $50,000	Cash/Market
11-L.	Arthur Gallagher & Co (AJG)	$1,000 or less	Dividend	$15,001 - $50,000	Cash/Market
11-M.	General Mills Inc (GIS)	$1,001 - $2,500	Dividend		

Transactions	Transaction Type	Transaction Date	Transaction Value
(1).	Sold	Nov 21, 2025	$15,001 - $50,000

11-N.	Home Depot Inc (HD)	$1,001 - $2,500	Dividend,Gain	$15,001 - $50,000	Cash/Market

Transactions	Transaction Type	Transaction Date	Transaction Value
(1).	Sold (part)	Jan 8, 2025	$15,000 or less

11-O.	IBM Corp (IBM)	$2,501 - $5,000	Dividend,Gain	$50,001 - $100,000	Cash/Market

Transactions	Transaction Type	Transaction Date	Transaction Value
(1).	Sold (part)	Jan 8, 2025	$15,000 or less

11-P.	JPMorgan Chase & Co (JPM)	$1,000 or less	Dividend	$15,000 or less	Cash/Market
11-Q.	Johnson & Johnson (JNJ)	$1,000 or less	Dividend	$15,001 - $50,000	Cash/Market
11-R.	Kimberly-Clark Corp (KMB)	$1,000 or less	Dividend		

Transactions	Transaction Type	Transaction Date	Transaction Value
(1).	Sold	Dec 22, 2025	$15,001 - $50,000



	DESCRIPTION	INCOME AMOUNT	INCOME TYPE	GROSS VALUE	VALUE METHOD
11-S.	Lockheed Martin Corp (LMT)	$1,000 or less	Dividend	$15,001 - $50,000	Cash/Market
11-T.	McDonalds Corp (MCD)	$1,000 or less	Dividend	$15,001 - $50,000	Cash/Market
11-U.	Microsoft Corp (MSFT)	$1,001 - $2,500	Dividend,Gain	$15,001 - $50,000	Cash/Market
	Transactions	**Transaction Type**	**Transaction Date**	**Transaction Value**	
	(1).	Sold (part)	Jan 8, 2025	$15,000 or less	
11-V.	Nextera Energy Inc (NEE)	$1,000 or less	Dividend	$15,001 - $50,000	Cash/Market
11-W.	Paychex Inc (PAYX)	$2,501 - $5,000	Dividend,Gain	$15,001 - $50,000	Cash/Market
	Transactions	**Transaction Type**	**Transaction Date**	**Transaction Value**	
	(1).	Sold (part)	Jan 8, 2025	$15,000 or less	
11-X.	Pepsico Inc (PEP)	$1,001 - $2,500	Dividend	$15,001 - $50,000	Cash/Market
11-Y.	Pfizer Inc (PFE)	$1,001 - $2,500	Dividend	$15,001 - $50,000	Cash/Market
	Transactions	**Transaction Type**	**Transaction Date**	**Transaction Value**	
	(1).	Buy	Jan 2, 2025	$15,000 or less	
11-Z.	Procter & Gamble (PG)	$1,001 - $2,500	Dividend	$15,001 - $50,000	Cash/Market
11-AA.	Qualcomm Inc (QCOM)	$1,000 or less	Dividend	$15,001 - $50,000	Cash/Market
11-AB.	RTX Corp (RTX)	$1,000 or less	Dividend	$50,001 - $100,000	Cash/Market
11-AC.	Southern Co (SO)	$5,001 - $15,000	Gain		
	Transactions	**Transaction Type**	**Transaction Date**	**Transaction Value**	
	(1).	Sold	Jan 8, 2025	$15,001 - $50,000	
11-AD.	Texas Instruments (TXN)	$1,000 or less	Dividend	$15,000 or less	Cash/Market
11-AE.	Truist Finl Corp (TFC)	$1,001 - $2,500	Dividend	$15,001 - $50,000	Cash/Market
11-AF.	Unilever PLC (UL)	$2,501 - $5,000	Gain		
	Transactions	**Transaction Type**	**Transaction Date**	**Transaction Value**	
	(1).	Sold	Jan 30, 2025	$15,001 - $50,000	
11-AG.	Verizon Communication (VZ)	$1,001 - $2,500	Dividend	$15,001 - $50,000	Cash/Market
11-AH.	Select Sector Health Care SPDR ETF (XLV)		None		
	Transactions	**Transaction Type**	**Transaction Date**	**Transaction Value**	
	(1).	Sold	Jan 2, 2025	$15,001 - $50,000	

12.	**(H) Account #11**				
12-A.	Schwab Government Money Market Fund (SGUXX) (cash eq.)	$1,000 or less	Dividend	$15,000 or less	Cash/Market
12-B.	Dodge & Cox Income (DODIX)	$1,000 or less	Dividend	$15,000 or less	Cash/Market
12-C.	Schwab Total Stock Market Index (SWTSX)	$1,000 or less	Dividend	$15,001 - $50,000	Cash/Market
12-D.	TIAA-CREF International Equity Index (TCIEX)	$1,000 or less	Dividend	$15,000 or less	Cash/Market
12-E.	Principal Short Term Income (PSHIX)	$1,000 or less	Dividend	$15,000 or less	Cash/Market

13. **(H) Account #12**

Additional Explanation: This account does not attribute income to individual assets; it reports unit value.

13-A.	College Counts Conservative Age Based 17-18		None	$100,001 - $250,000	Cash/Market
	Transactions	**Transaction Type**	**Transaction Date**	**Transaction Value**	
	(1).	Sold (part)	Jul 25, 2025	$15,001 - $50,000	
	(2).	Sold (part)	Dec 16, 2025	$15,001 - $50,000	

14.	**(H) Account #13**				
14-A.	Vanguard Cash Reserves Fed MM 529 Portfolio (cash eq.)	$5,001 - $15,000	Dividend,Gain	$50,001 - $100,000	Cash/Market



	DESCRIPTION	INCOME AMOUNT	INCOME TYPE	GROSS VALUE	VALUE METHOD

Transactions	Transaction Type	Transaction Date	Transaction Value
(1).	Sold (part)	Apr 3, 2025	$15,000 or less
(2).	Sold (part)	Jun 11, 2025	$15,001 - $50,000
(3).	Sold (part)	Jul 16, 2025	$15,000 or less
(4).	Sold (part)	Sep 11, 2025	$15,000 or less
(5).	Sold (part)	Nov 19, 2025	$15,000 or less
(6).	Sold (part)	Dec 9, 2025	$15,000 or less

14-B.	Vanguard Inflation-Protected Securities 529 Portfolio		None		

Transactions	Transaction Type	Transaction Date	Transaction Value
(1).	Sold	Mar 3, 2025	$15,000 or less

15.	**(H) Account #14**				
15-A.	Vanguard Cash Reserves Fed MM 529 Portfolio (cash eq.)	$1,000 or less	Dividend	$15,000 or less	Cash/Market

Transactions	Transaction Type	Transaction Date	Transaction Value
(1).	Sold (part)	Mar 3, 2025	$15,000 or less
(2).	Buy (add'l)	Jun 11, 2025	$15,001 - $50,000
(3).	Sold (part)	Jul 14, 2025	$15,001 - $50,000
(4).	Sold (part)	Sep 11, 2025	$15,000 or less
(5).	Buy (add'l)	Nov 18, 2025	$15,001 - $50,000
(6).	Sold (part)	Nov 19, 2025	$15,001 - $50,000

16.	**(H) Account #15**				

Additional Explanation: This account does not attribute income to individual assets; it reports unit value.

16-A.	College Counts Conservative Age Based 17-18		None	$250,001 - $500,000	Cash/Market

Transactions	Transaction Type	Transaction Date	Transaction Value
(1).	Buy	Aug 28, 2025	$250,001 - $500,000

16-B.	College Counts Conservative Age Based 15-16		None		

Transactions	Transaction Type	Transaction Date	Transaction Value
(1).	Sold	Aug 28, 2025	$250,001 - $500,000

17.	**(H) Account #16**				
17-A.	Apple (AAPL)	$1,000 or less	Dividend	$15,000 or less	Cash/Market
18.	**(H) Account #17**				
18-A.	Nvidia (NVDA)	$1,000 or less	Dividend	$15,000 or less	Cash/Market

VIII. Additional Information or Explanations

I do not have any Additional Information to report
No entries in this section