Annual, 2025

Financial Disclosure Report (AO Form 10)

Filer's Information
Leibowitz, David Seymour
U.S. District Court - Florida Southern
District Judge

I certify that all information given above (including information pertaining to my spouse and minor or dependent children, if any) is accurate, true, and complete to the best of my knowledge and belief, and that any information not reported was withheld because it met applicable statutory provisions permitting non-disclosure.

I further certify that earned income from outside employment and honoraria and the acceptance of gifts which have been reported are in compliance with the provisions of 5 U.S.C. Â§ 13141 et. seq., 5 U.S.C. Â§ 7353, and Judicial Conference regulations.

/s/ Leibowitz, David Seymour [electronically signed on Aug 27, 2026 8:27am by Leibowitz, David Seymour in JEFS]
/s/ Leibowitz, David Seymour [electronically signed on Aug 4, 2026 10:12am by Leibowitz, David Seymour in JEFS]

I. Positions

	ORGANIZATION/ENTITY NAME	ORGANIZATION/ENTITY TYPE	POSITION HELD
1.	Trust #1	Trust	Trustee
	Additional Explanation: Reportable assets are listed in Part VII.		
2.	Trust #2	Trust	Trustee
3.	Trust #3	Trust	Trustee
	Additional Explanation: Reportable assets are listed in Part VII.		
4.	Trust #4	Trust	Trustee
	Additional Explanation: Reportable assets are listed in Part VII.		
5.	Trust #6	Trust	Trustee
6.	Trust #5	Trust	Trustee
7.	Trust #7	Trust	Trustee
8.	Trust #8	Trust	Trustee
	Additional Explanation: Reportable assets are listed in Part VII.		
9.	Trust #19	Trust	Trustee
10.	[redacted]	Non-Profit	Director
11.	[redacted]	Non-Profit	Director
12.	[redacted]	Corporation	Director
13.	[redacted]	Trust	Trustee
14.	Greater Miami Jewish Federation	Non-Profit	Trustee
15.	Miami Beach Holocaust Memorial	Non-Profit	Trustee
16.	80 North Lake, LLC	Limited Liability Company	Member-Manager
17.	15700 RBH, LLC	Limited Liability Company	Member-Manager
18.	3150 GMD, LLC	Limited Liability Company	Member
	Additional Explanation: Reportable assets are listed in Part VII.		
19.	597 Buttonwood, LLC	Limited Liability Company	Member
	Additional Explanation: Reportable assets are listed in Part VII.		

II. Agreements

	EMPLOYER OR PARTY NAME	TERMS	AGREEMENT START MONTH	AGREEMENT START YEAR
1.	[redacted]	401k	August	2012
	Additional Explanation: Reportable assets are listed in Part VII.			

III A. Filer Non-Investment Income

I do not have any Filer Non-Investment Income to report
No entries in this section

III B. Spouse Non-Investment Income

	SOURCE	DESCRIPTION	HONORARIUM	HONORARIUM AMOUNT	HONORARIUM DATE
1.	Magellan Healthcare, Inc.	Salary	No	$0.00	

IV. Reimbursements

I do not have any Reimbursements to report
No entries in this section

V. Gifts

I do not have any Gifts to report
No entries in this section

VI. Liabilities

I do not have any Liabilities to report
No entries in this section

VII. Investments and Trusts

	DESCRIPTION	INCOME AMOUNT	INCOME TYPE	GROSS VALUE	VALUE METHOD
1.	**(H) Individual Assets**				
1-A.	Bank of America/Merrill Lynch (cash deposits and money mrkt acct	$50,001 - $100,000	Interest	$1,000,001 - $5,000,000	Cash/Market
1-B.	Great West Life Insurance - Whole life policy		None	$100,001 - $250,000	Cash/Market
1-C.	Clear Creek Station Development LLLP		None	$500,001 - $1,000,000	Book Value
1-D.	3150 GMD, LLC		None	$100,001 - $250,000	Book Value
1-E.	597 Buttonwood, LLC	$100,001 - $1,000,000	Distribution	$100,001 - $250,000	Book Value
1-F.	Stripe Inc. Common Stock Cl B		None	$15,001 - $50,000	Cash/Market
1-G.	[redacted] (Property, Bradley Beach, NJ)	$50,001 - $100,000	Rent	$500,001 - $1,000,000	Book Value
1-H.	UBS Bank (cash)	$1,000 or less	Interest	$15,001 - $50,000	Cash/Market
2.	**(H) Account #1**				
2-A.	Goldman Sachs Bank Deposit (cash)	$5,001 - $15,000	Interest	$250,001 - $500,000	Cash/Market
2-B.	Vanguard S&P 500 ETF (VOO)	$2,501 - $5,000	Dividend	$250,001 - $500,000	Cash/Market
2-C.	GS Tax-Advantaged Global Equity Portfolio Class P (GSKPX)	$15,001 - $50,000	Dividend	$250,001 - $500,000	Cash/Market
3.	**(H) Account #2**				
3-A.	Goldman Sachs Bank Deposit (cash)	$1,001 - $2,500	Interest	$50,001 - $100,000	Cash/Market
3-B.	Vanguard S&P 500 ETF (VOO)	$1,000 or less	Dividend	$15,000 or less	Cash/Market
3-C.	GS Tax-Advantaged Global Equity Portfolio Class P (GSKPX)	$1,000 or less	Dividend	$15,000 or less	Cash/Market
4.	**(H) Account #3**				
4-A.	Goldman Sachs Bank Deposit (cash)	$1,001 - $2,500	Interest	$15,001 - $50,000	Cash/Market
4-B.	Vanguard S&P 500 ETF (VOO)	$1,000 or less	Dividend	$50,001 - $100,000	Cash/Market
4-C.	GS Tax-Advantaged Global Equity Portfolio Class P (GSKPX)	$1,000 or less	Dividend	$50,001 - $100,000	Cash/Market

	DESCRIPTION	INCOME AMOUNT	INCOME TYPE	GROSS VALUE	VALUE METHOD
5.	**(H) Account #4**				
5-A.	Protective Life Insurance Company - Whole Life Policy	$100,001 - $1,000,000	Interest	$1,000,001 - $5,000,000	Cash/Market
5-B.	JPM Liquid Asset MM Fund - Instl Fund (CJLXX) (cash eq.)	$5,001 - $15,000	Dividend	$100,001 - $250,000	Cash/Market

Transactions	Transaction Type	Transaction Date	Transaction Value
(1).	Sold (part)	Mar 10, 2025	$50,001 - $100,000

6.	**(H) Account #5**				
6-A.	[redacted]. stock		None	$100,001 - $250,000	Cash/Market
7.	**(H) Account #6**				
7-A.	Fidelity 500 Index Fund (FXAIX)	$1,001 - $2,500	Dividend,Gain	$50,001 - $100,000	Cash/Market

Transactions	Transaction Type	Transaction Date	Transaction Value
(1).	Buy (add'l)	Mar 10, 2025	$15,000 or less
(2).	Buy (add'l)	Apr 16, 2025	$15,001 - $50,000
(3).	Sold (part)	May 29, 2025	$15,001 - $50,000
(4).	Sold (part)	Jun 24, 2025	$15,000 or less
(5).	Sold (part)	Jul 11, 2025	$15,000 or less

7-B.	Financial Select Sector SPDR (XLF)	$1,000 or less	Dividend	$15,000 or less	Cash/Market

Transactions	Transaction Type	Transaction Date	Transaction Value
(1).	Buy (add'l)	Mar 10, 2025	$15,000 or less
(2).	Buy (add'l)	Dec 30, 2025	$15,000 or less

7-C.	Industrial Select Sect SPDR (XLI)	$1,000 or less	Dividend	$15,000 or less	Cash/Market
7-D.	Six Circle MGD EQ US Uncon (CMEUX)	$2,501 - $5,000	Dividend,Gain	$100,001 - $250,000	Cash/Market

Transactions	Transaction Type	Transaction Date	Transaction Value
(1).	Buy (add'l)	Mar 3, 2025	$15,000 or less
(2).	Buy (add'l)	Mar 10, 2025	$15,001 - $50,000
(3).	Buy (add'l)	May 29, 2025	$15,001 - $50,000
(4).	Sold (part)	Jun 24, 2025	$15,000 or less
(5).	Buy (add'l)	Jul 11, 2025	$15,000 or less
(6).	Buy (add'l)	Dec 30, 2025	$15,000 or less

7-E.	Vanguard Financials ETF (VFH)	$1,000 or less	Dividend	$15,000 or less	Cash/Market
7-F.	iShares Core S&P Midcap ETF (IJH)	$1,000 or less	Dividend,Gain		

Transactions	Transaction Type	Transaction Date	Transaction Value
(1).	Sold (part)	Mar 3, 2025	$15,000 or less
(2).	Buy (add'l)	Mar 10, 2025	$15,000 or less
(3).	Sold	Jun 24, 2025	$15,000 or less

7-G.	Fidelity Intl Indx-Inst Prm (FSPSX)	$1,000 or less	Dividend,Gain		

Transactions	Transaction Type	Transaction Date	Transaction Value
(1).	Sold (part)	Mar 3, 2025	$15,000 or less
(2).	Sold	Jul 11, 2025	$15,000 or less

7-H.	JPMorgan Betabuilders Canada (BBCA)	$1,000 or less	Dividend,Gain	$15,000 or less	Cash/Market

Transactions	Transaction Type	Transaction Date	Transaction Value
(1).	Buy (add'l)	Mar 10, 2025	$15,000 or less
(2).	Sold (part)	Jul 11, 2025	$15,000 or less

7-I.	Six Circle MGD Eq Intl Uncon (CMIUX)	$1,001 - $2,500	Dividend	$50,001 - $100,000	Cash/Market

Transactions	Transaction Type	Transaction Date	Transaction Value
(1).	Buy (add'l)	Jan 17, 2025	$15,000 or less
(2).	Buy (add'l)	Mar 3, 2025	$15,000 or less
(3).	Buy (add'l)	Mar 10, 2025	$15,000 or less
(4).	Sold (part)	Apr 16, 2025	$15,001 - $50,000
(5).	Buy (add'l)	Jun 24, 2025	$15,000 or less
(6).	Buy (add'l)	Jul 11, 2025	$15,000 or less

7-J.	JPMorgan Betabuilders Europe ETF (BBEU)	$1,000 or less	Dividend,Gain	$15,000 or less	Cash/Market

Transactions	Transaction Type	Transaction Date	Transaction Value
(1).	Buy (add'l)	Jun 24, 2025	$15,000 or less
(2).	Sold (part)	Jul 11, 2025	$15,000 or less

7-K.	JPMorgan Betabuilders Japan ETF (BBJP)	$1,000 or less	Dividend	$15,001 - $50,000	Cash/Market

Transactions	Transaction Type	Transaction Date	Transaction Value
(1).	Buy (add'l)	Mar 10, 2025	$15,000 or less

7-L.	JPMorgan Betabuilders Develo (BBAX)	$1,000 or less	Dividend	$15,000 or less	Cash/Market

Transactions	Transaction Type	Transaction Date	Transaction Value
(1).	Buy (add'l)	Mar 10, 2025	$15,000 or less

8.	**(H) Account #7**				
8-A.	JPM Liq Asst MM Fd-Cap (CJLXX) (cash eq.)	$1,000 or less	Dividend	$15,000 or less	Cash/Market

Transactions	Transaction Type	Transaction Date	Transaction Value
(1).	Buy (add'l)	Sep 18, 2025	$15,000 or less

8-B.	Broadcom Inc (AVGO)	$1,001 - $2,500	Dividend	$100,001 - $250,000	Cash/Market
8-C.	Energy Select Sector SPDR (XLE)	$1,001 - $2,500	Dividend	$15,001 - $50,000	Cash/Market
8-D.	O'Reilly Automotive Inc (ORLY)		None	$50,001 - $100,000	Cash/Market
8-E.	Steel Dynamics Inc (STLD)	$1,001 - $2,500	Dividend	$100,001 - $250,000	Cash/Market
9.	**(H) Account #8**				
9-A.	JPMorgan (cash)	$1,000 or less	Interest	$15,001 - $50,000	Cash/Market
9-B.	Fidelity 500 Index Fund (FXAIX)	$15,001 - $50,000	Dividend,Gain	$250,001 - $500,000	Cash/Market

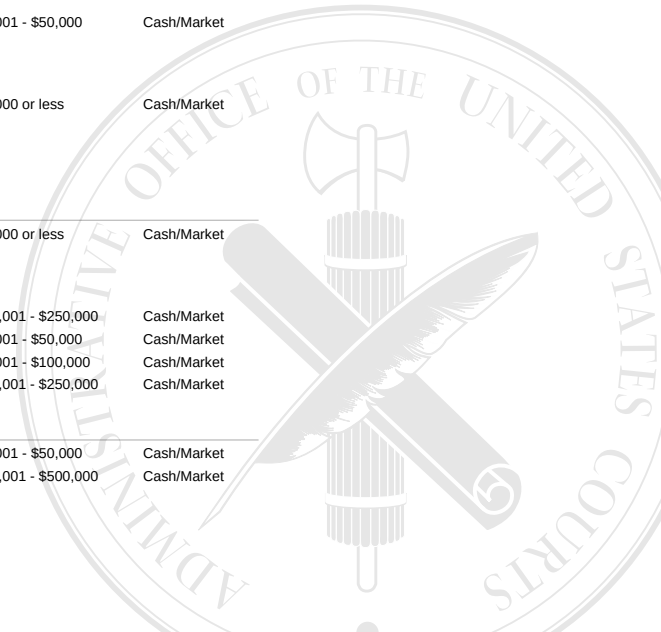

	DESCRIPTION	INCOME AMOUNT	INCOME TYPE	GROSS VALUE	VALUE METHOD

Transactions	Transaction Type	Transaction Date	Transaction Value
(1).	Buy (add'l)	Jan 17, 2025	$15,000 or less
(2).	Buy (add'l)	Apr 9, 2025	$100,001 - $250,000
(3).	Sold (part)	May 16, 2025	$100,001 - $250,000
(4).	Sold (part)	Jul 11, 2025	$15,000 or less

9-C.	Financial Select Sector SPDR (XLF)	$1,000 or less	Dividend	$50,001 - $100,000	Cash/Market

Transactions	Transaction Type	Transaction Date	Transaction Value
(1).	Buy (add'l)	Dec 30, 2025	$15,000 or less

9-D.	Industrial Select Sect SPDR (XLI)	$1,000 or less	Dividend	$15,000 or less	Cash/Market
9-E.	Six Circle MGD Eq US Uncon (CMEUX)	$5,001 - $15,000	Dividend,Gain	$500,001 - $1,000,000	Cash/Market

Transactions	Transaction Type	Transaction Date	Transaction Value
(1).	Buy (add'l)	Jan 17, 2025	$15,000 or less
(2).	Buy (add'l)	Mar 3, 2025	$15,001 - $50,000
(3).	Sold (part)	Apr 9, 2025	$15,000 or less
(4).	Sold (part)	May 16, 2025	$15,000 or less
(5).	Buy (add'l)	May 16, 2025	$100,001 - $250,000
(6).	Buy (add'l)	Dec 30, 2025	$15,001 - $50,000

9-F.	Vanguard Financials ETF (VFH)	$1,000 or less	Dividend	$15,000 or less	Cash/Market
9-G.	iShares Core S&P Midcap ETF (IJH)	$1,001 - $2,500	Dividend,Gain		

Transactions	Transaction Type	Transaction Date	Transaction Value
(1).	Sold (part)	Mar 3, 2025	$15,000 or less
(2).	Sold	May 16, 2025	$15,001 - $50,000

9-H.	Fidelity Intl Indx-Inst PRM (FSPSX)	$2,501 - $5,000	Dividend,Gain		

Transactions	Transaction Type	Transaction Date	Transaction Value
(1).	Sold (part)	Mar 3, 2025	$15,001 - $50,000
(2).	Sold	Jul 11, 2025	$15,000 or less

9-I.	JPMorgan Betabuilders Canada (BBCA)	$1,001 - $2,500	Dividend,Gain	$15,001 - $50,000	Cash/Market

Transactions	Transaction Type	Transaction Date	Transaction Value
(1).	Sold (part)	Jul 11, 2025	$15,000 or less

9-J.	Six Circle MGD Eq Intl Uncon (CMIUX)	$5,001 - $15,000	Dividend	$250,001 - $500,000	Cash/Market

Transactions	Transaction Type	Transaction Date	Transaction Value
(1).	Buy (add'l)	Mar 3, 2025	$15,000 or less
(2).	Buy (add'l)	Jun 24, 2025	$15,001 - $50,000

9-K.	JPMorgan Betabuilders Europe ETF (BBEU)	$1,001 - $2,500	Dividend,Gain	$15,000 or less	Cash/Market

Transactions	Transaction Type	Transaction Date	Transaction Value
(1).	Buy (add'l)	Jun 24, 2025	$15,000 or less
(2).	Sold (part)	Jul 11, 2025	$15,001 - $50,000

9-L.	JPMorgan Betabuilders Japan ETF (BBJP)	$2,501 - $5,000	Dividend	$50,001 - $100,000	Cash/Market

Transactions	Transaction Type	Transaction Date	Transaction Value
(1).	Buy (add'l)	Jan 17, 2025	$15,000 or less

9-M.	JPMorgan Betabuilders Develo (BBAX)	$1,001 - $2,500	Dividend	$15,001 - $50,000	Cash/Market
10.	**(H) Account #9**				
10-A.	GS FS Gov. Money Market Fund (cash eq.)	$1,000 or less	Dividend	$15,000 or less	Cash/Market

Transactions	Transaction Type	Transaction Date	Transaction Value
(1).	Sold	Jan 29, 2025	$15,000 or less
(2).	Buy	Jun 27, 2025	$15,000 or less
(3).	Sold (part)	Jul 29, 2025	$15,000 or less
(4).	Sold	Oct 29, 2025	$15,000 or less

10-B.	iShares Russell 2000 ETF (IWM)	$1,000 or less	Dividend	$15,001 - $50,000	Cash/Market
10-C.	Xtrackers MSCI EAFE Hedged Equity ETF (DBEF)	$1,001 - $2,500	Dividend	$15,001 - $50,000	Cash/Market
10-D.	iShares MSCI EAFE ETF (EFA)	$1,001 - $2,500	Dividend	$15,001 - $50,000	Cash/Market
10-E.	Widsomtree Eur Hdgd Eq Fd CMN (HEDJ)	$1,000 or less	Dividend	$15,001 - $50,000	Cash/Market
10-F.	UBS AG London Branch Structured Note (90307DKB7)		None	$100,001 - $250,000	Cash/Market
10-G.	The Bank of Nova Scotia Linked to Euro Stoxx (BNSSX521)		None	$100,001 - $250,000	Cash/Market
10-H.	Morgan Stanley Structured Note Lkd Basket Indices (61776RH49)		None	$100,001 - $250,000	Cash/Market
11.	**(H) Account #10**				
11-A.	GS FS Gov. Money Market Fund (cash eq.)	$15,001 - $50,000	Dividend	$250,001 - $500,000	Cash/Market

ADMINISTRATIVE OFFICE OF THE UNITED STATES COURTS

DESCRIPTION				INCOME AMOUNT	INCOME TYPE	GROSS VALUE	VALUE METHOD
Transactions	**Transaction Type**	**Transaction Date**	**Transaction Value**				
(1).	Sold (part)	Jan 29, 2025	$15,000 or less				
(2).	Sold (part)	Feb 4, 2025	$15,000 or less				
(3).	Sold (part)	Feb 11, 2025	$15,000 or less				
(4).	Sold (part)	Feb 26, 2025	$15,000 or less				
(5).	Sold (part)	Mar 3, 2025	$15,001 - $50,000				
(6).	Sold (part)	Mar 6, 2025	$15,000 or less				
(7).	Sold (part)	Apr 15, 2025	$15,000 or less				
(8).	Sold (part)	Apr 22, 2025	$15,000 or less				
(9).	Sold (part)	Apr 28, 2025	$15,000 or less				
(10).	Sold (part)	May 22, 2025	$15,000 or less				
(11).	Sold (part)	May 29, 2025	$15,000 or less				
(12).	Sold (part)	Jun 23, 2025	$15,000 or less				
(13).	Sold (part)	Jun 26, 2025	$15,000 or less				
(14).	Sold (part)	Jul 16, 2025	$15,000 or less				
(15).	Sold (part)	Jul 18, 2025	$15,000 or less				
(16).	Sold (part)	Jul 30, 2025	$15,000 or less				
(17).	Sold (part)	Aug 22, 2025	$15,000 or less				
(18).	Sold (part)	Sep 30, 2025	$15,000 or less				
(19).	Sold (part)	Oct 7, 2025	$15,000 or less				
(20).	Sold (part)	Dec 15, 2025	$15,000 or less				
(21).	Sold (part)	Dec 17, 2025	$15,000 or less				
(22).	Sold (part)	Dec 29, 2025	$15,000 or less				
12.	**(H) Account #11**						
12-A.	Goldman Sachs (cash)			$1,000 or less	Interest	$15,001 - $50,000	Cash/Market
12-B.	Alphabet Inc. CMN Class A (GOOGL)			$1,000 or less	Dividend	$250,001 - $500,000	Cash/Market
12-C.	Amazon.com Inc Cmn (AMZN)				None	$100,001 - $250,000	Cash/Market
12-D.	American Express Co. CMN (AXP)			$2,501 - $5,000	Dividend	$250,001 - $500,000	Cash/Market
12-E.	Apple Inc. CMN (AAPL)			$1,001 - $2,500	Dividend	$250,001 - $500,000	Cash/Market
12-F.	Berkshire Hathaway Inc. Class B (BRKB)				None	$100,001 - $250,000	Cash/Market
12-G.	Microsoft Corporation CMN (MSFT)			$1,001 - $2,500	Dividend	$100,001 - $250,000	Cash/Market
12-H.	Nvidia Corporation CMN (NVDA)			$1,000 or less	Dividend	$100,001 - $250,000	Cash/Market
12-I.	iShares Core S&P 500 ETF CMN (IVV)			$5,001 - $15,000	Dividend	$500,001 - $1,000,000	Cash/Market
13.	**(H) Account #12**						
13-A.	GS FS Gov. Money Market Fund (cash eq.)			$15,001 - $50,000	Dividend	$250,001 - $500,000	Cash/Market
Transactions	**Transaction Type**	**Transaction Date**	**Transaction Value**				
(1).	Sold (part)	Jan 29, 2025	$15,000 or less				
(2).	Sold (part)	Feb 4, 2025	$15,000 or less				
(3).	Sold (part)	Feb 11, 2025	$15,000 or less				
(4).	Sold (part)	Feb 26, 2025	$15,000 or less				
(5).	Sold (part)	Mar 3, 2025	$15,001 - $50,000				
(6).	Sold (part)	Mar 6, 2025	$15,000 or less				
(7).	Sold (part)	Apr 15, 2025	$15,000 or less				
(8).	Sold (part)	Apr 22, 2025	$15,000 or less				
(9).	Sold (part)	Apr 28, 2025	$15,000 or less				
(10).	Sold (part)	May 22, 2025	$15,000 or less				
(11).	Sold (part)	May 29, 2025	$15,000 or less				
(12).	Sold (part)	Jun 23, 2025	$15,000 or less				
(13).	Sold (part)	Jun 26, 2025	$15,000 or less				
(14).	Sold (part)	Jul 16, 2025	$15,000 or less				
(15).	Sold (part)	Jul 18, 2025	$15,000 or less				
(16).	Sold (part)	Jul 30, 2025	$15,000 or less				
(17).	Sold (part)	Aug 22, 2025	$15,000 or less				
(18).	Sold (part)	Sep 30, 2025	$15,000 or less				
(19).	Sold (part)	Oct 7, 2025	$15,000 or less				
(20).	Sold (part)	Dec 15, 2025	$15,000 or less				
(21).	Sold (part)	Dec 17, 2025	$15,000 or less				
(22).	Sold (part)	Dec 29, 2025	$15,000 or less				
14.	**(H) Account #13**						
14-A.	GS FS Gov. Money Market Fund (cash eq.)			$1,000 or less	Dividend	$15,000 or less	Cash/Market
Transactions	**Transaction Type**	**Transaction Date**	**Transaction Value**				
(1).	Sold	Jan 29, 2025	$15,000 or less				
(2).	Buy	Jun 27, 2025	$15,000 or less				
(3).	Sold	Jul 29, 2025	$15,000 or less				
(4).	Sold (part)	Oct 29, 2025	$15,000 or less				
14-B.	iShares Russell 2000 ETF (IWM)			$1,000 or less	Dividend	$15,001 - $50,000	Cash/Market
14-C.	Xtrackers MSCI EAFE Hedged Equity ETF (DBEF)			$1,001 - $2,500	Dividend	$15,001 - $50,000	Cash/Market
14-D.	iShares MSCI EAFE ETF (EFA)			$1,000 or less	Dividend	$15,001 - $50,000	Cash/Market
14-E.	Widsomtree Eur Hdgd Eq Fd CMN (HEDJ)			$1,001 - $2,500	Dividend	$15,001 - $50,000	Cash/Market
14-F.	UBS AG London Branch Structured Note (90307DKB7)				None	$100,001 - $250,000	Cash/Market
14-G.	The Bank of Nova Scotia Linked to Euro Stoxx (BNSSX521)				None	$100,001 - $250,000	Cash/Market
14-H.	Morgan Stanley Structured Note Linked Basket Indices (61776RH49)				None	$100,001 - $250,000	Cash/Market
15.	**(H) Account #14**						
15-A.	Goldman Sachs (cash)			$1,001 - $2,500	Interest	$50,001 - $100,000	Cash/Market
15-B.	Alphabet Inc. CMN Class A (GOOGL)			$1,000 or less	Dividend	$250,001 - $500,000	Cash/Market
15-C.	Amazon.com Inc Cmn (AMZN)				None	$100,001 - $250,000	Cash/Market
15-D.	American Express Co. CMN (AXP)			$2,501 - $5,000	Dividend	$250,001 - $500,000	Cash/Market

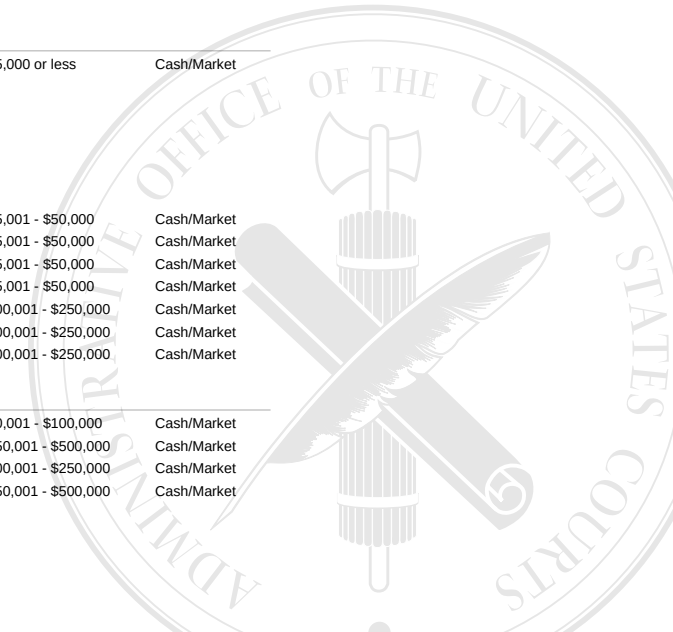

	DESCRIPTION	INCOME AMOUNT	INCOME TYPE	GROSS VALUE	VALUE METHOD
15-E.	Apple Inc. CMN (AAPL)	$1,001 - $2,500	Dividend	$250,001 - $500,000	Cash/Market
15-F.	Berkshire Hathaway Inc. Class B (BRKB)		None	$100,001 - $250,000	Cash/Market
15-G.	Microsoft Corporation CMN (MSFT)	$1,000 or less	Dividend	$100,001 - $250,000	Cash/Market
15-H.	Nvidia Corporation CMN (NVDA)	$1,000 or less	Dividend	$100,001 - $250,000	Cash/Market
15-I.	iShares Core S&P 500 ETF CMN (IVV)	$5,001 - $15,000	Dividend	$500,001 - $1,000,000	Cash/Market
16.	**(H) Account #15**				
16-A.	GS FS Gov. Money Market Fund (cash eq.)	$1,000 or less	Dividend	$15,000 or less	Cash/Market

Transactions	Transaction Type	Transaction Date	Transaction Value
(1).	Buy	Jan 29, 2025	$15,000 or less
(2).	Sold	Jan 29, 2025	$15,000 or less
(3).	Sold	Jul 29, 2025	$15,000 or less
(4).	Sold	Oct 29, 2025	$15,000 or less

16-B.	iShares Russell 2000 ETF (IWM)	$1,000 or less	Dividend	$15,001 - $50,000	Cash/Market
16-C.	Xtrackers MSCI EAFE Hedged Equity ETF (DBEF)	$1,001 - $2,500	Dividend	$15,001 - $50,000	Cash/Market
16-D.	iShares MSCI EAFE ETF (EFA)	$1,001 - $2,500	Dividend	$15,001 - $50,000	Cash/Market
16-E.	Widsomtree Eur Hdgd Eq Fd CMN (HEDJ)	$1,000 or less	Dividend	$15,001 - $50,000	Cash/Market
16-F.	UBS AG Linked to Basket of Indices Better of Cntngnt CPN (OUIDEE		None	$100,001 - $250,000	Cash/Market
16-G.	The Bank of Nova Scotia Linked to Euro Stoxx (BNSSX521)		None	$100,001 - $250,000	Cash/Market
16-H.	Morgan Stanley Structured Note Lkd Basket Indices (61776RH49)		None	$100,001 - $250,000	Cash/Market
17.	**(H) Account #16**				
17-A.	GS FS Gov. Money Market Fund (cash eq.)	$15,001 - $50,000	Dividend	$250,001 - $500,000	Cash/Market

Transactions	Transaction Type	Transaction Date	Transaction Value
(1).	Sold (part)	Jan 29, 2025	$15,000 or less
(2).	Sold (part)	Feb 4, 2025	$15,000 or less
(3).	Sold (part)	Feb 11, 2025	$15,000 or less
(4).	Sold (part)	Feb 26, 2025	$15,000 or less
(5).	Sold (part)	Mar 3, 2025	$15,001 - $50,000
(6).	Sold (part)	Mar 6, 2025	$15,000 or less
(7).	Sold (part)	Apr 15, 2025	$15,000 or less
(8).	Sold (part)	Apr 22, 2025	$15,000 or less
(9).	Sold (part)	Apr 28, 2025	$15,000 or less
(10).	Sold (part)	May 22, 2025	$15,000 or less
(11).	Sold (part)	May 29, 2025	$15,000 or less
(12).	Sold (part)	Jun 23, 2025	$15,000 or less
(13).	Sold (part)	Jun 26, 2025	$15,000 or less
(14).	Sold (part)	Jul 16, 2025	$15,000 or less
(15).	Sold (part)	Jul 18, 2025	$15,000 or less
(16).	Sold (part)	Jul 30, 2025	$15,000 or less
(17).	Sold (part)	Aug 22, 2025	$15,000 or less
(18).	Sold (part)	Sep 30, 2025	$15,000 or less
(19).	Sold (part)	Oct 7, 2025	$15,000 or less
(20).	Sold (part)	Dec 15, 2025	$15,000 or less
(21).	Sold (part)	Dec 17, 2025	$15,000 or less
(22).	Sold (part)	Dec 29, 2025	$15,000 or less

18.	**(H) Account #17**				
18-A.	Goldman Sachs (cash)	$1,000 or less	Interest	$15,001 - $50,000	Cash/Market
18-B.	Alphabet Inc. CMN Class A (GOOGL)	$1,000 or less	Dividend	$250,001 - $500,000	Cash/Market
18-C.	Amazon.com Inc Cmn (AMZN)		None	$100,001 - $250,000	Cash/Market
18-D.	American Express Co. CMN (AXP)	$2,501 - $5,000	Dividend	$250,001 - $500,000	Cash/Market
18-E.	Apple Inc. CMN (AAPL)	$1,001 - $2,500	Dividend	$250,001 - $500,000	Cash/Market
18-F.	Berkshire Hathaway Inc. Class B (BRKB)		None	$100,001 - $250,000	Cash/Market
18-G.	Microsoft Corporation CMN (MSFT)	$1,001 - $2,500	Dividend	$250,001 - $500,000	Cash/Market
18-H.	Nvidia Corporation CMN (NVDA)	$1,000 or less	Dividend	$100,001 - $250,000	Cash/Market
18-I.	iShares Core S&P 500 ETF CMN (IVV)	$5,001 - $15,000	Dividend	$500,001 - $1,000,000	Cash/Market
19.	**(H) Account #18**				
19-A.	GS FS Gov. Money Market Fund (cash eq.)	$1,001 - $2,500	Dividend		

DESCRIPTION				INCOME AMOUNT	INCOME TYPE	GROSS VALUE	VALUE METHOD
Transactions	**Transaction Type**	**Transaction Date**	**Transaction Value**				
(1).	Sold (part)	Jan 21, 2025	$15,001 - $50,000				
(2).	Buy (add'l)	Jan 23, 2025	$15,001 - $50,000				
(3).	Sold (part)	Jan 27, 2025	$15,000 or less				
(4).	Buy (add'l)	Feb 4, 2025	$15,000 or less				
(5).	Sold (part)	Feb 10, 2025	$15,000 or less				
(6).	Buy (add'l)	Feb 11, 2025	$15,001 - $50,000				
(7).	Sold (part)	Feb 18, 2025	$15,001 - $50,000				
(8).	Buy (add'l)	Feb 27, 2025	$15,000 or less				
(9).	Buy (add'l)	Mar 3, 2025	$15,001 - $50,000				
(10).	Sold (part)	Mar 4, 2025	$15,001 - $50,000				
(11).	Buy (add'l)	Mar 6, 2025	$15,000 or less				
(12).	Sold (part)	Mar 7, 2025	$15,001 - $50,000				
(13).	Buy (add'l)	Mar 11, 2025	$15,001 - $50,000				
(14).	Buy (add'l)	Mar 13, 2025	$15,001 - $50,000				
(15).	Buy (add'l)	Mar 14, 2025	$15,000 or less				
(16).	Sold (part)	Mar 17, 2025	$15,000 or less				
(17).	Sold (part)	Mar 24, 2025	$15,000 or less				
(18).	Sold (part)	Mar 31, 2025	$15,000 or less				
(19).	Sold (part)	Apr 9, 2025	$15,000 or less				
(20).	Buy (add'l)	Apr 10, 2025	$15,000 or less				
(21).	Sold (part)	Apr 14, 2025	$15,000 or less				
(22).	Buy (add'l)	Apr 15, 2025	$15,000 or less				
(23).	Sold (part)	Apr 22, 2025	$15,001 - $50,000				
(24).	Buy (add'l)	Apr 22, 2025	$15,001 - $50,000				
(25).	Sold (part)	Apr 28, 2025	$15,001 - $50,000				
(26).	Buy (add'l)	May 2, 2025	$50,001 - $100,000				
(27).	Sold (part)	May 7, 2025	$15,000 or less				
(28).	Buy (add'l)	May 9, 2025	$15,000 or less				
(29).	Sold (part)	May 16, 2025	$15,001 - $50,000				
(30).	Sold (part)	May 19, 2025	$15,000 or less				
(31).	Buy (add'l)	May 22, 2025	$15,000 or less				
(32).	Sold (part)	May 28, 2025	$15,000 or less				
(33).	Buy (add'l)	May 29, 2025	$15,000 or less				
(34).	Sold (part)	Jun 4, 2025	$15,000 or less				
(35).	Buy (add'l)	Jun 13, 2025	$15,001 - $50,000				
(36).	Buy (add'l)	Jun 23, 2025	$15,001 - $50,000				
(37).	Buy (add'l)	Jun 25, 2025	$15,000 or less				
(38).	Buy (add'l)	Jun 26, 2025	$15,000 or less				
(39).	Sold (part)	Jun 27, 2025	$15,001 - $50,000				
(40).	Buy (add'l)	Jun 30, 2025	$15,000 or less				
(41).	Buy (add'l)	Jul 16, 2025	$15,001 - $50,000				
(42).	Buy (add'l)	Jul 17, 2025	$15,000 or less				
(43).	Buy (add'l)	Jul 18, 2025	$15,001 - $50,000				
(44).	Sold (part)	Jul 22, 2025	$15,001 - $50,000				
(45).	Sold (part)	Jul 23, 2025	$15,001 - $50,000				
(46).	Buy (add'l)	Jul 30, 2025	$15,000 or less				
(47).	Sold (part)	Aug 1, 2025	$15,000 or less				
(48).	Buy (add'l)	Aug 5, 2025	$15,001 - $50,000				
(49).	Buy (add'l)	Aug 7, 2025	$15,000 or less				
(50).	Buy (add'l)	Aug 12, 2025	$15,001 - $50,000				
(51).	Buy (add'l)	Aug 18, 2025	$15,000 or less				
(52).	Buy (add'l)	Aug 22, 2025	$15,000 or less				
(53).	Sold (part)	Aug 27, 2025	$50,001 - $100,000				
(54).	Buy (add'l)	Sep 23, 2025	$15,000 or less				
(55).	Sold (part)	Sep 29, 2025	$15,000 or less				
(56).	Buy (add'l)	Oct 2, 2025	$15,000 or less				
(57).	Buy (add'l)	Oct 7, 2025	$15,001 - $50,000				
(58).	Sold (part)	Oct 8, 2025	$15,000 or less				
(59).	Buy (add'l)	Oct 9, 2025	$15,000 or less				
(60).	Sold (part)	Oct 14, 2025	$15,001 - $50,000				
(61).	Buy (add'l)	Oct 15, 2025	$15,000 or less				
(62).	Buy (add'l)	Oct 22, 2025	$15,000 or less				
(63).	Buy (add'l)	Oct 24, 2025	$15,001 - $50,000				
(64).	Buy (add'l)	Oct 27, 2025	$15,000 or less				
(65).	Sold (part)	Oct 30, 2025	$15,001 - $50,000				
(66).	Buy (add'l)	Oct 31, 2025	$15,000 or less				
(67).	Sold (part)	Nov 4, 2025	$15,001 - $50,000				
(68).	Buy (add'l)	Nov 12, 2025	$15,000 or less				
(69).	Buy (add'l)	Nov 17, 2025	$15,001 - $50,000				
(70).	Sold (part)	Nov 21, 2025	$15,000 or less				
(71).	Sold (part)	Nov 24, 2025	$15,001 - $50,000				
(72).	Sold (part)	Dec 1, 2025	$15,000 or less				
(73).	Buy (add'l)	Dec 5, 2025	$15,000 or less				
(74).	Sold (part)	Dec 15, 2025	$15,001 - $50,000				
(75).	Buy (add'l)	Dec 16, 2025	$15,000 or less				
(76).	Sold (part)	Dec 17, 2025	$15,000 or less				
(77).	Buy (add'l)	Dec 17, 2025	$15,000 or less				
(78).	Sold (part)	Dec 29, 2025	$15,000 or less				
(79).	Buy (add'l)	Dec 30, 2025	$15,000 or less				

(80).	Sold	Dec 31, 2025	$15,000 or less

	DESCRIPTION	INCOME AMOUNT	INCOME TYPE	GROSS VALUE	VALUE METHOD
19-B.	Petershill IV LLC		None	$100,001 - $250,000	Cash/Market

Transactions	Transaction Type	Transaction Date	Transaction Value
(1).	Sold (part)	Mar 13, 2025	$15,001 - $50,000
(2).	Buy (add'l)	Mar 17, 2025	$15,000 or less
(3).	Buy (add'l)	May 22, 2025	$15,000 or less
(4).	Sold (part)	Jun 25, 2025	$15,000 or less
(5).	Buy (add'l)	Aug 27, 2025	$15,000 or less
(6).	Buy (add'l)	Nov 21, 2025	$15,000 or less
(7).	Sold (part)	Dec 16, 2025	$15,000 or less

19-C.	LGP Equity Investors IX Access		None	$100,001 - $250,000	Cash/Market

Transactions	Transaction Type	Transaction Date	Transaction Value
(1).	Buy (add'l)	Jan 29, 2025	$50,001 - $100,000
(2).	Sold (part)	Mar 14, 2025	$15,000 or less
(3).	Buy (add'l)	Aug 27, 2025	$15,001 - $50,000
(4).	Sold (part)	Sep 23, 2025	$15,000 or less
(5).	Sold (part)	Oct 9, 2025	$15,000 or less
(6).	Buy (add'l)	Dec 29, 2025	$15,001 - $50,000

19-D.	CD&R XII Flagship Access LLC		None	$100,001 - $250,000	Cash/Market

Transactions	Transaction Type	Transaction Date	Transaction Value
(1).	Sold (part)	Feb 27, 2025	$15,000 or less
(2).	Buy (add'l)	Apr 14, 2025	$15,001 - $50,000
(3).	Sold (part)	Oct 27, 2025	$15,000 or less

19-E.	GTCR XIV Access LLC		None	$50,001 - $100,000	Cash/Market

Transactions	Transaction Type	Transaction Date	Transaction Value
(1).	Buy (add'l)	May 28, 2025	$15,000 or less
(2).	Sold (part)	Aug 12, 2025	$15,000 or less
(3).	Buy (add'l)	Oct 8, 2025	$15,000 or less

19-F.	Berkshire XI Access LLC		None	$15,001 - $50,000	Cash/Market

Transactions	Transaction Type	Transaction Date	Transaction Value
(1).	Buy	Jun 4, 2025	$15,000 or less
(2).	Sold	Oct 15, 2025	$15,000 or less
(3).	Buy	Nov 24, 2025	$15,001 - $50,000

19-G.	Industry Ventures Direct III A		None	$100,001 - $250,000	Cash/Market

Transactions	Transaction Type	Transaction Date	Transaction Value
(1).	Sold (part)	Mar 14, 2025	$15,000 or less
(2).	Buy (add'l)	Apr 22, 2025	$15,001 - $50,000
(3).	Sold (part)	May 9, 2025	$15,000 or less
(4).	Buy (add'l)	Jun 27, 2025	$15,001 - $50,000
(5).	Buy (add'l)	Oct 14, 2025	$15,001 - $50,000

19-H.	Menlo Inflection III Access (was Menlo Special Opp III Access LL		None	$250,001 - $500,000	Cash/Market

Transactions	Transaction Type	Transaction Date	Transaction Value
(1).	Buy (add'l)	Feb 18, 2025	$15,001 - $50,000
(2).	Buy (add'l)	Mar 7, 2025	$15,001 - $50,000
(3).	Buy (add'l)	Apr 9, 2025	$15,000 or less
(4).	Buy (add'l)	May 16, 2025	$15,001 - $50,000
(5).	Sold (part)	Jun 13, 2025	$15,001 - $50,000
(6).	Buy (add'l)	Jul 22, 2025	$15,001 - $50,000
(7).	Buy (add'l)	Aug 27, 2025	$15,001 - $50,000
(8).	Sold (part)	Nov 17, 2025	$15,001 - $50,000

19-I.	LS Opportunities Access LLC		None	$500,001 - $1,000,000	Cash/Market

Transactions	Transaction Type	Transaction Date	Transaction Value
(1).	Buy (add'l)	Jan 21, 2025	$15,001 - $50,000
(2).	Buy (add'l)	Jun 30, 2025	$15,000 or less
(3).	Buy (add'l)	Aug 1, 2025	$15,000 or less
(4).	Buy (add'l)	Dec 17, 2025	$15,000 or less

19-J.	Vintage VII/West Street Capital Partners VII Access LP		None	$250,001 - $500,000	Cash/Market

Transactions	Transaction Type	Transaction Date	Transaction Value
(1).	Sold (part)	Jan 29, 2025	$15,000 or less
(2).	Sold (part)	May 2, 2025	$15,001 - $50,000
(3).	Sold (part)	Jul 17, 2025	$15,000 or less
(4).	Sold (part)	Dec 5, 2025	$15,000 or less

19-K.	Private Equity Managers (2016) LP		None	$100,001 - $250,000	Cash/Market

Transactions	Transaction Type	Transaction Date	Transaction Value
(1).	Buy (add'l)	Mar 11, 2025	$15,001 - $50,000
(2).	Sold (part)	Jun 30, 2025	$15,000 or less
(3).	Sold (part)	Jul 30, 2025	$15,000 or less
(4).	Sold (part)	Aug 18, 2025	$15,000 or less
(5).	Sold (part)	Sep 30, 2025	$15,000 or less
(6).	Sold (part)	Dec 30, 2025	$15,000 or less

19-L.	Vintage VIII/West Street Capit		None	$250,001 - $500,000	Cash/Market



	DESCRIPTION	INCOME AMOUNT	INCOME TYPE	GROSS VALUE	VALUE METHOD

Transactions	Transaction Type	Transaction Date	Transaction Value
(1).	Buy (add'l)	Jan 27, 2025	$15,000 or less
(2).	Buy (add'l)	Mar 24, 2025	$15,000 or less
(3).	Sold (part)	Apr 10, 2025	$15,000 or less
(4).	Sold (part)	Aug 18, 2025	$15,000 or less
(5).	Sold (part)	Oct 2, 2025	$15,000 or less
(6).	Buy (add'l)	Nov 24, 2025	$15,000 or less

19-M. Private Equity Managers (2021) — None — $250,001 - $500,000 — Cash/Market

Transactions	Transaction Type	Transaction Date	Transaction Value
(1).	Buy (add'l)	Mar 31, 2025	$15,000 or less
(2).	Buy (add'l)	Jun 27, 2025	$15,000 or less
(3).	Buy (add'l)	Dec 16, 2025	$15,000 or less

19-N. Insight Partners X Follow-On Access LP — None — $15,001 - $50,000 — Cash/Market

19-O. Insight Venture Partners X Access LP — None — $250,001 - $500,000 — Cash/Market

Transactions	Transaction Type	Transaction Date	Transaction Value
(1).	Sold (part)	Jan 23, 2025	$15,001 - $50,000
(2).	Sold (part)	Feb 27, 2025	$15,000 or less
(3).	Sold (part)	May 2, 2025	$15,001 - $50,000
(4).	Sold (part)	Aug 7, 2025	$15,000 or less
(5).	Sold (part)	Oct 22, 2025	$15,000 or less
(6).	Sold (part)	Oct 31, 2025	$15,000 or less
(7).	Sold (part)	Dec 17, 2025	$15,000 or less

19-P. TCV XI Access LLC — None — $50,001 - $100,000 — Cash/Market

Transactions	Transaction Type	Transaction Date	Transaction Value
(1).	Buy (add'l)	Feb 10, 2025	$15,000 or less

19-Q. TPG Tech Adjacencies II Access — None — $100,001 - $250,000 — Cash/Market

Transactions	Transaction Type	Transaction Date	Transaction Value
(1).	Buy (add'l)	Feb 10, 2025	$15,000 or less
(2).	Buy (add'l)	May 7, 2025	$15,000 or less
(3).	Sold (part)	Jul 16, 2025	$15,000 or less
(4).	Sold (part)	Aug 12, 2025	$15,000 or less
(5).	Buy (add'l)	Sep 30, 2025	$15,001 - $50,000
(6).	Sold (part)	Nov 12, 2025	$15,000 or less
(7).	Buy (add'l)	Dec 1, 2025	$15,000 or less
(8).	Buy (add'l)	Dec 31, 2025	$15,000 or less

19-R. TCV XII Access LLC — None — $100,001 - $250,000 — Cash/Market

Transactions	Transaction Type	Transaction Date	Transaction Value
(1).	Buy (add'l)	May 19, 2025	$15,000 or less
(2).	Buy (add'l)	Jul 21, 2025	$15,001 - $50,000
(3).	Buy (add'l)	Nov 4, 2025	$15,001 - $50,000

19-S. Viola Growth IV Access LP — None — $100,001 - $250,000 — Cash/Market

Transactions	Transaction Type	Transaction Date	Transaction Value
(1).	Buy (add'l)	Feb 26, 2025	$15,001 - $50,000
(2).	Buy (add'l)	Jul 23, 2025	$15,001 - $50,000
(3).	Buy (add'l)	Dec 15, 2025	$15,001 - $50,000

19-T. Insight Partners XIII Access L — None — $50,001 - $100,000 — Cash/Market

Transactions	Transaction Type	Transaction Date	Transaction Value
(1).	Buy (add'l)	Mar 4, 2025	$15,001 - $50,000
(2).	Buy (add'l)	Apr 28, 2025	$15,001 - $50,000
(3).	Buy (add'l)	Jul 23, 2025	$15,001 - $50,000
(4).	Buy (add'l)	Oct 30, 2025	$15,001 - $50,000

19-U. Monarch V Select Opportunities — None — $100,001 - $250,000 — Cash/Market

Transactions	Transaction Type	Transaction Date	Transaction Value
(1).	Sold (part)	Feb 10, 2025	$15,000 or less
(2).	Sold (part)	Aug 5, 2025	$15,001 - $50,000
(3).	Sold (part)	Oct 24, 2025	$15,001 - $50,000

20. **(H) Account #19**

20-A. JPMorgan (cash) — $5,001 - $15,000 — Interest — $100,001 - $250,000 — Cash/Market

20-B. Fidelity 500 Index Fund (FXAIX) — $100,001 - $1,000,000 — Dividend,Gain — $1,000,001 - $5,000,000 — Cash/Market

Transactions	Transaction Type	Transaction Date	Transaction Value
(1).	Buy (add'l)	Jan 17, 2025	$15,001 - $50,000
(2).	Buy (add'l)	Mar 10, 2025	$250,001 - $500,000
(3).	Buy (add'l)	Apr 16, 2025	$1,000,001 - $5,000,000
(4).	Sold (part)	Jun 3, 2025	$1,000,001 - $5,000,000
(5).	Sold (part)	Jun 25, 2025	$50,001 - $100,000
(6).	Sold (part)	Jul 11, 2025	$50,001 - $100,000
(7).	Buy (add'l)	Dec 30, 2025	$15,000 or less

20-C. Financial Select Sector SPDR (XLF) — $2,501 - $5,000 — Dividend — $250,001 - $500,000 — Cash/Market

Transactions	Transaction Type	Transaction Date	Transaction Value
(1).	Buy (add'l)	Mar 10, 2025	$50,001 - $100,000
(2).	Buy (add'l)	Dec 30, 2025	$50,001 - $100,000

20-D. Industrial Select Sect SPDR (XLI) — $1,000 or less — Dividend — $50,001 - $100,000 — Cash/Market

ADMINISTRATIVE OFFICE OF THE UNITED STATES COURTS

	DESCRIPTION	INCOME AMOUNT	INCOME TYPE	GROSS VALUE	VALUE METHOD

Transactions	Transaction Type	Transaction Date	Transaction Value
(1).	Buy (add'l)	Mar 10, 2025	$15,000 or less

20-E. Six Circle MGD Eq US Uncon (CMEUX) — $50,001 - $100,000 — Dividend,Gain — $5,000,001 - $25,000,000 — Cash/Market

Transactions	Transaction Type	Transaction Date	Transaction Value
(1).	Buy (add'l)	Jan 17, 2025	$15,001 - $50,000
(2).	Buy (add'l)	Mar 3, 2025	$100,001 - $250,000
(3).	Buy (add'l)	Mar 10, 2025	$500,001 - $1,000,000
(4).	Sold (part)	Apr 16, 2025	$1,000,001 - $5,000,000
(5).	Buy (add'l)	Jun 3, 2025	$1,000,001 - $5,000,000
(6).	Buy (add'l)	Jul 11, 2025	$15,001 - $50,000
(7).	Buy (add'l)	Dec 30, 2025	$100,001 - $250,000

20-F. Vanguard Financial ETF (VFH) — $1,000 or less — Dividend — $50,001 - $100,000 — Cash/Market

20-G. iShares Core S&P Midcap ETF (IJH) — $5,001 - $15,000 — Dividend,Gain

Transactions	Transaction Type	Transaction Date	Transaction Value
(1).	Sold (part)	Mar 3, 2025	$50,001 - $100,000
(2).	Buy (add'l)	Mar 10, 2025	$15,001 - $50,000
(3).	Sold (part)	Jun 25, 2025	$15,000 or less
(4).	Sold	Jul 7, 2025	$100,001 - $250,000

20-H. Fidelity Intl Indx-Inst PRM (FSPSX) — $15,001 - $50,000 — Dividend,Gain

Transactions	Transaction Type	Transaction Date	Transaction Value
(1).	Sold (part)	Mar 3, 2025	$100,001 - $250,000
(2).	Sold	Jul 11, 2025	$50,001 - $100,000

20-I. JPMorgan Betabuilders Canada (BBCA) — $5,001 - $15,000 — Dividend,Gain — $250,001 - $500,000 — Cash/Market

Transactions	Transaction Type	Transaction Date	Transaction Value
(1).	Buy (add'l)	Mar 10, 2025	$15,001 - $50,000
(2).	Sold (part)	Jul 11, 2025	$50,001 - $100,000

20-J. Six Circle MGD Eq Intl Uncon (CMIUX) — $50,001 - $100,000 — Dividend — $1,000,001 - $5,000,000 — Cash/Market

Transactions	Transaction Type	Transaction Date	Transaction Value
(1).	Buy (add'l)	Mar 3, 2025	$50,001 - $100,000
(2).	Buy (add'l)	Mar 10, 2025	$100,001 - $250,000
(3).	Buy (add'l)	Jun 25, 2025	$250,001 - $500,000
(4).	Buy (add'l)	Jul 11, 2025	$250,001 - $500,000

20-K. JPMorgan Betabuilders Europe ETF (BBEU) — $5,001 - $15,000 — Dividend,Gain — $50,001 - $100,000 — Cash/Market

Transactions	Transaction Type	Transaction Date	Transaction Value
(1).	Buy (add'l)	Jun 25, 2025	$50,001 - $100,000
(2).	Sold (part)	Jul 11, 2025	$50,001 - $100,000

20-L. JPMorgan Betabuilders Japan ETF (BBJP) — $15,001 - $50,000 — Dividend — $500,001 - $1,000,000 — Cash/Market

Transactions	Transaction Type	Transaction Date	Transaction Value
(1).	Buy (add'l)	Jan 17, 2025	$15,001 - $50,000
(2).	Buy (add'l)	Mar 10, 2025	$15,001 - $50,000
(3).	Buy (add'l)	Dec 30, 2025	$15,001 - $50,000

20-M. JPMorgan Betabuilders Develo (BBAX) — $5,001 - $15,000 — Dividend — $100,001 - $250,000 — Cash/Market

Transactions	Transaction Type	Transaction Date	Transaction Value
(1).	Buy (add'l)	Mar 10, 2025	$15,001 - $50,000

21. **(H) Account #20**

21-A. JPM Liq Asst Money Market Fund Cap (CJLXX) (cash eq.) — $100,001 - $1,000,000 — Dividend — $5,000,001 - $25,000,000 — Cash/Market

Transactions	Transaction Type	Transaction Date	Transaction Value
(1).	Buy (add'l)	Jan 22, 2025	$250,001 - $500,000
(2).	Buy (add'l)	Feb 11, 2025	$100,001 - $250,000
(3).	Sold (part)	Mar 10, 2025	$1,000,001 - $5,000,000
(4).	Buy (add'l)	Apr 1, 2025	$15,001 - $50,000
(5).	Buy (add'l)	Apr 8, 2025	$500,001 - $1,000,000
(6).	Buy (add'l)	May 12, 2025	$250,001 - $500,000
(7).	Buy (add'l)	Jun 11, 2025	$100,001 - $250,000
(8).	Sold (part)	Jul 11, 2025	$15,001 - $50,000
(9).	Sold (part)	Jul 24, 2025	$15,000 or less
(10).	Buy (add'l)	Aug 8, 2025	$50,001 - $100,000
(11).	Sold (part)	Aug 25, 2025	$15,001 - $50,000
(12).	Buy (add'l)	Sep 2, 2025	$50,001 - $100,000
(13).	Buy (add'l)	Sep 18, 2025	$100,001 - $250,000
(14).	Sold (part)	Sep 25, 2025	$15,001 - $50,000
(15).	Buy (add'l)	Oct 1, 2025	$15,001 - $50,000
(16).	Sold (part)	Oct 6, 2025	$1,000,001 - $5,000,000
(17).	Buy (add'l)	Nov 3, 2025	$15,001 - $50,000
(18).	Buy (add'l)	Nov 12, 2025	$250,001 - $500,000
(19).	Buy (add'l)	Dec 1, 2025	$15,001 - $50,000
(20).	Buy (add'l)	Dec 10, 2025	$100,001 - $250,000

21-B. Broadcom Inc (AVGO) — $5,001 - $15,000 — Dividend — $500,001 - $1,000,000 — Cash/Market

21-C. Energy Select Sector SPDR (XLE) — $2,501 - $5,000 — Dividend — $100,001 - $250,000 — Cash/Market

ADMINISTRATIVE OFFICE OF THE UNITED STATES COURTS

	DESCRIPTION	INCOME AMOUNT	INCOME TYPE	GROSS VALUE	VALUE METHOD
21-D.	O'Reilly Automotive Inc (ORLY)		None	$100,001 - $250,000	Cash/Market
21-E.	Steel Dynamics Inc (STLD)	$2,501 - $5,000	Dividend	$250,001 - $500,000	Cash/Market

22. **(H) Account #21**

22-A.	GS FS Gov. Money Market Fund (cash eq.)	$100,001 - $1,000,000	Dividend	$5,000,001 - $25,000,000	Cash/Market

Transactions	Transaction Type	Transaction Date	Transaction Value
(1).	Sold (part)	Jan 14, 2025	$50,001 - $100,000
(2).	Sold (part)	Jan 21, 2025	$15,000 or less
(3).	Sold (part)	Jan 29, 2025	$1,000,001 - $5,000,000
(4).	Sold (part)	Feb 11, 2025	$15,001 - $50,000
(5).	Sold (part)	Feb 26, 2025	$15,001 - $50,000
(6).	Sold (part)	Mar 3, 2025	$50,001 - $100,000
(7).	Sold (part)	Apr 9, 2025	$15,001 - $50,000
(8).	Sold (part)	Apr 15, 2025	$15,001 - $50,000
(9).	Sold (part)	Apr 16, 2025	$15,000 or less
(10).	Sold (part)	Apr 22, 2025	$15,001 - $50,000
(11).	Sold (part)	May 12, 2025	$15,001 - $50,000
(12).	Sold (part)	May 14, 2025	$15,000 or less
(13).	Sold (part)	May 22, 2025	$15,001 - $50,000
(14).	Sold (part)	May 29, 2025	$15,000 or less
(15).	Sold (part)	Jun 23, 2025	$15,001 - $50,000
(16).	Sold (part)	Jul 10, 2025	$15,000 or less
(17).	Sold (part)	Jul 16, 2025	$15,001 - $50,000
(18).	Sold (part)	Jul 18, 2025	$15,001 - $50,000
(19).	Sold (part)	Jul 21, 2025	$15,000 or less
(20).	Sold (part)	Jul 23, 2025	$15,001 - $50,000
(21).	Sold (part)	Jul 30, 2025	$15,000 or less
(22).	Sold (part)	Aug 22, 2025	$50,001 - $100,000
(23).	Sold (part)	Oct 7, 2025	$15,001 - $50,000
(24).	Sold (part)	Oct 27, 2025	$15,000 or less
(25).	Sold (part)	Nov 4, 2025	$15,001 - $50,000
(26).	Sold (part)	Dec 15, 2025	$15,001 - $50,000
(27).	Sold (part)	Dec 17, 2025	$15,000 or less
(28).	Sold (part)	Dec 19, 2025	$100,001 - $250,000
(29).	Sold (part)	Dec 29, 2025	$15,001 - $50,000

23. **(H) Account #22**

23-A.	GS FS Gov. Money Market Fund (cash eq.)	$1,000 or less	Dividend		

Transactions	Transaction Type	Transaction Date	Transaction Value
(1).	Buy	Jan 21, 2025	$15,000 or less
(2).	Sold	Jan 29, 2025	$15,000 or less
(3).	Buy	Apr 16, 2025	$15,000 or less
(4).	Sold	Apr 28, 2025	$15,000 or less
(5).	Buy	Jul 21, 2025	$15,000 or less
(6).	Sold	Jul 29, 2025	$15,000 or less
(7).	Buy	Oct 27, 2025	$15,000 or less
(8).	Sold	Oct 29, 2025	$15,000 or less

23-B.	UBS AG Linked to Basket of Indics Bttr of Cntngnt CPN (OUIDEE94)		None	$1,000,001 - $5,000,000	Cash/Market
23-C.	National Bank of Canada-New Yo Linked to Euro Stoxx (NBCSX508)		None	$1,000,001 - $5,000,000	Cash/Market
23-D.	Citigroup Inc Linked to Basket of Indices (OIIDEE47)		None	$1,000,001 - $5,000,000	Cash/Market

Transactions	Transaction Type	Transaction Date	Transaction Value
(1).	Buy	Jan 22, 2025	$1,000,001 - $5,000,000

24. **(H) Account #23**

24-A.	GS FS Gov. Money Market Fund (cash eq.)	$1,000 or less	Dividend		

DESCRIPTION	INCOME AMOUNT	INCOME TYPE	GROSS VALUE	VALUE METHOD

Transactions	Transaction Type	Transaction Date	Transaction Value
(1).	Buy (add'l)	Jan 14, 2025	$50,001 - $100,000
(2).	Sold (part)	Jan 21, 2025	$50,001 - $100,000
(3).	Sold (part)	Jan 29, 2025	$15,000 or less
(4).	Buy (add'l)	Feb 11, 2025	$15,001 - $50,000
(5).	Sold (part)	Feb 18, 2025	$15,001 - $50,000
(6).	Buy (add'l)	Feb 27, 2025	$15,000 or less
(7).	Buy (add'l)	Mar 3, 2025	$50,001 - $100,000
(8).	Sold (part)	Mar 4, 2025	$15,001 - $50,000
(9).	Sold (part)	Mar 7, 2025	$15,001 - $50,000
(10).	Buy (add'l)	Mar 14, 2025	$15,001 - $50,000
(11).	Buy (add'l)	Apr 9, 2025	$15,001 - $50,000
(12).	Sold (part)	Apr 9, 2025	$15,001 - $50,000
(13).	Buy (add'l)	Apr 14, 2025	$15,001 - $50,000
(14).	Buy (add'l)	Apr 15, 2025	$15,001 - $50,000
(15).	Sold (part)	Apr 22, 2025	$15,001 - $50,000
(16).	Buy (add'l)	Apr 22, 2025	$15,001 - $50,000
(17).	Sold (part)	Apr 28, 2025	$15,001 - $50,000
(18).	Buy (add'l)	May 9, 2025	$15,000 or less
(19).	Buy (add'l)	May 12, 2025	$15,001 - $50,000
(20).	Buy (add'l)	May 14, 2025	$15,000 or less
(21).	Sold (part)	May 16, 2025	$15,001 - $50,000
(22).	Buy (add'l)	May 22, 2025	$15,001 - $50,000
(23).	Sold (part)	May 28, 2025	$15,001 - $50,000
(24).	Buy (add'l)	May 29, 2025	$15,000 or less
(25).	Sold (part)	Jun 4, 2025	$15,000 or less
(26).	Buy (add'l)	Jun 13, 2025	$15,001 - $50,000
(27).	Buy (add'l)	Jun 23, 2025	$15,000 or less
(28).	Buy (add'l)	Jun 26, 2025	$15,000 or less
(29).	Sold (part)	Jun 27, 2025	$15,001 - $50,000
(30).	Sold (part)	Jun 30, 2025	$15,000 or less
(31).	Buy (add'l)	Jul 10, 2025	$15,000 or less
(32).	Buy (add'l)	Jul 16, 2025	$15,001 - $50,000
(33).	Sold (part)	Jul 16, 2025	$15,000 or less
(34).	Buy (add'l)	Jul 18, 2025	$15,001 - $50,000
(35).	Sold (part)	Jul 21, 2025	$15,001 - $50,000
(36).	Sold (part)	Jul 22, 2025	$15,001 - $50,000
(37).	Sold (part)	Jul 23, 2025	$15,001 - $50,000
(38).	Buy (add'l)	Jul 30, 2025	$15,000 or less
(39).	Sold (part)	Aug 1, 2025	$15,000 or less
(40).	Buy (add'l)	Aug 12, 2025	$15,000 or less
(41).	Buy (add'l)	Aug 22, 2025	$15,001 - $50,000
(42).	Sold (part)	Aug 27, 2025	$15,001 - $50,000
(43).	Buy (add'l)	Sep 23, 2025	$15,000 or less
(44).	Buy (add'l)	Oct 7, 2025	$15,001 - $50,000
(45).	Sold (part)	Oct 8, 2025	$15,000 or less
(46).	Buy (add'l)	Oct 9, 2025	$15,000 or less
(47).	Sold (part)	Oct 14, 2025	$15,001 - $50,000
(48).	Buy (add'l)	Oct 15, 2025	$15,000 or less
(49).	Buy (add'l)	Oct 27, 2025	$15,000 or less
(50).	Buy (add'l)	Oct 30, 2025	$15,001 - $50,000
(51).	Sold (part)	Nov 4, 2025	$15,000 or less
(52).	Buy (add'l)	Nov 7, 2025	$15,000 or less
(53).	Buy (add'l)	Nov 17, 2025	$50,001 - $100,000
(54).	Sold	Nov 24, 2025	$15,001 - $50,000

24-B. LGP Equity Investors IX Access — None — $250,001 - $500,000 — Cash/Market

Transactions	Transaction Type	Transaction Date	Transaction Value
(1).	Buy (add'l)	Jan 29, 2025	$50,001 - $100,000
(2).	Sold (part)	Mar 14, 2025	$15,000 or less
(3).	Buy (add'l)	Aug 27, 2025	$15,001 - $50,000
(4).	Sold (part)	Sep 23, 2025	$15,000 or less
(5).	Sold (part)	Oct 9, 2025	$15,000 or less
(6).	Buy (add'l)	Dec 29, 2025	$15,001 - $50,000

24-C. CD&R XII Flagship Access LLC — None — $100,001 - $250,000 — Cash/Market

Transactions	Transaction Type	Transaction Date	Transaction Value
(1).	Sold (part)	Feb 27, 2025	$15,000 or less
(2).	Buy (add'l)	Apr 14, 2025	$15,001 - $50,000
(3).	Sold (part)	Oct 27, 2025	$15,000 or less

24-D. GTCR XIV Access LLC — None — $50,001 - $100,000 — Cash/Market

Transactions	Transaction Type	Transaction Date	Transaction Value
(1).	Buy (add'l)	May 28, 2025	$15,001 - $50,000
(2).	Buy (add'l)	Jul 16, 2025	$15,000 or less
(3).	Sold (part)	Aug 12, 2025	$15,000 or less
(4).	Buy (add'l)	Oct 8, 2025	$15,000 or less

24-E. Berkshire XI Access LLC — None — $15,001 - $50,000 — Cash/Market



	DESCRIPTION	INCOME AMOUNT	INCOME TYPE	GROSS VALUE	VALUE METHOD

Transactions	Transaction Type	Transaction Date	Transaction Value
(1).	Buy	Jun 4, 2025	$15,000 or less
(2).	Sold	Oct 15, 2025	$15,000 or less
(3).	Buy	Nov 24, 2025	$15,001 - $50,000

24-F. Industry Ventures Direct III A — None — $250,001 - $500,000 — Cash/Market

Transactions	Transaction Type	Transaction Date	Transaction Value
(1).	Sold (part)	Mar 14, 2025	$15,000 or less
(2).	Buy (add'l)	Apr 22, 2025	$15,001 - $50,000
(3).	Sold (part)	May 9, 2025	$15,000 or less
(4).	Buy (add'l)	Jun 27, 2025	$15,001 - $50,000
(5).	Buy (add'l)	Oct 14, 2025	$15,001 - $50,000

24-G. Menlo Inflection III Access (was Menlo Special Opp III Access LL — None — $250,001 - $500,000 — Cash/Market

Transactions	Transaction Type	Transaction Date	Transaction Value
(1).	Buy (add'l)	Feb 18, 2025	$15,001 - $50,000
(2).	Buy (add'l)	Mar 7, 2025	$15,001 - $50,000
(3).	Buy (add'l)	Apr 9, 2025	$15,001 - $50,000
(4).	Buy (add'l)	May 16, 2025	$15,001 - $50,000
(5).	Sold (part)	Jun 13, 2025	$15,001 - $50,000
(6).	Buy (add'l)	Jul 22, 2025	$15,001 - $50,000
(7).	Buy (add'l)	Aug 27, 2025	$15,001 - $50,000
(8).	Sold (part)	Nov 17, 2025	$50,001 - $100,000

24-H. LS Opportunities Access LLC — None — $500,001 - $1,000,000 — Cash/Market

Transactions	Transaction Type	Transaction Date	Transaction Value
(1).	Buy (add'l)	Jan 21, 2025	$50,001 - $100,000
(2).	Buy (add'l)	Jun 30, 2025	$15,000 or less
(3).	Buy (add'l)	Aug 1, 2025	$15,000 or less
(4).	Buy (add'l)	Dec 17, 2025	$15,000 or less

24-I. Menlo Opportunities Access LLC — None — $100,001 - $250,000 — Cash/Market

Transactions	Transaction Type	Transaction Date	Transaction Value
(1).	Buy	Dec 19, 2025	$100,001 - $250,000

Additional Explanation: This transaction was previously reported as "Buy add'l" and is amended herein.

24-J. TCV XII Access LLC — None — $100,001 - $250,000 — Cash/Market

Transactions	Transaction Type	Transaction Date	Transaction Value
(1).	Buy (add'l)	May 19, 2025	$15,000 or less
(2).	Buy (add'l)	Jul 21, 2025	$15,001 - $50,000
(3).	Buy (add'l)	Nov 4, 2025	$15,001 - $50,000

24-K. Viola Growth IV Access LP — None — $100,001 - $250,000 — Cash/Market

Transactions	Transaction Type	Transaction Date	Transaction Value
(1).	Buy (add'l)	Feb 26, 2025	$15,001 - $50,000
(2).	Buy (add'l)	Jul 23, 2025	$15,001 - $50,000
(3).	Buy (add'l)	Dec 15, 2025	$50,001 - $100,000

24-L. Insight Partners XIII Access L — None — $100,001 - $250,000 — Cash/Market

Transactions	Transaction Type	Transaction Date	Transaction Value
(1).	Buy (add'l)	Mar 4, 2025	$15,000 or less
(2).	Buy (add'l)	Apr 28, 2025	$15,001 - $50,000
(3).	Buy (add'l)	Jul 23, 2025	$15,001 - $50,000
(4).	Buy (add'l)	Oct 30, 2025	$15,001 - $50,000

25.	**(H) Account #24**				
25-A.	Mortgage recievable (Debtor: [redacted])	$15,001 - $50,000	Interest	$1,000,001 - $5,000,000	Cash/Market
25-B.	[redacted] stock	$1,000,001 - $5,000,000	Dividend	$1,000,001 - $5,000,000	Estimated
25-C.	[redacted] stock	More than $5,000,000	Dividend	$25,000,001 - $50,000,000	Estimated
25-D.	[redacted] stock	$1,000,001 - $5,000,000	Dividend	$5,000,001 - $25,000,000	Estimated
25-E.	[redacted] stock	More than $5,000,000	Dividend	$5,000,001 - $25,000,000	Estimated
25-F.	[redacted] stock	$100,001 - $1,000,000	Dividend	$1,000,001 - $5,000,000	Estimated
25-G.	[redacted] stock	$1,000,001 - $5,000,000	Dividend	$5,000,001 - $25,000,000	Estimated
25-H.	[redacted]	$50,001 - $100,000	Distribution	$500,001 - $1,000,000	Book Value
25-I.	[redacted]	$100,001 - $1,000,000	Distribution	$5,000,001 - $25,000,000	Book Value
25-J.	[redacted]	$100,001 - $1,000,000	Distribution	$1,000,001 - $5,000,000	Book Value
25-K.	Bay Cadillac, Inc.		None	$250,001 - $500,000	Book Value
25-L.	Sarasota Condos LLC		None	$100,001 - $250,000	Book Value
25-M.	Lindell Bimini Square, LLC		None	$500,001 - $1,000,000	Book Value
26.	**(H) Account #25**				
26-A.	[redacted] (Property, Vail, CO)		None	$5,000,001 - $25,000,000	Book Value
26-B.	Bank of America/Merrill Lynch accts (cash and money markt accts)	$1,001 - $2,500	Interest	$100,001 - $250,000	Cash/Market
26-C.	Merrill Lynch: US Treasury BillsMerrill Lynch: US Treasury Bills	$2,501 - $5,000	Interest	$500,001 - $1,000,000	Cash/Market
27.	**(H) Account #26**				
27-A.	GS FS Gov. Money Market Fund (cash eq.)	$2,501 - $5,000	Dividend	$50,001 - $100,000	Cash/Market

	DESCRIPTION	INCOME AMOUNT	INCOME TYPE	GROSS VALUE	VALUE METHOD

Transactions	Transaction Type	Transaction Date	Transaction Value
(1).	Buy (add'l)	Jan 2, 2025	$15,000 or less
(2).	Buy (add'l)	Feb 18, 2025	$15,001 - $50,000
(3).	Sold (part)	Feb 21, 2025	$15,001 - $50,000
(4).	Buy (add'l)	Mar 3, 2025	$15,001 - $50,000
(5).	Sold (part)	Mar 4, 2025	$15,001 - $50,000
(6).	Buy (add'l)	Apr 2, 2025	$50,001 - $100,000
(7).	Buy (add'l)	May 1, 2025	$15,001 - $50,000
(8).	Sold (part)	May 22, 2025	$50,001 - $100,000
(9).	Buy (add'l)	Jun 2, 2025	$50,001 - $100,000
(10).	Buy (add'l)	Jun 16, 2025	$15,000 or less
(11).	Buy (add'l)	Jul 1, 2025	$50,001 - $100,000
(12).	Buy (add'l)	Aug 4, 2025	$15,000 or less
(13).	Buy (add'l)	Sep 2, 2025	$15,001 - $50,000
(14).	Buy (add'l)	Sep 3, 2025	$15,001 - $50,000
(15).	Sold (part)	Sep 16, 2025	$100,001 - $250,000
(16).	Buy (add'l)	Nov 4, 2025	$15,001 - $50,000
(17).	Buy (add'l)	Nov 18, 2025	$15,000 or less

27-B.	Amarillo Tex Jr College Dist. 5% Municipal Bond **Additional Explanation**: Redeemed.	$1,000 or less	Interest		
27-C.	Pflugervill Tex Indpt Sch 5% Municipal Bond **Additional Explanation**: Redeemed.	$1,000 or less	Interest		
27-D.	New Mexico St 5% Municipal Bond **Additional Explanation**: Redeemed.	$1,000 or less	Interest		
27-E.	Oregon St Dept Adminstrative Rev Municipal Bond **Additional Explanation**: Redeemed. Prior reporting as "Sold" is amended herein.	$1,000 or less	Interest		
27-F.	Tex St Go 5% Municipal Bond **Additional Explanation**: Redeemed. Prior reporting as "Sold" is amended herein.	$1,000 or less	Interest		
27-G.	Lansing Mich Sch Dist 5% Municipal Bond **Additional Explanation**: Redeemed.	$1,000 or less	Interest		
27-H.	New Mexico Fin Auth Rev 5% Municipal Bond **Additional Explanation**: Redeemed.	$1,000 or less	Interest		
27-I.	Polk Cnty Iowa 5% Municipal Bond **Additional Explanation**: Redeemed.	$1,000 or less	Interest		
27-J.	Clark Cnty Nev Sch Dist 5% Municipal Bond **Additional Explanation**: Redeemed.	$1,000 or less	Interest		
27-K.	Florida St Dept Environmental 5% Municipal Bond **Additional Explanation**: Redeemed.	$1,000 or less	Interest		
27-L.	Metropolitan Govt Nashville 5% Municipal Bond **Additional Explanation**: Redeemed.	$1,001 - $2,500	Interest		
27-M.	Pima Cnty Ariz Swr 5% Municipal Bond **Additional Explanation**: Redeemed.	$1,000 or less	Interest		
27-N.	Sarasota Cnty Fla Sch Brd Municipal Bond **Additional Explanation**: Redeemed.	$1,001 - $2,500	Interest		
27-O.	Rio Rancho N Mex Pub Sch Dist 4% Municipal Bond **Additional Explanation**: Redeemed.	$1,000 or less	Interest		
27-P.	Alabama Fed Aid Hwy Fin Auth Rev Municipal Bond **Additional Explanation**: Redeemed.	$1,000 or less	Interest		
27-Q.	Johnson Cnty Kans Uni Sch Dist 5% Municipal Bond **Additional Explanation**: Redeemed.	$1,000 or less	Interest		
27-R.	Port St Lucie FLA Cap Impt 4% Municipal Bond **Additional Explanation**: Redeemed.	$1,000 or less	Interest		
27-S.	St Paul Minn 5% Municipal Bond **Additional Explanation**: Redeemed.	$1,000 or less	Interest		
27-T.	Rogers Ark Sales & Use Tax Re Rev 5% Municipal Bond **Additional Explanation**: Redeemed.	$1,001 - $2,500	Interest		
27-U.	Hstn TX UTL Sys Fr Iss DTD PR Rev Municipal Bond **Additional Explanation**: Redeemed.	$1,000 or less	Interest		
27-V.	VA College Bldg Auth VA 5% Municipal Bond	$1,000 or less	Interest	$15,000 or less	Cash/Market
27-W.	Clear Creek Tex Indpt Sch Dist Go 5% Municipal Bond	$1,000 or less	Interest	$15,001 - $50,000	Cash/Market
27-X.	Gregory Portland Tex Indpt Sch 5% Municipal Bond	$1,000 or less	Interest	$15,000 or less	Cash/Market
27-Y.	Gregory Portland Tex Indpt Sch 5% Municipal Bond	$1,000 or less	Interest	$15,000 or less	Cash/Market
27-Z.	Lower Merion PA Sch Dist 5% Municipal Bond	$1,000 or less	Interest	$15,000 or less	Cash/Market
27-AA.	San Antonio Tex Wtr 5% Municipal Bond	$1,001 - $2,500	Interest	$15,001 - $50,000	Cash/Market
27-AB.	Charlotte NC Arpt Rev Rev Municipal Bond	$1,001 - $2,500	Interest	$15,001 - $50,000	Cash/Market
27-AC.	Clark Cnty Nev Hwy Impt Rev Rev 5% Municipal Bond	$1,000 or less	Interest	$15,001 - $50,000	Cash/Market
27-AD.	Fulton Cnty GA Urban Redev Agy Rev 5% Municipal Bond	$1,000 or less	Interest	$15,000 or less	Cash/Market
27-AE.	Florida St Dept Gen Svcs Div Rev 5% Municipal Bond	$1,000 or less	Interest	$15,000 or less	Cash/Market
27-AF.	Wichita Kans Wtr & Swr Util Municipal Bond	$1,000 or less	Interest	$15,001 - $50,000	Cash/Market
27-AG.	Fairfax Cnty VA 5% Municipal Bond	$1,000 or less	Interest	$15,001 - $50,000	Cash/Market
27-AH.	Salt River Proj Agricultural 5% AZ Municipal Bond	$1,000 or less	Interest	$15,000 or less	Cash/Market
27-AI.	The Water Works Board Rev Municipal Bond	$1,001 - $2,500	Interest	$15,001 - $50,000	Cash/Market
27-AJ.	Dallas Tex Area Rapid Tran Rev Municipal Bond **Additional Explanation**: Redeemed.	$1,000 or less	Interest		
27-AK.	Garfield Piktin & Eagle Cntys Go 5% Municipal Bond **Additional Explanation**: Redeemed.	$1,000 or less	Interest		
27-AL.	University Colo Enterprise Sys 4% Municipal Bond **Additional Explanation**: Redeemed.	$1,000 or less	Interest		
27-AM.	Western Minn Mun PWR Agy Minn Rev Municipal Bond	$1,000 or less	Interest	$15,000 or less	Cash/Market
28.	**(H) Account #27**				
28-A.	GS FS Gov. Money Market Fund (cash eq)	$1,000 or less	Dividend	$15,000 or less	Cash/Market

	DESCRIPTION	INCOME AMOUNT	INCOME TYPE	GROSS VALUE	VALUE METHOD
	Transactions **Transaction Type** **Transaction Date** **Transaction Value**				
	(1). Sold Jan 29, 2025 $15,000 or less				
	(2). Buy Jun 27, 2025 $15,000 or less				
	(3). Sold (part) Jul 29, 2025 $15,000 or less				
	(4). Sold (part) Oct 31, 2025 $15,000 or less				
	(5). Buy (add'l) Dec 29, 2025 $15,000 or less				
28-B.	Xtrackers MSCI Hedged Equity ETF (DBEF)	$5,001 - $15,000	Dividend	$100,001 - $250,000	Cash/Market
28-C.	Wisdomtree EUR HDGD EQ FD CMN (HEDJ)	$2,501 - $5,000	Dividend	$100,001 - $250,000	Cash/Market
28-D.	JPMorgan Structured Note Linked Basket Indices		None	$250,001 - $500,000	Cash/Market
29.	**(H) Account #28**				
29-A.	GS FS Gov. Money Market Fund (cash eq)	$1,000 or less	Dividend	$15,000 or less	Cash/Market

DESCRIPTION				INCOME AMOUNT	INCOME TYPE	GROSS VALUE	VALUE METHOD
Transactions	**Transaction Type**	**Transaction Date**	**Transaction Value**				
(1).	Sold (part)	Jan 14, 2025	$15,001 - $50,000				
(2).	Buy (add'l)	Jan 14, 2025	$15,001 - $50,000				
(3).	Sold (part)	Jan 21, 2025	$15,001 - $50,000				
(4).	Buy (add'l)	Jan 23, 2025	$15,001 - $50,000				
(5).	Sold (part)	Jan 27, 2025	$15,000 or less				
(6).	Sold (part)	Jan 29, 2025	$15,001 - $50,000				
(7).	Buy (add'l)	Feb 4, 2025	$15,000 or less				
(8).	Sold (part)	Feb 10, 2025	$15,000 or less				
(9).	Buy (add'l)	Feb 11, 2025	$15,001 - $50,000				
(10).	Sold (part)	Feb 18, 2025	$15,001 - $50,000				
(11).	Sold (part)	Feb 27, 2025	$15,000 or less				
(12).	Buy (add'l)	Mar 3, 2025	$15,000 or less				
(13).	Sold (part)	Mar 7, 2025	$15,001 - $50,000				
(14).	Buy (add'l)	Mar 11, 2025	$15,001 - $50,000				
(15).	Buy (add'l)	Mar 14, 2025	$15,001 - $50,000				
(16).	Sold (part)	Mar 24, 2025	$15,000 or less				
(17).	Sold (part)	Apr 9, 2025	$15,000 or less				
(18).	Buy (add'l)	Apr 10, 2025	$15,000 or less				
(19).	Sold (part)	Apr 14, 2025	$15,001 - $50,000				
(20).	Buy (add'l)	Apr 17, 2025	$15,001 - $50,000				
(21).	Sold (part)	Apr 22, 2025	$15,001 - $50,000				
(22).	Sold (part)	Apr 29, 2025	$15,000 or less				
(23).	Buy (add'l)	May 2, 2025	$15,001 - $50,000				
(24).	Sold (part)	May 7, 2025	$15,000 or less				
(25).	Buy (add'l)	May 9, 2025	$15,000 or less				
(26).	Sold (part)	May 16, 2025	$15,001 - $50,000				
(27).	Sold (part)	May 19, 2025	$15,000 or less				
(28).	Buy (add'l)	May 22, 2025	$15,000 or less				
(29).	Sold (part)	May 23, 2025	$15,000 or less				
(30).	Sold (part)	May 28, 2025	$15,000 or less				
(31).	Buy (add'l)	May 29, 2025	$15,000 or less				
(32).	Sold (part)	Jun 4, 2025	$15,000 or less				
(33).	Buy (add'l)	Jun 13, 2025	$15,001 - $50,000				
(34).	Buy (add'l)	Jun 23, 2025	$15,000 or less				
(35).	Sold (part)	Jun 24, 2025	$15,000 or less				
(36).	Buy (add'l)	Jun 26, 2025	$15,000 or less				
(37).	Sold (part)	Jun 27, 2025	$15,001 - $50,000				
(38).	Buy (add'l)	Jun 30, 2025	$15,000 or less				
(39).	Buy (add'l)	Jul 16, 2025	$15,000 or less				
(40).	Buy (add'l)	Jul 17, 2025	$15,000 or less				
(41).	Buy (add'l)	Jul 18, 2025	$15,001 - $50,000				
(42).	Sold (part)	Jul 21, 2025	$15,000 or less				
(43).	Sold (part)	Jul 22, 2025	$15,000 or less				
(44).	Sold (part)	Jul 23, 2025	$15,001 - $50,000				
(45).	Buy (add'l)	Jul 30, 2025	$15,000 or less				
(46).	Sold (part)	Aug 1, 2025	$15,000 or less				
(47).	Buy (add'l)	Aug 5, 2025	$15,001 - $50,000				
(48).	Buy (add'l)	Aug 7, 2025	$15,000 or less				
(49).	Buy (add'l)	Aug 12, 2025	$15,001 - $50,000				
(50).	Buy (add'l)	Aug 18, 2025	$15,000 or less				
(51).	Sold (part)	Aug 27, 2025	$15,001 - $50,000				
(52).	Buy (add'l)	Sep 2, 2025	$15,000 or less				
(53).	Sold (part)	Sep 5, 2025	$15,000 or less				
(54).	Buy (add'l)	Sep 9, 2025	$15,000 or less				
(55).	Buy (add'l)	Sep 23, 2025	$15,000 or less				
(56).	Buy (add'l)	Sep 26, 2025	$15,000 or less				
(57).	Sold (part)	Sep 29, 2025	$15,001 - $50,000				
(58).	Buy (add'l)	Oct 2, 2025	$15,000 or less				
(59).	Sold (part)	Oct 6, 2025	$15,000 or less				
(60).	Buy (add'l)	Oct 7, 2025	$15,001 - $50,000				
(61).	Sold (part)	Oct 8, 2025	$15,000 or less				
(62).	Buy (add'l)	Oct 9, 2025	$15,000 or less				
(63).	Sold (part)	Oct 14, 2025	$15,001 - $50,000				
(64).	Buy (add'l)	Oct 15, 2025	$15,000 or less				
(65).	Buy (add'l)	Oct 22, 2025	$15,000 or less				
(66).	Buy (add'l)	Oct 24, 2025	$15,001 - $50,000				
(67).	Buy (add'l)	Oct 27, 2025	$15,000 or less				
(68).	Buy (add'l)	Oct 31, 2025	$15,000 or less				
(69).	Sold (part)	Nov 4, 2025	$15,001 - $50,000				
(70).	Sold (part)	Nov 10, 2025	$15,000 or less				
(71).	Buy (add'l)	Nov 17, 2025	$15,001 - $50,000				
(72).	Sold (part)	Nov 24, 2025	$15,000 or less				
(73).	Sold (part)	Dec 1, 2025	$15,000 or less				
(74).	Buy (add'l)	Dec 5, 2025	$15,000 or less				
(75).	Buy (add'l)	Dec 8, 2025	$15,000 or less				
(76).	Sold (part)	Dec 11, 2025	$15,000 or less				
(77).	Sold (part)	Dec 15, 2025	$15,001 - $50,000				
(78).	Sold (part)	Dec 17, 2025	$15,000 or less				
(79).	Buy (add'l)	Dec 30, 2025	$15,001 - $50,000				
(80).	Sold (part)	Dec 31, 2025	$15,000 or less				

	DESCRIPTION	INCOME AMOUNT	INCOME TYPE	GROSS VALUE	VALUE METHOD
29-B.	Thomas H Lee Equity VIII Access LLC (9SI99JJW2)		None	$100,001 - $250,000	Cash/Market

Transactions	Transaction Type	Transaction Date	Transaction Value
(1).	Sold (part)	Sep 9, 2025	$15,000 or less
(2).	Sold (part)	Dec 8, 2025	$15,000 or less

29-C.	LGP Equity Investors IX Access		None	$100,001 - $250,000	Cash/Market

Transactions	Transaction Type	Transaction Date	Transaction Value
(1).	Buy (add'l)	Jan 29, 2025	$15,001 - $50,000
(2).	Sold (part)	Mar 14, 2025	$15,000 or less
(3).	Buy (add'l)	Aug 27, 2025	$15,001 - $50,000
(4).	Sold (part)	Sep 23, 2025	$15,000 or less
(5).	Sold (part)	Oct 9, 2025	$15,000 or less
(6).	Buy (add'l)	Dec 29, 2025	$15,001 - $50,000

29-D.	New Mountain Partners VI & Strategic Equity Access LLC		None	$250,001 - $500,000	Cash/Market

Transactions	Transaction Type	Transaction Date	Transaction Value
(1).	Sold (part)	Mar 19, 2025	$15,000 or less
(2).	Sold (part)	Apr 17, 2025	$15,001 - $50,000
(3).	Buy (add'l)	Dec 18, 2025	$15,000 or less

29-E.	Madison Dearborn VIII PE Access LLC		None	$100,001 - $250,000	Cash/Market

Transactions	Transaction Type	Transaction Date	Transaction Value
(1).	Buy (add'l)	Apr 14, 2025	$15,000 or less
(2).	Buy (add'l)	May 23, 2025	$15,000 or less
(3).	Sold (part)	Jul 18, 2025	$15,001 - $50,000
(4).	Sold (part)	Dec 30, 2025	$15,000 or less

29-F.	Thomas H Lee Equity IX Access LLC		None	$100,001 - $250,000	Cash/Market

Transactions	Transaction Type	Transaction Date	Transaction Value
(1).	Buy (add'l)	Jan 14, 2025	$15,001 - $50,000
(2).	Sold (part)	Mar 14, 2025	$15,000 or less
(3).	Buy (add'l)	Aug 18, 2025	$15,000 or less
(4).	Sold (part)	Sep 26, 2025	$15,000 or less

29-G.	CD&R XII Flagship Access LLC		None	$100,001 - $250,000	Cash/Market

Additional Explanation: This transaction was previously reported in association with CD&R XIII Flagship Access LLC and is amended herein.

Transactions	Transaction Type	Transaction Date	Transaction Value
(1).	Sold (part)	Feb 27, 2025	$15,000 or less
(2).	Buy (add'l)	Apr 14, 2025	$15,001 - $50,000
(3).	Sold (part)	Oct 27, 2025	$15,000 or less

29-H.	New Mountain Partners VII & St		None	$50,001 - $100,000	Cash/Market

Transactions	Transaction Type	Transaction Date	Transaction Value
(1).	Buy (add'l)	Feb 26, 2025	$15,000 or less
(2).	Buy (add'l)	Apr 29, 2025	$15,000 or less
(3).	Buy (add'l)	Jun 24, 2025	$15,000 or less
(4).	Buy (add'l)	Sep 5, 2025	$15,000 or less
(5).	Buy (add'l)	Oct 6, 2025	$15,000 or less
(6).	Buy (add'l)	Nov 10, 2025	$15,000 or less

29-I.	GTCR XIV Access LLC		None	$50,001 - $100,000	Cash/Market

Transactions	Transaction Type	Transaction Date	Transaction Value
(1).	Buy (add'l)	May 28, 2025	$15,000 or less
(2).	Sold (part)	Aug 12, 2025	$15,000 or less
(3).	Buy (add'l)	Oct 8, 2025	$15,000 or less

29-J.	Berkshire XI Access LLC		None	$15,001 - $50,000	Cash/Market

Transactions	Transaction Type	Transaction Date	Transaction Value
(1).	Buy	Jun 4, 2025	$15,000 or less
(2).	Sold	Oct 15, 2025	$15,000 or less
(3).	Buy	Nov 24, 2025	$15,001 - $50,000

29-K.	Industry Ventures Direct II A		None	$250,001 - $500,000	Cash/Market

Transactions	Transaction Type	Transaction Date	Transaction Value
(1).	Buy (add'l)	Mar 24, 2025	$15,000 or less

29-L.	Industry Ventures Direct III A		None	$100,001 - $250,000	Cash/Market

Transactions	Transaction Type	Transaction Date	Transaction Value
(1).	Sold (part)	Mar 14, 2025	$15,000 or less
(2).	Buy (add'l)	Apr 22, 2025	$15,001 - $50,000
(3).	Sold (part)	May 9, 2025	$15,000 or less
(4).	Buy (add'l)	Jun 27, 2025	$15,001 - $50,000
(5).	Buy (add'l)	Oct 14, 2025	$15,001 - $50,000

29-M.	Menlo Inflection Access III (was Menlo Special Opp III Access LL		None	$250,001 - $500,000	Cash/Market

Transactions	Transaction Type	Transaction Date	Transaction Value
(1).	Buy (add'l)	Feb 18, 2025	$15,001 - $50,000

Additional Explanation: This transaction was previously reported as sold (part) and is amended herein.

(2).	Buy (add'l)	Mar 7, 2025	$15,001 - $50,000
(3).	Buy (add'l)	Apr 9, 2025	$15,000 or less
(4).	Buy (add'l)	May 16, 2025	$15,001 - $50,000
(5).	Sold (part)	Jun 13, 2025	$15,001 - $50,000
(6).	Buy (add'l)	Jul 22, 2025	$15,000 or less
(7).	Buy (add'l)	Aug 27, 2025	$15,001 - $50,000
(8).	Sold (part)	Nov 17, 2025	$15,001 - $50,000

29-N.	LS Opportunities Access LLC		None	$250,001 - $500,000	Cash/Market

ADMINISTRATIVE OFFICE OF THE UNITED STATES COURTS

	DESCRIPTION	INCOME AMOUNT	INCOME TYPE	GROSS VALUE	VALUE METHOD
	Transactions **Transaction Type** **Transaction Date** **Transaction Value**				
	(1). Buy (add'l) Jan 21, 2025 $15,001 - $50,000				
	(2). Buy (add'l) Jun 30, 2025 $15,000 or less				
	(3). Buy (add'l) Aug 1, 2025 $15,000 or less				
	(4). Buy (add'l) Dec 17, 2025 $15,000 or less				
29-O.	Vintage VII/West Street Capital Partners VII Access LP		None	$250,001 - $500,000	Cash/Market
	Transactions **Transaction Type** **Transaction Date** **Transaction Value**				
	(1). Sold (part) Jan 29, 2025 $15,001 - $50,000				
	(2). Sold (part) Jan 29, 2025 $15,000 or less				
	(3). Sold (part) Jul 17, 2025 $15,000 or less				
	(4). Sold (part) Dec 5, 2025 $15,000 or less				
29-P.	Private Equity Managers (2016) LP		None	$100,001 - $250,000	Cash/Market
	Transactions **Transaction Type** **Transaction Date** **Transaction Value**				
	(1). Sold (part) Mar 11, 2025 $15,001 - $50,000				
	(2). Sold (part) Jun 30, 2025 $15,000 or less				
	(3). Sold (part) Jul 30, 2025 $15,000 or less				
	(4). Sold (part) Aug 18, 2025 $15,000 or less				
	(5). Sold (part) Sep 30, 2025 $15,000 or less				
	(6). Sold (part) Dec 30, 2025 $15,000 or less				
29-Q.	Vintage VIII/West Street Capit		None	$250,001 - $500,000	Cash/Market
	Transactions **Transaction Type** **Transaction Date** **Transaction Value**				
	(1). Buy (add'l) Jan 27, 2025 $15,000 or less				
	(2). Buy (add'l) Mar 24, 2025 $15,000 or less				
	(3). Sold (part) Apr 10, 2025 $15,000 or less				
	(4). Sold (part) Aug 18, 2025 $15,000 or less				
	(5). Sold (part) Oct 2, 2025 $15,000 or less				
	(6). Sold (part) Oct 8, 2025 $15,000 or less				
	(7). Sold (part) Nov 24, 2025 $15,000 or less				
29-R.	DST Opportunities II Access LLC		None	$50,001 - $100,000	Cash/Market
29-S.	Insight Partners X Follow-On Access LP		None	$15,001 - $50,000	Cash/Market
29-T.	Insight Venture Partners X Access LP		None	$250,001 - $500,000	Cash/Market
	Transactions **Transaction Type** **Transaction Date** **Transaction Value**				
	(1). Sold (part) Jan 23, 2025 $15,001 - $50,000				
	(2). Sold (part) Feb 27, 2025 $15,000 or less				
	(3). Sold (part) May 2, 2025 $15,001 - $50,000				
	(4). Sold (part) Aug 7, 2025 $15,000 or less				
	(5). Sold (part) Oct 22, 2025 $15,000 or less				
	(6). Sold (part) Oct 31, 2025 $15,000 or less				
	(7). Sold (part) Dec 17, 2025 $15,000 or less				
29-U.	Viola Growth III Access LP		None	$100,001 - $250,000	Cash/Market
	Transactions **Transaction Type** **Transaction Date** **Transaction Value**				
	(1). Buy Dec 11, 2025 $15,000 or less				
29-V.	TCV XI Access LLC		None	$50,001 - $100,000	Cash/Market
	Transactions **Transaction Type** **Transaction Date** **Transaction Value**				
	(1). Buy (add'l) Feb 10, 2025 $15,000 or less				
29-W.	TPG Tech Adjacencies II Access		None	$100,001 - $250,000	Cash/Market
	Transactions **Transaction Type** **Transaction Date** **Transaction Value**				
	(1). Buy (add'l) Feb 10, 2025 $15,000 or less				
	(2). Buy (add'l) May 7, 2025 $15,000 or less				
	(3). Sold (part) Jul 16, 2025 $15,000 or less				
	(4). Sold (part) Aug 12, 2025 $15,000 or less				
	(5). Buy (add'l) Sep 30, 2025 $15,001 - $50,000				
	(6). Sold (part) Nov 12, 2025 $15,000 or less				
	(7). Sold (part) Dec 31, 2025 $15,000 or less				
29-X.	TCV XII Access LLC		None	$100,001 - $250,000	Cash/Market
	Transactions **Transaction Type** **Transaction Date** **Transaction Value**				
	(1). Buy (add'l) May 19, 2025 $15,000 or less				
	(2). Buy (add'l) Jul 21, 2025 $15,000 or less				
	(3). Buy (add'l) Nov 4, 2025 $15,001 - $50,000				
29-Y.	Viola Growth IV Access LP		None	$50,001 - $100,000	Cash/Market
	Transactions **Transaction Type** **Transaction Date** **Transaction Value**				
	(1). Buy (add'l) Feb 26, 2025 $15,001 - $50,000				
	(2). Buy (add'l) Jul 23, 2025 $15,001 - $50,000				
	(3). Buy (add'l) Dec 15, 2025 $15,001 - $50,000				
29-Z.	Monarch V Select Opportunities		None	$100,001 - $250,000	Cash/Market
	Transactions **Transaction Type** **Transaction Date** **Transaction Value**				
	(1). Sold (part) Feb 10, 2025 $15,000 or less				
	(2). Sold (part) Aug 5, 2025 $15,001 - $50,000				
	(3). Sold (part) Oct 24, 2025 $15,001 - $50,000				
30.	**(H) Account #29**				
30-A.	GS FS Gov. Money Market Fund (cash eq.)	$5,001 - $15,000	Dividend	$250,001 - $500,000	Cash/Market

ADMINISTRATIVE OFFICE OF THE UNITED STATES COURTS

DESCRIPTION				INCOME AMOUNT	INCOME TYPE	GROSS VALUE	VALUE METHOD
Transactions	**Transaction Type**	**Transaction Date**	**Transaction Value**				
(1).	Sold (part)	Jan 1, 2025	$15,001 - $50,000				
(2).	Sold (part)	Jan 29, 2025	$15,001 - $50,000				
(3).	Sold (part)	Feb 4, 2025	$15,000 or less				
(4).	Sold (part)	Feb 11, 2025	$15,001 - $50,000				
(5).	Buy (add'l)	Feb 21, 2025	$15,001 - $50,000				
(6).	Sold (part)	Feb 26, 2025	$15,001 - $50,000				
(7).	Sold (part)	Mar 3, 2025	$15,000 or less				
(8).	Buy (add'l)	Mar 4, 2025	$15,001 - $50,000				
(9).	Sold (part)	Apr 15, 2025	$15,001 - $50,000				
(10).	Sold (part)	Apr 28, 2025	$15,000 or less				
(11).	Buy (add'l)	May 22, 2025	$50,001 - $100,000				
(12).	Sold (part)	May 29, 2025	$15,000 or less				
(13).	Sold (part)	Jun 23, 2025	$15,000 or less				
(14).	Sold (part)	Jun 26, 2025	$15,000 or less				
(15).	Sold (part)	Jul 18, 2025	$15,000 or less				
(16).	Sold (part)	Jul 30, 2025	$15,000 or less				
(17).	Sold (part)	Sep 2, 2025	$15,000 or less				
(18).	Buy (add'l)	Sep 16, 2025	$100,001 - $250,000				
(19).	Sold (part)	Oct 6, 2025	$15,000 or less				
(20).	Sold (part)	Oct 7, 2025	$15,000 or less				
(21).	Sold (part)	Dec 18, 2025	$15,000 or less				
(22).	Sold (part)	Dec 29, 2025	$15,001 - $50,000				

31.	**(H) Account #30**				
31-A.	GS FS Gov. Money Market Fund (cash eq.)	$1,000 or less	Dividend	$15,000 or less	Cash/Market
31-B.	Alphabet Inc. CMN Class A (GOOGL)	$1,000 or less	Dividend	$100,001 - $250,000	Cash/Market
31-C.	Alphabet Inc. CMN Class C (GOOG)	$1,000 or less	Dividend	$50,001 - $100,000	Cash/Market
31-D.	Amazon.com Inc Cmn (AMZN)		None	$100,001 - $250,000	Cash/Market
31-E.	American Express Co. CMN (AXP)	$1,000 or less	Dividend	$15,000 or less	Cash/Market
31-F.	Apple Inc. CMN (AAPL)	$1,001 - $2,500	Dividend	$250,001 - $500,000	Cash/Market
31-G.	Berkshire Hathaway Inc. Class B (BRKB)		None	$50,001 - $100,000	Cash/Market
31-H.	Microsoft Corporation CMN (MSFT)	$1,001 - $2,500	Dividend	$250,001 - $500,000	Cash/Market
31-I.	Nvidia Corporation CMN (NVDA)	$1,000 or less	Dividend	$250,001 - $500,000	Cash/Market
32.	**(H) Account #31**				
32-A.	GS FS Gov. Money Market Fund (cash eq.)	$1,000 or less	Dividend	$15,000 or less	Cash/Market
32-B.	iShares Core S&P 500 ETF CMN (IVV)	$1,001 - $2,500	Dividend	$100,001 - $250,000	Cash/Market
33.	**(H) Account #32**				
33-A.	GS FS Gov. Money Market Fund (cash eq.)	$1,000 or less	Dividend	$15,001 - $50,000	Cash/Market

Transactions	**Transaction Type**	**Transaction Date**	**Transaction Value**
(1).	Buy (add'l)	Sep 12, 2025	$15,000 or less

33-B.	Alphabet Inc. Cmn Class A (GOOGL)	$1,000 or less	Dividend	$250,001 - $500,000	Cash/Market
33-C.	Amazon.com Inc Cmn (AMZN)		None	$50,001 - $100,000	Cash/Market
33-D.	American Express Co. CMN (AXP)	$1,001 - $2,500	Dividend	$100,001 - $250,000	Cash/Market
33-E.	Apple Inc. CMN (AAPL)	$1,001 - $2,500	Dividend	$250,001 - $500,000	Cash/Market
33-F.	Berkshire Hathaway Inc. Class B (BRKB)		None	$100,001 - $250,000	Cash/Market
33-G.	Microsoft Corporation CMN (MSFT)	$1,001 - $2,500	Dividend	$100,001 - $250,000	Cash/Market
34.	**(H) Account #33**				
34-A.	GS FS Gov. Money Market Fund (cash eq.)	$15,001 - $50,000	Dividend	$500,001 - $1,000,000	Cash/Market

VIII. Additional Information or Explanations

ADDITIONAL INFORMATION OR EXPLANATION

1. Except as specifically noted, there are no reportable assets associated with Part I.