Annual, 2025

Financial Disclosure Report (AO Form 10)

Filer's Information
Milazzo, Jane Triche
U.S. District Court - Louisiana Eastern
District Judge

I certify that all information given above (including information pertaining to my spouse and minor or dependent children, if any) is accurate, true, and complete to the best of my knowledge and belief, and that any information not reported was withheld because it met applicable statutory provisions permitting non-disclosure.

I further certify that earned income from outside employment and honoraria and the acceptance of gifts which have been reported are in compliance with the provisions of 5 U.S.C. Â§ 13141 et. seq., 5 U.S.C. Â§ 7353, and Judicial Conference regulations.

/s/ Milazzo, Jane Triche [electronically signed on Jul 21, 2026 11:40am by Milazzo, Jane Triche in JEFS]
/s/ Milazzo, Jane Triche [electronically signed on Jun 23, 2026 11:15am by Milazzo, Jane Triche in JEFS]

I. Positions

I do not have any Positions to report
No entries in this section

II. Agreements

I do not have any Agreements to report
No entries in this section

III A. Filer Non-Investment Income

I do not have any Filer Non-Investment Income to report
No entries in this section

III B. Spouse Non-Investment Income

	SOURCE	DESCRIPTION	HONORARIUM	HONORARIUM AMOUNT	HONORARIUM DATE
1.	Campus Federal Credit Union	Retirement Benefits	No	$0.00	

IV. Reimbursements

	SOURCE OF REIMBURSEMENT	FROM DATE	TO DATE	LOCATION	PURPOSE	ITEMS PAID OR PROVIDED
1.	Trial Lawyers of Mass Torts	Nov 10, 2025	Nov 10, 2025	Los Cabos, Mexico	Activity of Professional association or civic organization	Transportation

V. Gifts

I do not have any Gifts to report
No entries in this section

VI. Liabilities

I do not have any Liabilities to report
No entries in this section

VII. Investments and Trusts

	DESCRIPTION	INCOME AMOUNT	INCOME TYPE	GROSS VALUE	VALUE METHOD
1.	**Campus Federal Credit Union Checking/ Savings Accounts**	$1,000 or less	Interest	$50,001 - $100,000	Cash/Market
2.	**Driehaus Emerging MarketGrowth Inv**	$1,000 or less	Dividend	$15,001 - $50,000	Cash/Market
3.	**Schwab International Opportunities**	$1,001 - $2,500	Dividend	$15,001 - $50,000	Cash/Market
4.	**Royce Small-Cap Opportunity**	$2,501 - $5,000	Dividend	$50,001 - $100,000	Cash/Market
5.	**Vanguard Small Cap Growth Index Admiral**	$1,001 - $2,500	Dividend	$100,001 - $250,000	Cash/Market

Transactions	Transaction Type	Transaction Date	Transaction Value
(1).	Donated (part)	Aug 27, 2025	$50,001 - $100,000
(2).	Donated (part)	Aug 29, 2025	$50,001 - $100,000

6.	**SPDR S&P 500 ETF**	$1,000 or less	Dividend	$50,001 - $100,000	Cash/Market
7.	**MetLife Universal Life Cash Surrender Value**	$2,501 - $5,000	Dividend	$50,001 - $100,000	Cash/Market
8.	**SPDR Global Real Estate ETF**	$1,001 - $2,500	Dividend	$100,001 - $250,000	Cash/Market
9.	**Baron Emerging Market Retail**	$1,000 or less	Dividend	$15,001 - $50,000	Cash/Market
10.	**Start LA - 529 Plan 1 Vanguard Age Based - Moderate Track Fund**	$1,000 or less	Dividend,Interest	$15,001 - $50,000	Cash/Market
11.	**Start LA - 529 Plan 1 Vanguard Age Based - Growth Track Fund**	$1,000 or less	Dividend,Interest	$15,001 - $50,000	Cash/Market
12.	**Start LA - 529 Plan 1 Vanguard Age Based - Growth Track Fund**	$1,000 or less	Dividend,Interest	$15,001 - $50,000	Cash/Market
13.	**Start LA - 529 Plan 1 Vanguard Age Based - Growth Track Fund**	$1,000 or less	Dividend,Interest	$15,001 - $50,000	Cash/Market
14.	**ING Term Deposit Fixed**	$1,000 or less	,Dividend,Interest	$15,001 - $50,000	Cash/Market
15.	**Capital One Financial Corp**	$1,001 - $2,500	Dividend	$100,001 - $250,000	Cash/Market
16.	**Chevron Corp**	$1,000 or less	Dividend	$15,000 or less	Cash/Market

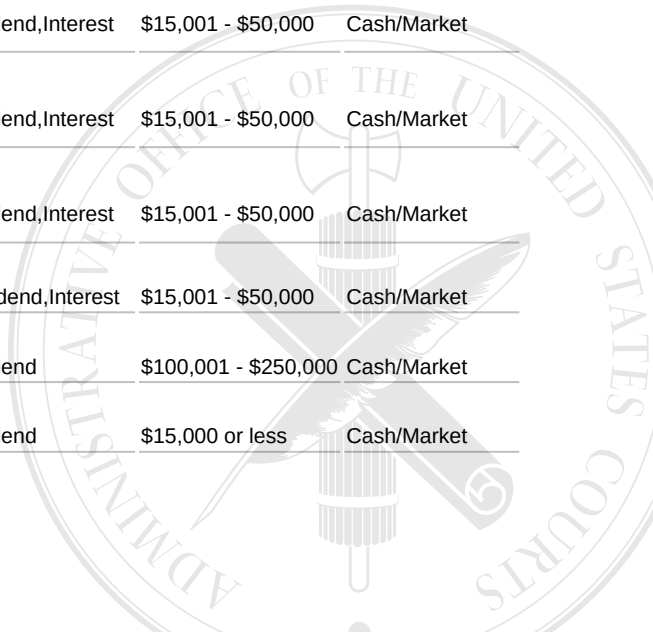

	DESCRIPTION	INCOME AMOUNT	INCOME TYPE	GROSS VALUE	VALUE METHOD
17.	**Gatx Corp**	$1,000 or less	Dividend	$15,000 or less	Cash/Market
18.	**Home Depot**	$1,001 - $2,500	Dividend	$50,001 - $100,000	Cash/Market
19.	**McDonalds**	$1,000 or less	Dividend	$15,001 - $50,000	Cash/Market
20.	**Merck & Co. Inc., New**	$1,000 or less	Dividend	$15,001 - $50,000	Cash/Market
21.	**Dupont de Nemours**	$1,000 or less	Dividend	$15,000 or less	Cash/Market
22.	**Pepsico Inc.**	$1,000 or less	Dividend	$15,000 or less	Cash/Market
23.	**Corteva Inc.**	$1,000 or less	Dividend	$15,001 - $50,000	Cash/Market
24.	**Texas Instruments Inc.**	$1,000 or less	Dividend	$15,000 or less	Cash/Market
25.	**Allstate Corp**	$1,000 or less	Dividend	$15,000 or less	Cash/Market
26.	**Archer Daniels Midland Co.**	$1,000 or less	Dividend	$15,000 or less	Cash/Market
27.	**Arthur Gallagher & Co.**	$1,001 - $2,500	Dividend	$100,001 - $250,000	Cash/Market
28.	**IBM**	$1,000 or less	Dividend	$15,001 - $50,000	Cash/Market
29.	**J.P. Morgan Chase**	$1,000 or less	Dividend	$15,001 - $50,000	Cash/Market
30.	**Microsoft Corp**	$1,000 or less	Dividend	$15,001 - $50,000	Cash/Market
31.	**J.P. Morgan Large Cap Growth**	$5,001 - $15,000	Dividend	$50,001 - $100,000	Cash/Market
32.	**Wal-Mart Inc.**	$1,000 or less	Dividend	$15,000 or less	Cash/Market
33.	**Walt Disney Co.**	$1,000 or less	Dividend	$15,000 or less	Cash/Market
34.	**Guggenheim Total Return Bond Fund**	$2,501 - $5,000	Dividend	$100,001 - $250,000	Cash/Market

Transactions	Transaction Type	Transaction Date	Transaction Value
(1).	Buy (add'l)	Dec 5, 2025	$15,000 or less
(2).	Buy (add'l)	Dec 30, 2025	$15,000 or less

35.	**Vanguard Total World Fund ETF**	$5,001 - $15,000	Dividend	$250,001 - $500,000	Cash/Market

Transactions	Transaction Type	Transaction Date	Transaction Value
(1).	Buy (add'l)	Jun 20, 2025	$15,001 - $50,000
(2).	Buy (add'l)	Dec 18, 2025	$15,000 or less

36.	**Vanguard CRSP US Small Cap Value Ind**	$5,001 - $15,000	Dividend,Gain	$50,001 - $100,000	Cash/Market

Transactions	Transaction Type	Transaction Date	Transaction Value
(1).	Sold (part)	Aug 18, 2025	$15,000 or less
(2).	Buy (add'l)	Dec 30, 2025	$15,000 or less

37.	**Ishares Trust Min Vol EAFE ETF**	$1,001 - $2,500	Dividend	$100,001 - $250,000	Cash/Market
38.	**Thornburg LTD-Term Inc. Instl**	$1,001 - $2,500	Dividend	$15,001 - $50,000	Cash/Market

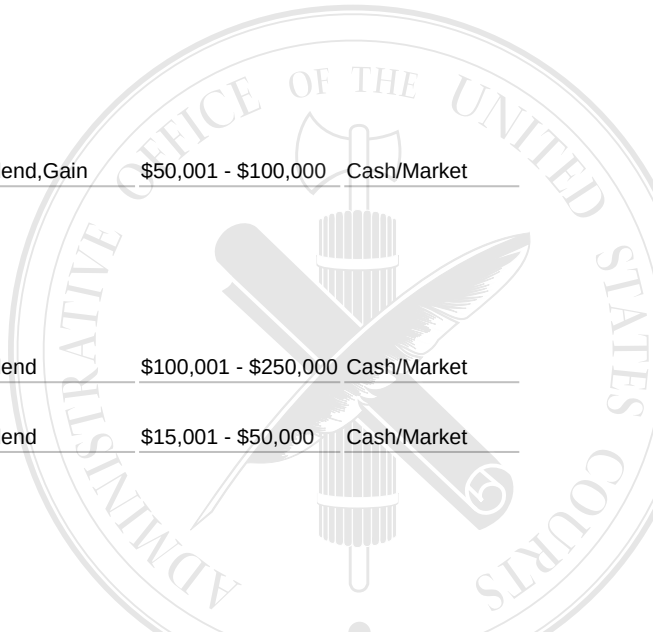

	DESCRIPTION	INCOME AMOUNT	INCOME TYPE	GROSS VALUE	VALUE METHOD
39.	**Amazon Company Inc.**	$1,000 or less	Dividend	$100,001 - $250,000	Cash/Market
40.	**Alphabet Inc. Cl C**	$1,001 - $2,500	Dividend	$250,001 - $500,000	Cash/Market
41.	**Alphabet Inc. Cl A**	$1,001 - $2,500	Dividend	$250,001 - $500,000	Cash/Market
42.	**Vanguard Value Index Adm**	$1,000 or less	Dividend	$100,001 - $250,000	Cash/Market
43.	**T. Rowe Price Fund Value Investor**	$15,001 - $50,000	Dividend,Gain	$100,001 - $250,000	Cash/Market

Transactions	Transaction Type	Transaction Date	Transaction Value
(1).	Sold (part)	Mar 25, 2025	$15,000 or less

44.	**Vanguard Inflation - Protected Sec Admiral**	$1,000 or less	Dividend	$15,000 or less	Cash/Market
45.	**Edward Jones MM Cash Account**	$1,000 or less	Dividend,Interest	$15,001 - $50,000	Cash/Market
46.	**FDIC Insured Deposit Account Cash**	$1,000 or less	Interest	$15,000 or less	Cash/Market
47.	**Orgin Bank MM**	$1,000 or less	Interest	$15,001 - $50,000	Cash/Market
48.	**Bossier Parish LA Sch Dist GO due**	$1,000 or less	Interest	$15,001 - $50,000	Cash/Market
49.	**DFA Real Estate Securities Portfolio**	$1,000 or less	Dividend	$15,001 - $50,000	Cash/Market
50.	**DFA US Large Company Portfolio Inst**	$1,000 or less	Dividend	$100,001 - $250,000	Cash/Market
51.	**Dodge & Cox Income Fund**	$1,001 - $2,500	Dividend	$15,001 - $50,000	Cash/Market
52.	**Meridian Resources, Royalties - Assumption Parish, LA**	$1,001 - $2,500	Royalty	$15,001 - $50,000	Estimated
53.	**Ishares Trust Global Clean Energy**	$1,000 or less	Dividend	$15,000 or less	Cash/Market
54.	**MFS Fund Institutional International Equity**	$2,501 - $5,000	Dividend	$100,001 - $250,000	Cash/Market
55.	**Schwab Strategic TR US Dividend EQ ETF**	$15,001 - $50,000	Dividend,Gain	$100,001 - $250,000	Cash/Market

Transactions	Transaction Type	Transaction Date	Transaction Value
(1).	Sold (part)	Sep 4, 2025	$15,000 or less
(2).	Sold (part)	Sep 5, 2025	$50,001 - $100,000

56.	**Ishares Trust iBonds Dec 2023 Term Treas**	$1,000 or less	Dividend	$15,001 - $50,000	Cash/Market
57.	**Start LA - 529 Plan 1 Vanguard Age Based - Growth Track Fund**	$1,000 or less	Dividend,Interest	$15,000 or less	Cash/Market
58.	**J.P. Morgan Funds Emrg Mkts Equity**	$1,000 or less	Dividend		

Transactions	Transaction Type	Transaction Date	Transaction Value
(1).	Sold	Jun 20, 2025	$15,001 - $50,000

59.	**Vanguard Growth Index Adm**	$1,000 or less	Dividend	$50,001 - $100,000	Cash/Market
60.	**Vanguard Small-Cap Index Adm**	$1,000 or less	Dividend	$50,001 - $100,000	Cash/Market
61.	**J.P. Morgan Funds Emerg Mkts Eqty R6**	$1,000 or less	Dividend	$15,001 - $50,000	Cash/Market

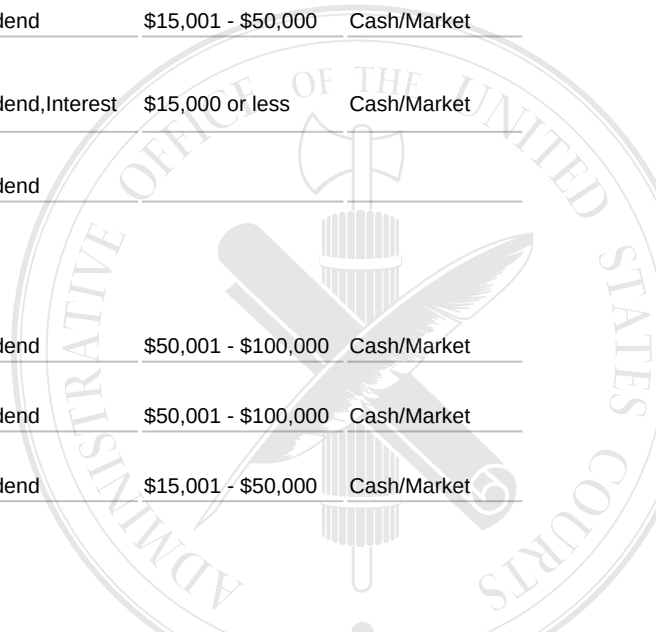

	DESCRIPTION	INCOME AMOUNT	INCOME TYPE	GROSS VALUE	VALUE METHOD
62.	**Vanguard total World Stock Index Adm**	$1,000 or less	Dividend	$100,001 - $250,000	Cash/Market
63.	**Vanguard Total Bond Market Index Adm**	$1,000 or less	Dividend	$50,001 - $100,000	Cash/Market
64.	**Vanguard Inflation Protected Sec Adm**	$1,000 or less	Dividend	$15,000 or less	Cash/Market
65.	**Putnam Stable Value 25 bps**	$1,000 or less	Dividend	$50,001 - $100,000	Cash/Market
66.	**J.P. Morgan Funds Emrg Mkts Equity**	$1,000 or less	Dividend		

Transactions	Transaction Type	Transaction Date	Transaction Value
(1).	Sold	Apr 2, 2025	$15,000 or less

67.	**J.P. Morgan Funds Sm Cap Growth**	$1,000 or less	Dividend	$15,000 or less	Cash/Market
68.	**J.P. Morgan Funds LG Cap Growth**	$2,501 - $5,000	Dividend,Gain		

Transactions	Transaction Type	Transaction Date	Transaction Value
(1).	Sold	Mar 31, 2025	$15,000 or less

69.	**Dow Inc.**	$1,000 or less	Dividend	$15,000 or less	Cash/Market
70.	**Cigna Corp new**	$1,000 or less	Dividend	$15,000 or less	Cash/Market
71.	**Cohen & Steers Funds Realty Shares**	$1,001 - $2,500	Dividend,Gain	$15,000 or less	Cash/Market

Transactions	Transaction Type	Transaction Date	Transaction Value
(1).	Sold (part)	Aug 29, 2025	$15,000 or less

72.	**Invesco QQQ Trust Unit Ser 1 ETF**	$15,001 - $50,000	Dividend,Gain	$15,000 or less	Cash/Market

Transactions	Transaction Type	Transaction Date	Transaction Value
(1).	Sold (part)	Dec 12, 2025	$15,001 - $50,000

73.	**Cohen & Steers Funds Inst Realty Shares**	$1,000 or less	Dividend	$15,001 - $50,000	Cash/Market
74.	**PIMCO Intl StksPLUS AR Strat USDol Instl**	$1,000 or less	Dividend	$50,001 - $100,000	Cash/Market
75.	**PIMCO Global Bd Opport (USDHedged)**	$1,000 or less	Dividend	$15,001 - $50,000	Cash/Market
76.	**NVIDIA Corp**	$1,000 or less	Dividend	$50,001 - $100,000	Cash/Market

Transactions	Transaction Type	Transaction Date	Transaction Value
(1).	Buy (add'l)	Aug 18, 2025	$15,000 or less
(2).	Buy (add'l)	Sep 2, 2025	$15,000 or less

77.	**Loomis Sayles Investment**	$1,001 - $2,500	Dividend	$15,001 - $50,000	Cash/Market
78.	**Ishares IBND**	$1,001 - $2,500	Dividend	$15,001 - $50,000	Cash/Market
79.	**JPMorgan Active Bond**	$1,001 - $2,500	Dividend	$15,001 - $50,000	Cash/Market
80.	**Q, Qnity Electronics, Inc.**	$1,000 or less	Dividend	$15,000 or less	Cash/Market
81.	**Charles Schwab Cash Equivalent Account**	$1,000 or less	Dividend	$15,000 or less	Cash/Market

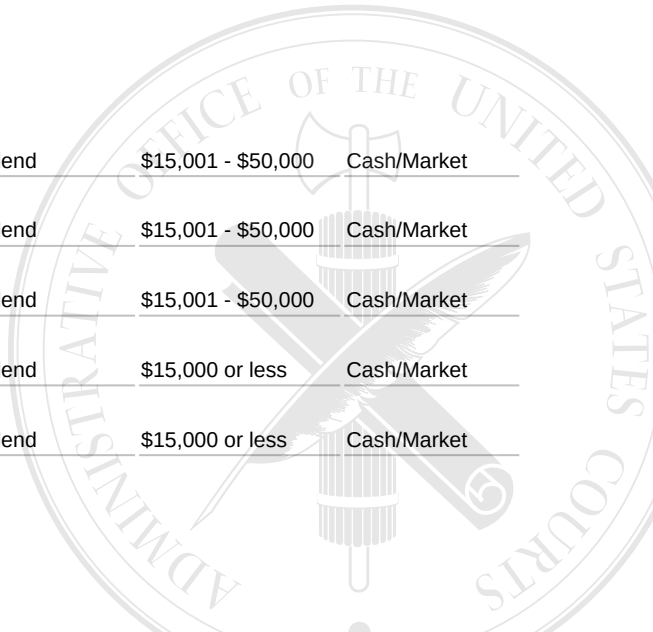

	DESCRIPTION	INCOME AMOUNT	INCOME TYPE	GROSS VALUE	VALUE METHOD
82.	**INVESCO NASDAQ 100 ETF**	$1,000 or less	Dividend	$15,001 - $50,000	Cash/Market

Transactions	Transaction Type	Transaction Date	Transaction Value
(1).	Buy	Dec 12, 2025	$15,001 - $50,000

83.	**JPMORGAN ACTIVE GROWTH**	$1,000 or less	Dividend	$15,001 - $50,000	Cash/Market

Transactions	Transaction Type	Transaction Date	Transaction Value
(1).	Buy	Dec 12, 2025	$15,000 or less
(2).	Buy (add'l)	Dec 17, 2025	$15,000 or less

84.	**STE STRT FINCL SLCT**	$1,000 or less	Dividend	$50,001 - $100,000	Cash/Market

Transactions	Transaction Type	Transaction Date	Transaction Value
(1).	Buy	Sep 5, 2025	$50,001 - $100,000

85.	**AVANTIS EMERGING MARKETS**	$1,000 or less	Dividend,Gain	$15,000 or less	Cash/Market

Transactions	Transaction Type	Transaction Date	Transaction Value
(1).	Sold (part)	Jun 18, 2025	$15,000 or less
(2).	Buy	Jun 20, 2025	$15,000 or less

VIII. Additional Information or Explanations

I do not have any Additional Information to report
No entries in this section