Annual, 2025

Financial Disclosure Report (AO Form 10)

Filer's Information
Moody, James S.
U.S. District Court - Florida Middle
Senior District Judge

I certify that all information given above (including information pertaining to my spouse and minor or dependent children, if any) is accurate, true, and complete to the best of my knowledge and belief, and that any information not reported was withheld because it met applicable statutory provisions permitting non-disclosure.

I further certify that earned income from outside employment and honoraria and the acceptance of gifts which have been reported are in compliance with the provisions of 5 U.S.C. Â§ 13141 et. seq., 5 U.S.C. Â§ 7353, and Judicial Conference regulations.

/s/ Moody, James S. [electronically signed on Sep 9, 2026 10:27am by Moody, James S. in JEFS]
/s/ Moody, James S. [electronically signed on May 7, 2026 11:03am by Moody, James S. in JEFS]

I. Positions

	ORGANIZATION/ENTITY NAME	ORGANIZATION/ENTITY TYPE	POSITION HELD
1.	Trust #1 (reportable assets are listed in Part VII)	Trust	Trustee

II. Agreements

I do not have any Agreements to report
No entries in this section

III A. Filer Non-Investment Income

I do not have any Filer Non-Investment Income to report
No entries in this section

III B. Spouse Non-Investment Income

I do not have any Spouse Non-Investment Income to report
No entries in this section

IV. Reimbursements

I do not have any Reimbursements to report
No entries in this section

V. Gifts

	SOURCE OF GIFT	DESCRIPTION	VALUE
1.	TMFB Transportation LLC, TMFB Management Services LLC, Greg Mateer	Round trip flight on private plane from Tampa, FL to Washington DC to attend Florida Senator's swearing in.	$4,350.96

VI. Liabilities

	CREDITOR NAME	TYPE OF LIABILITY	VALUE
1.	Merrill Lynch Margin	Other: Loan	$250,001 - $500,000

VII. Investments and Trusts

	DESCRIPTION	INCOME AMOUNT	INCOME TYPE	GROSS VALUE	VALUE METHOD
1.	**(H) Account #20 - (H)**				
1-A.	JEPQ, JPM EQUITY PREMIUM	$1,000 or less	Dividend	$15,000 or less	Cash/Market

Transactions	Transaction Type	Transaction Date	Transaction Value
(1).	Buy	Dec 23, 2025	$15,000 or less

2.	**(H) Individual Assets (H)**				
2-A.	Truist (cash)	$1,000 or less	Interest	$50,001 - $100,000	Cash/Market
2-B.	Moody Investments Family Limited Partnership, 21.9%	$100,001 - $1,000,000	Distribution	$5,000,001 - $25,000,000	Book Value
2-C.	Missouri Midway, LLC		None	$15,001 - $50,000	Book Value
2-D.	Investment Property #1, Longboat Key, FL	$15,001 - $50,000	Rent	$500,001 - $1,000,000	Estimated
2-E.	Investment Property #2, Celo, NC		None	$500,001 - $1,000,000	Estimated
2-F.	Investment Property #4, Highlands, NC	$15,001 - $50,000	Rent	$1,000,001 - $5,000,000	Estimated
2-G.	Investment Property #5, Plant City, FL	$50,001 - $100,000	Rent	$250,001 - $500,000	Estimated
2-H.	Investment Property #6, Tampa, FL	$15,001 - $50,000	Rent	$250,001 - $500,000	Estimated
2-I.	Investment Property #7, Tampa FL	$15,001 - $50,000	Rent	$250,001 - $500,000	Estimated
2-J.	Investment Property #8, Tampa FL	$15,001 - $50,000	Rent	$250,001 - $500,000	Estimated
2-K.	Investment Property #9, Tampa FL	$15,001 - $50,000	Rent	$250,001 - $500,000	Estimated
2-L.	Investment Property #10, Tampa FL	$15,001 - $50,000	Rent	$250,001 - $500,000	Estimated
2-M.	Investment Property #11, Tampa FL	$15,001 - $50,000	Rent	$250,001 - $500,000	Estimated
2-N.	Investment Property #12, Treasure Island, FL (50% interest)	$50,001 - $100,000	Rent	$100,001 - $250,000	Estimated
2-O.	Investment Property #13, Treasure Island, FL (50% interest)	$50,001 - $100,000	Rent	$100,001 - $250,000	Estimated
2-P.	Investment Property #15, Highlands, NC		None	$1,000,001 - $5,000,000	Estimated
2-Q.	Gulf to Bay Partners, LLC (real estate, Clearwater, FL) (9% interest)	$15,001 - $50,000	Rent	$250,001 - $500,000	Estimated
2-R.	Simplify Genomics, Inc.		None	$15,000 or less	Estimated

3.	**(H) Account #1 - (H)**				
3-A.	ON, ON SEMICONDUCTOR CORP		None	$100,001 - $250,000	Cash/Market
3-B.	ORCL, ORACLE CORP	$1,001 - $2,500	Dividend	$100,001 - $250,000	Cash/Market
3-C.	SANA, Sana Biotechnology, Inc.		None	$15,000 or less	Cash/Market
3-D.	Aurora Innovations Inc Warrant (AUROW)		None	$15,000 or less	Cash/Market
3-E.	AI, C3.ai, Inc.		None	$15,000 or less	Cash/Market
3-F.	QTTB, Q32 Bio Inc.		None		

Transactions	Transaction Type	Transaction Date	Transaction Value
(1).	Sold	Feb 20, 2025	$15,000 or less

ADMINISTRATIVE OFFICE OF THE UNITED STATES COURTS

	DESCRIPTION	INCOME AMOUNT	INCOME TYPE	GROSS VALUE	VALUE METHOD
3-G.	Alector (ALEC)		None	$15,000 or less	Cash/Market
3-H.	Canopy Growth Corp (CGC)		None	$15,000 or less	Cash/Market
3-I.	Carnival Corp (CCL)	$1,001 - $2,500	Dividend	$100,001 - $250,000	Cash/Market
3-J.	Homology Medicines INC (FIXX)		None	$15,000 or less	Cash/Market
3-K.	Norwegian Cruise Line Holdings Ltd (NCHL)		None	$50,001 - $100,000	Cash/Market
3-L.	Pliant Therapeutics Inc (PLRX)		None		

Transactions	Transaction Type	Transaction Date	Transaction Value
(1).	Sold	Dec 22, 2025	$15,000 or less

3-M.	Regions Financial Corp (RF)	$1,000 or less	Dividend	$15,001 - $50,000	Cash/Market
3-N.	Solid Biosciences Inc (SLDB)		None	$15,000 or less	Cash/Market
3-O.	Wynn Resorts, Limited (WYNN)	$1,000 or less	Dividend	$100,001 - $250,000	Cash/Market
3-P.	Yext Inc (YEXT)		None	$15,000 or less	Cash/Market
3-Q.	Calamos Strat Tot Return (CSQ)	$2,501 - $5,000	Dividend	$50,001 - $100,000	Cash/Market
3-R.	ML Bank Deposit Program (cash)	$5,001 - $15,000	Interest	$500,001 - $1,000,000	Cash/Market
3-S.	GENI, Genius Sports Ltd	$15,001 - $50,000	Gain		

Transactions	Transaction Type	Transaction Date	Transaction Value
(1).	Sold	Mar 24, 2025	$15,001 - $50,000

3-T.	GENI, Genius Sports Ltd Option CALL	None	

Transactions	Transaction Type	Transaction Date	Transaction Value
(1).	Sold	Jan 22, 2025	$15,000 or less

3-U.	GOSS, Gossamer Bio, Inc.		None	$15,001 - $50,000	Cash/Market

4.	**(H) Account #2 - (H)**				
4-A.	TSLA, Tesla Inc Option PUT		None		

Transactions	Transaction Type	Transaction Date	Transaction Value
(1).	Sold	Oct 20, 2025	$15,000 or less
(2).	Sold	Sep 22, 2025	$15,000 or less

4-B.	AMD, ADVANCED MICRO DEVICES INC Option PUT	None	

Transactions	Transaction Type	Transaction Date	Transaction Value
(1).	Sold	Nov 24, 2025	$15,000 or less
(2).	Sold	Oct 20, 2025	$15,000 or less
(3).	Sold	Aug 18, 2025	$15,000 or less
(4).	Sold	Jun 23, 2025	$15,000 or less

4-C.	SMCI, Super Micro Computer Inc Option PUT	None	

Transactions	Transaction Type	Transaction Date	Transaction Value
(1).	Sold	Sep 22, 2025	$15,000 or less
(2).	Sold	Sep 22, 2025	$15,000 or less
(3).	Sold	Aug 18, 2025	$15,000 or less
(4).	Sold	Aug 18, 2025	$15,000 or less
(5).	Sold	Jul 22, 2025	$15,000 or less
(6).	Sold	Jun 23, 2025	$15,000 or less
(7).	Sold	Jun 23, 2025	$15,000 or less
(8).	Sold	May 9, 2025	$15,000 or less
(9).	Sold	May 9, 2025	$15,000 or less
(10).	Sold	Jan 22, 2025	$15,000 or less

4-D.	Applied Materials Inc (AMAT) Option PUT	None	

Transactions	Transaction Type	Transaction Date	Transaction Value
(1).	Sold	Aug 18, 2025	$15,000 or less
(2).	Sold	Aug 18, 2025	$15,000 or less

	DESCRIPTION	INCOME AMOUNT	INCOME TYPE	GROSS VALUE	VALUE METHOD
4-E.	NVIDIA Corp (NVDA)	$1,001 - $2,500	Dividend	$15,001 - $50,000	Cash/Market
4-F.	Akero Therapeutics Inc (AKRO) Option PUT		None		

Transactions	Transaction Type	Transaction Date	Transaction Value
(1).	Sold	Jul 22, 2025	$15,000 or less

4-G.	NVIDIA Corp (NVDA) Option PUT		None		

Transactions	Transaction Type	Transaction Date	Transaction Value
(1).	Sold	Dec 22, 2025	$15,000 or less
(2).	Sold	Aug 18, 2025	$15,000 or less
(3).	Sold	Aug 18, 2025	$15,000 or less
(4).	Sold	Jun 23, 2025	$15,000 or less
(5).	Sold	May 23, 2025	$15,000 or less
(6).	Sold	May 9, 2025	$15,000 or less

4-H.	CBUS, Cibus, Inc.	$5,001 - $15,000	Gain		

Transactions	Transaction Type	Transaction Date	Transaction Value
(1).	Sold	Feb 20, 2025	$15,000 or less

4-I.	Taiwan Semiconductor Mfg. Co. Ltd. (TSM)		None		

Transactions	Transaction Type	Transaction Date	Transaction Value
(1).	Sold	Nov 24, 2025	$15,000 or less
(2).	Sold (part)	Sep 22, 2025	$15,000 or less
(3).	Sold (part)	Jul 22, 2025	$15,000 or less

4-J.	Dell Technologies Inc (DELL)	$5,001 - $15,000	Dividend	$100,001 - $250,000	Cash/Market

Transactions	Transaction Type	Transaction Date	Transaction Value
(1).	Buy (add'l)	Nov 26, 2025	$100,001 - $250,000
(2).	Buy	Nov 24, 2025	$100,001 - $250,000

4-K.	DELL, Dell Technologies Inc. Option PUT		None		

Transactions	Transaction Type	Transaction Date	Transaction Value
(1).	Sold	Sep 22, 2025	$15,000 or less
(2).	Sold	Aug 18, 2025	$15,000 or less

4-L.	SMCI, Super Micro Computer Inc		None	$100,001 - $250,000	Cash/Market

Transactions	Transaction Type	Transaction Date	Transaction Value
(1).	Buy (add'l)	Nov 24, 2025	$15,001 - $50,000
(2).	Buy (add'l)	Nov 21, 2025	$50,001 - $100,000
(3).	Buy (add'l)	Nov 21, 2025	$50,001 - $100,000

4-M.	Tilray Inc Reg Shs-2 (TLRY)	$1,000 or less	Interest	$15,001 - $50,000	Cash/Market

Additional Explanation: This asset was acquired through an exchange with Zuroa, Inc. (ZUO) on 2/18/2025.

Transactions	Transaction Type	Transaction Date	Transaction Value
(1).	Exchange	Feb 18, 2025	$15,001 - $50,000

4-N.	ML Bank Deposit Program (cash)	$1,000 or less	Interest	$250,001 - $500,000	Cash/Market
4-O.	Akero Therapeutics Inc (AKRO)		None	$15,000 or less	Cash/Market

Transactions	Transaction Type	Transaction Date	Transaction Value
(1).	Buy	Sep 22, 2025	$15,001 - $50,000

4-P.	Alector Inc (ALEC)		None	$15,000 or less	Cash/Market
4-Q.	Annaly Capital (NLY)	$2,501 - $5,000	Dividend	$15,000 or less	Cash/Market
4-R.	Ares Capital (ARCC)	$1,001 - $2,500	Dividend	$15,001 - $50,000	Cash/Market
4-S.	Aurora Innovations Inc Warrant (AUROW)		None	$15,000 or less	Cash/Market
4-T.	Bank of America Corp (BAC)	$5,001 - $15,000	Dividend	$500,001 - $1,000,000	Cash/Market
4-U.	Canopy Growth Corp (CGC)		None	$15,000 or less	Cash/Market
4-V.	Fisker Inc (FSR) (Y)		None		
4-W.	Vivendi SHS UNSP ADR (VIVHY)	$1,000 or less	Dividend	$15,000 or less	Cash/Market

	DESCRIPTION	INCOME AMOUNT	INCOME TYPE	GROSS VALUE	VALUE METHOD
4-X.	Yiren Digital Ltd (YRD) (Y)		None		
4-Y.	Zuora Inc (ZUO)		None		

Additional Explanation: Exchanged for Tilray Brands Inc. (TLRY) on 2/18/2025.

Transactions	Transaction Type	Transaction Date	Transaction Value
(1).	Exchange	Feb 18, 2025	$15,001 - $50,000

4-Z.	Calamos Strat Tot Return (CSQ)	$2,501 - $5,000	Dividend	$15,001 - $50,000	Cash/Market
4-AA.	COHR, COHERENT CORP.		None	$100,001 - $250,000	Cash/Market

Transactions	Transaction Type	Transaction Date	Transaction Value
(1).	Buy (add'l)	Mar 27, 2025	$50,001 - $100,000
(2).	Buy	Mar 24, 2025	$50,001 - $100,000

4-AB.	COHR, COHERENT CORP. Option PUT		None		

Transactions	Transaction Type	Transaction Date	Transaction Value
(1).	Sold	Nov 24, 2025	$15,000 or less
(2).	Sold	Oct 20, 2025	$15,000 or less
(3).	Sold	Sep 22, 2025	$15,000 or less
(4).	Sold	Aug 18, 2025	$15,000 or less
(5).	Sold	Jun 23, 2025	$15,000 or less
(6).	Sold	May 29, 2025	$15,000 or less
(7).	Sold	Jan 22, 2025	$15,000 or less

4-AC.	TSLA, Tesla Inc		None	$100,001 - $250,000	Cash/Market

Transactions	Transaction Type	Transaction Date	Transaction Value
(1).	Buy	Nov 24, 2025	$100,001 - $250,000

4-AD.	Applied Materials Inc (AMAT)		None	$15,000 or less	Cash/Market
5.	**(H) Account #3 (H)**				
5-A.	ML Bank Deposit Program (cash)	$1,001 - $2,500	Interest	$50,001 - $100,000	Cash/Market
5-B.	JEPQ, JPM EQUITY PREMIUM	$1,000 or less	Dividend	$15,000 or less	Cash/Market

Transactions	Transaction Type	Transaction Date	Transaction Value
(1).	Buy	Oct 28, 2025	$15,000 or less

5-C.	BP PLC (BP)	$1,000 or less	Dividend		

Transactions	Transaction Type	Transaction Date	Transaction Value
(1).	Sold	Oct 28, 2025	$15,000 or less

5-D.	Exxon Mobil Corp (XOM)	$1,000 or less	Dividend	$15,001 - $50,000	Cash/Market
5-E.	Valero Energy Corp (VLO)	$1,000 or less	Dividend	$15,001 - $50,000	Cash/Market
5-F.	Wells Fargo & Co (WFC)	$1,000 or less	Dividend	$15,001 - $50,000	Cash/Market
6.	**(H) Account #4 - (H)**				
6-A.	VLO, Valero Energy Corporation	$1,000 or less	Dividend	$15,001 - $50,000	Cash/Market
6-B.	JEPQ, JPM EQUITY PREMIUM	$2,501 - $5,000	Dividend	$15,001 - $50,000	Cash/Market
6-C.	TRV, TRAVELERS COMPANIES, INC.	$1,000 or less	Dividend	$15,001 - $50,000	Cash/Market
6-D.	TFC, TRUIST FINANCIAL CORP	$1,000 or less	Dividend	$15,000 or less	Cash/Market
6-E.	XOM, EXXON MOBIL CORP	$1,000 or less	Dividend	$15,000 or less	Cash/Market
6-F.	SNV, Synovus Financial Corp	$1,000 or less	Dividend	$15,000 or less	Cash/Market
6-G.	WFC, Wells Fargo & Co	$1,001 - $2,500	Dividend	$50,001 - $100,000	Cash/Market
7.	**(H) Account #5 - (H)**				
7-A.	PD, PagerDuty, Inc.		None	$15,000 or less	Cash/Market
7-B.	PENN, PENN Entertainment, Inc.		None	$15,001 - $50,000	Cash/Market
7-C.	SANA, Sana Biotechnology, Inc.		None	$15,000 or less	Cash/Market
7-D.	Ares Capital Corporation (ARCC)	$1,001 - $2,500	Dividend	$15,001 - $50,000	Cash/Market
7-E.	ET, Energy Transfer LP	$1,001 - $2,500	Dividend	$15,001 - $50,000	Cash/Market
7-F.	GOSS, Gossamer Bio, Inc.		None	$15,000 or less	Cash/Market

	DESCRIPTION	INCOME AMOUNT	INCOME TYPE	GROSS VALUE	VALUE METHOD
7-G.	ORCL, ORACLE CORP	$2,501 - $5,000	Dividend	$250,001 - $500,000	Cash/Market
7-H.	ML Bank Deposit Program (cash)	$5,001 - $15,000	Interest	$500,001 - $1,000,000	Cash/Market
7-I.	Alector (ALEC)		None	$15,000 or less	Cash/Market
7-J.	Ardelyx Inc Shs (ARDX)		None	$15,000 or less	Cash/Market
7-K.	Biomarin Pharmaceutical Inc (BMRN)		None	$50,001 - $100,000	Cash/Market
7-L.	Carnival Corp (CCL)	$2,501 - $5,000	Dividend	$100,001 - $250,000	Cash/Market
7-M.	Homology Medicines Inc. (FIXX)		None	$15,000 or less	Cash/Market
7-N.	Norwegian Cruis Line Holdings LTD (NCL)		None	$100,001 - $250,000	Cash/Market
7-O.	Regions Financial Corp (RF)	$1,001 - $2,500	Dividend	$50,001 - $100,000	Cash/Market
7-P.	Aurora Innovations Inc Warrant (AUROW)		None	$15,000 or less	Cash/Market

8.	**(H) Account #6 - (H)**				
8-A.	CCL, CARNIVAL CORP	$1,000 or less	Dividend	$15,001 - $50,000	Cash/Market

Transactions	Transaction Type	Transaction Date	Transaction Value
(1).	Buy (add'l)	Apr 17, 2025	$15,001 - $50,000

8-B.	ORCL, ORACLE CORP		None	$15,000 or less	Cash/Market
8-C.	Norwegian Cruis Line Holdings LTD (NCL) Option PUT		None		

Transactions	Transaction Type	Transaction Date	Transaction Value
(1).	Sold	Sep 22, 2025	$15,000 or less
(2).	Sold	Sep 22, 2025	$15,000 or less

8-D.	WYNN, WYNN RESORTS LTD Option PUT		None		

Transactions	Transaction Type	Transaction Date	Transaction Value
(1).	Sold	Jul 22, 2025	$15,000 or less
(2).	Sold	Aug 18, 2025	$15,000 or less
(3).	Sold	Oct 20, 2025	$15,000 or less
(4).	Sold	Nov 24, 2025	$15,000 or less

8-E.	NVDA, NVIDIA CORP	$1,000 or less	Dividend	$50,001 - $100,000	Cash/Market
8-F.	Crispr Therapeutics AG (CRSP)		None	$15,000 or less	Cash/Market
8-G.	DELL, Dell Technologies Inc. Option PUT		None		

Transactions	Transaction Type	Transaction Date	Transaction Value
(1).	Sold	Nov 24, 2025	$15,000 or less

8-H.	Crispr Therapeutics AG (CRSP) Option PUT		None		

Transactions	Transaction Type	Transaction Date	Transaction Value
(1).	Sold	Jul 22, 2025	$15,000 or less

8-I.	ALEC, Alector, Inc.		None	$50,001 - $100,000	Cash/Market
8-J.	Fisker Inc (FSR) (Y)		None		

Additional Explanation: Represents an asset that is not reportable.

8-K.	AMD, ADVANCED MICRO DEVICES INC		None	$15,000 or less	Cash/Market
8-L.	TSLA, Tesla Inc		None	$100,001 - $250,000	Cash/Market

Transactions	Transaction Type	Transaction Date	Transaction Value
(1).	Buy	Nov 24, 2025	$100,001 - $250,000

8-M.	AMD, ADVANCED MICRO DEVICES INC Option CALL		None		

Transactions	Transaction Type	Transaction Date	Transaction Value
(1).	Sold	Jun 23, 2025	$15,000 or less
(2).	Sold	Jun 23, 2025	$15,000 or less
(3).	Sold	May 23, 2025	$15,000 or less

8-N.	SMCI, Super Micro Computer, Inc.		None	$100,001 - $250,000	Cash/Market

ADMINISTRATIVE OFFICE OF THE UNITED STATES COURTS

	DESCRIPTION	INCOME AMOUNT	INCOME TYPE	GROSS VALUE	VALUE METHOD

Transactions	Transaction Type	Transaction Date	Transaction Value
(1).	Buy (add'l)	Nov 24, 2025	$50,001 - $100,000
(2).	Buy (add'l)	Nov 21, 2025	$15,001 - $50,000
(3).	Buy (add'l)	Aug 18, 2025	$15,001 - $50,000
(4).	Buy (add'l)	Aug 18, 2025	$50,001 - $100,000

8-O.	SMCI, Super Micro Computer Inc Option PUT		None		

Transactions	Transaction Type	Transaction Date	Transaction Value
(1).	Sold	Oct 20, 2025	$15,000 or less
(2).	Sold	Sep 22, 2025	$15,000 or less
(3).	Sold	Sep 22, 2025	$15,000 or less
(4).	Sold	Sep 22, 2025	$15,000 or less
(5).	Sold	Sep 22, 2025	$15,001 - $50,000
(6).	Sold	Aug 18, 2025	$15,000 or less
(7).	Sold	Aug 18, 2025	$15,000 or less
(8).	Sold	Jul 29, 2025	$15,000 or less
(9).	Sold	Jul 29, 2025	$15,000 or less
(10).	Sold	Jul 22, 2025	$15,000 or less
(11).	Sold	Jul 22, 2025	$15,000 or less
(12).	Sold	Jun 23, 2025	$15,000 or less
(13).	Sold	Jun 23, 2025	$15,000 or less
(14).	Sold	May 23, 2025	$15,000 or less
(15).	Sold	May 23, 2025	$15,000 or less
(16).	Sold	Mar 25, 2025	$15,000 or less
(17).	Sold	Jan 22, 2025	$15,000 or less

8-P.	Norwegian Cruise Line Holdings LTD (NCLH)		None	$15,000 or less	Cash/Market

Transactions	Transaction Type	Transaction Date	Transaction Value
(1).	Buy	Oct 17, 2025	$15,001 - $50,000
(2).	Buy (add'l)	Oct 20, 2025	$15,000 or less

8-Q.	ML Bank Deposit Program (cash)	$15,001 - $50,000	Dividend,Interest	$5,000,001 - $25,000,000	Cash/Market
8-R.	Dell Technologies Inc (DELL)	$1,001 - $2,500	Dividend	$15,000 or less	Cash/Market
8-S.	Hookia Pharma Inc (HOOK)		None	$15,000 or less	Cash/Market
8-T.	NVIDIA Corp (NVDA)	$1,000 or less	Dividend	$100,001 - $250,000	Cash/Market

Transactions	Transaction Type	Transaction Date	Transaction Value
(1).	Buy (add'l)	Mar 20, 2025	$100,001 - $250,000
(2).	Buy (add'l)	Mar 21, 2025	$15,001 - $50,000

8-U.	Passage Bio Inc (PASG)		None	$15,000 or less	Cash/Market
8-V.	Wynn Resorts LTD (WYNN)	$1,000 or less	Dividend	$100,001 - $250,000	Cash/Market
8-W.	TSLA, Tesla Inc Option PUT		None		

Transactions	Transaction Type	Transaction Date	Transaction Value
(1).	Sold	Sep 22, 2025	$15,000 or less
(2).	Sold	Sep 22, 2025	$15,000 or less
(3).	Sold	Oct 20, 2025	$15,000 or less

8-X.	ASML, ASML HOLDING NV		None	$15,001 - $50,000	Cash/Market

Transactions	Transaction Type	Transaction Date	Transaction Value
(1).	Buy	Jul 21, 2025	$100,001 - $250,000

8-Y.	NVIDIA Corp (NVDA) Option PUT		None		

ADMINISTRATIVE OFFICE OF THE UNITED STATES COURTS

	DESCRIPTION	INCOME AMOUNT	INCOME TYPE	GROSS VALUE	VALUE METHOD

Transactions	Transaction Type	Transaction Date	Transaction Value
(1).	Sold	Jan 22, 2025	$15,000 or less
(2).	Sold	May 23, 2025	$15,000 or less
(3).	Sold	Jun 23, 2025	$15,000 or less
(4).	Sold	Jun 23, 2025	$15,000 or less
(5).	Sold	Jul 22, 2025	$15,000 or less
(6).	Sold	Aug 18, 2025	$15,000 or less
(7).	Sold	Sep 22, 2025	$15,000 or less
(8).	Sold	Sep 22, 2025	$15,000 or less
(9).	Sold	Nov 24, 2025	$15,000 or less
(10).	Sold	Dec 22, 2025	$15,000 or less

8-Z. ASML, ASML HOLDING Option PUT — None

Transactions	Transaction Type	Transaction Date	Transaction Value
(1).	Sold	Sep 22, 2025	$15,000 or less
(2).	Sold	Sep 22, 2025	$15,000 or less
(3).	Sold	Jun 23, 2025	$15,000 or less

8-AA. ORCL, ORACLE CORP Option PUT — None

Transactions	Transaction Type	Transaction Date	Transaction Value
(1).	Sold	Dec 22, 2025	$15,000 or less

9.	**(H) Account #8 - (H)**				
9-A.	Proctor & Gamble (PG)	$1,000 or less	Dividend	$15,001 - $50,000	Cash/Market
9-B.	Starbucks Corp (SBUX)	$1,000 or less	Dividend	$15,001 - $50,000	Cash/Market
9-C.	Travelers Cos Inc (TRV)	$1,000 or less	Dividend	$15,001 - $50,000	Cash/Market
9-D.	Valero Energy Corp (VLO)	$1,000 or less	Dividend	$15,000 or less	Cash/Market
10.	**(H) Account #9 - (H)**				
10-A.	TFC, TRUIST FINANCIAL CORP Option CALL		None		

Transactions	Transaction Type	Transaction Date	Transaction Value
(1).	Sold	Nov 24, 2025	$15,000 or less

10-B. AMD, ADVANCED MICRO DEVICES INC — $5,001 - $15,000 — Gain — $100,001 - $250,000 — Cash/Market

Transactions	Transaction Type	Transaction Date	Transaction Value
(1).	Buy (add'l)	Dec 22, 2025	$100,001 - $250,000
(2).	Sold (part)	Jun 23, 2025	$50,001 - $100,000
(3).	Sold (part)	May 19, 2025	$100,001 - $250,000

10-C.	TSLA, Tesla Inc		None	$100,001 - $250,000	Cash/Market
10-D.	CRSP, CRISPR Therapeutics AG	$5,001 - $15,000	Gain	$100,001 - $250,000	Cash/Market

Transactions	Transaction Type	Transaction Date	Transaction Value
(1).	Buy (add'l)	Jun 9, 2025	$15,001 - $50,000
(2).	Sold (part)	Jul 21, 2025	$50,001 - $100,000
(3).	Buy (add'l)	Jul 22, 2025	$50,001 - $100,000
(4).	Buy (add'l)	Nov 24, 2025	$50,001 - $100,000

10-E. NCLH, Norwegian Cruise Line Holdings Ltd. — $2,501 - $5,000 — Gain — $15,001 - $50,000 — Cash/Market

Transactions	Transaction Type	Transaction Date	Transaction Value
(1).	Buy (add'l)	Apr 21, 2025	$15,001 - $50,000
(2).	Buy (add'l)	May 19, 2025	$50,001 - $100,000
(3).	Sold (part)	May 19, 2025	$50,001 - $100,000
(4).	Sold (part)	Sep 22, 2025	$15,001 - $50,000
(5).	Buy (add'l)	Nov 24, 2025	$15,001 - $50,000

ADMINISTRATIVE OFFICE OF THE UNITED STATES COURTS

	DESCRIPTION	INCOME AMOUNT	INCOME TYPE	GROSS VALUE	VALUE METHOD
10-F.	SYM, Symbotic Inc.	$50,001 - $100,000	Gain		

Transactions	Transaction Type	Transaction Date	Transaction Value
(1).	Sold (part)	May 19, 2025	$50,001 - $100,000
(2).	Sold	Oct 20, 2025	$100,001 - $250,000

10-G.	ARDX, ARDELYX, INC.		None	$15,001 - $50,000	Cash/Market
10-H.	WYNN, WYNN RESORTS LTD Option CALL		None		

Transactions	Transaction Type	Transaction Date	Transaction Value
(1).	Sold	May 19, 2025	$15,000 or less
(2).	Sold	Jul 22, 2025	$15,000 or less
(3).	Sold	Aug 18, 2025	$15,000 or less
(4).	Sold	Aug 18, 2025	$15,000 or less

10-I.	SYM, Symbotic Inc. Option CALL	None	

Transactions	Transaction Type	Transaction Date	Transaction Value
(1).	Sold	Apr 21, 2025	$15,000 or less
(2).	Sold	May 19, 2025	$15,000 or less
(3).	Sold	Aug 18, 2025	$15,000 or less

10-J.	CRSP, CRISPR Therapeutics AG Option CALL	None	

Transactions	Transaction Type	Transaction Date	Transaction Value
(1).	Sold	Jun 23, 2025	$15,000 or less
(2).	Sold	Jun 23, 2025	$15,000 or less
(3).	Sold	Jul 22, 2025	$15,000 or less
(4).	Sold	Sep 22, 2025	$15,000 or less
(5).	Sold	Nov 24, 2025	$15,000 or less

10-K.	AVGO, Broadcom Inc.	$2,501 - $5,000	Dividend	$250,001 - $500,000	Cash/Market

Transactions	Transaction Type	Transaction Date	Transaction Value
(1).	Buy	Dec 22, 2025	$250,001 - $500,000

10-L.	SMCI, Super Micro Computer Inc	$2,501 - $5,000	Gain	$250,001 - $500,000	Cash/Market

Transactions	Transaction Type	Transaction Date	Transaction Value
(1).	Buy (add'l)	Mar 3, 2025	$15,001 - $50,000
(2).	Buy (add'l)	Mar 25, 2025	$100,001 - $250,000
(3).	Sold (part)	Mar 24, 2025	$15,001 - $50,000
(4).	Buy (add'l)	Apr 21, 2025	$15,001 - $50,000
(5).	Sold (part)	May 19, 2025	$100,001 - $250,000
(6).	Sold (part)	Jul 21, 2025	$15,001 - $50,000
(7).	Buy (add'l)	Aug 6, 2025	$15,001 - $50,000
(8).	Buy (add'l)	Sep 22, 2025	$15,001 - $50,000
(9).	Buy (add'l)	Nov 18, 2025	$15,001 - $50,000
(10).	Buy (add'l)	Nov 24, 2025	$15,001 - $50,000
(11).	Buy (add'l)	Dec 22, 2025	$15,000 or less

10-M.	AVGO, Broadcom Inc. Option CALL	None	

Transactions	Transaction Type	Transaction Date	Transaction Value
(1).	Sold	Dec 22, 2025	$15,000 or less

10-N.	NCLH, Norwegian Cruise Line Holdings Ltd. Option CALL	None	

	DESCRIPTION	INCOME AMOUNT	INCOME TYPE	GROSS VALUE	VALUE METHOD

Transactions	Transaction Type	Transaction Date	Transaction Value
(1).	Sold	Apr 21, 2025	$15,000 or less
(2).	Sold	May 19, 2025	$15,000 or less
(3).	Sold	Jun 23, 2025	$15,000 or less
(4).	Sold	Jun 23, 2025	$15,000 or less
(5).	Sold	Oct 21, 2025	$15,000 or less

10-O. JPM, JPMORGAN CHASE & CO — $5,001 - $15,000 — Dividend — $50,001 - $100,000 — Cash/Market

Transactions	Transaction Type	Transaction Date	Transaction Value
(1).	Buy	Apr 4, 2025	$15,001 - $50,000

10-P. NVDA, NVIDIA CORP Option CALL — None

Transactions	Transaction Type	Transaction Date	Transaction Value
(1).	Sold	Mar 25, 2025	$15,000 or less
(2).	Sold	May 19, 2025	$15,000 or less
(3).	Sold	Jun 23, 2025	$15,000 or less
(4).	Sold	Sep 22, 2025	$15,000 or less
(5).	Sold	Nov 24, 2025	$15,000 or less

10-Q. ORCL, ORACLE CORP — None — $50,001 - $100,000 — Cash/Market

Transactions	Transaction Type	Transaction Date	Transaction Value
(1).	Buy	Sep 22, 2025	$250,001 - $500,000
(2).	Buy (add'l)	Oct 6, 2025	$100,001 - $250,000

10-R. ORCL, ORACLE CORP Option CALL — None

Transactions	Transaction Type	Transaction Date	Transaction Value
(1).	Sold	Sep 22, 2025	$15,000 or less
(2).	Sold	Oct 6, 2025	$15,000 or less
(3).	Sold	Oct 21, 2025	$15,000 or less
(4).	Sold	Oct 21, 2025	$15,000 or less

10-S. Ares Capital Corporation (ARCC) — None — $15,000 or less — Cash/Market

Transactions	Transaction Type	Transaction Date	Transaction Value
(1).	Buy (add'l)	Apr 4, 2025	$15,001 - $50,000

10-T. DELL, Dell Technologies Inc. Option CALL — None

Transactions	Transaction Type	Transaction Date	Transaction Value
(1).	Sold	Jan 22, 2025	$15,000 or less
(2).	Sold	May 19, 2025	$15,000 or less
(3).	Sold	Jul 22, 2025	$15,000 or less
(4).	Sold	Sep 22, 2025	$15,000 or less
(5).	Sold	Nov 24, 2025	$15,000 or less
(6).	Sold	Dec 22, 2025	$15,000 or less

10-U. SMCI, Super Micro Computer Inc Option CALL — None

DESCRIPTION	INCOME AMOUNT	INCOME TYPE	GROSS VALUE	VALUE METHOD

Transactions	Transaction Type	Transaction Date	Transaction Value
(1).	Sold	Dec 22, 2025	$15,000 or less
(2).	Sold	Jan 22, 2025	$15,000 or less
(3).	Sold	Jan 22, 2025	$15,000 or less
(4).	Sold	Mar 3, 2025	$15,000 or less
(5).	Sold	Mar 25, 2025	$15,000 or less
(6).	Sold	Mar 25, 2025	$15,000 or less
(7).	Sold	Mar 25, 2025	$15,000 or less
(8).	Sold	Apr 21, 2025	$15,000 or less
(9).	Sold	May 19, 2025	$15,000 or less
(10).	Sold	May 19, 2025	$15,000 or less
(11).	Sold	Jun 23, 2025	$15,000 or less
(12).	Sold	Jun 23, 2025	$15,000 or less
(13).	Sold	Jun 23, 2025	$15,000 or less
(14).	Sold	Aug 6, 2025	$15,000 or less
(15).	Sold	Aug 18, 2025	$15,000 or less
(16).	Sold	Sep 22, 2025	$15,000 or less
(17).	Sold	Sep 22, 2025	$15,000 or less
(18).	Sold	Sep 22, 2025	$15,000 or less
(19).	Sold	Nov 18, 2025	$15,000 or less
(20).	Sold	Nov 24, 2025	$15,000 or less
(21).	Sold	Nov 24, 2025	$15,000 or less

10-V. PENN, PENN Entertainment, Inc. Option CALL — None

Transactions	Transaction Type	Transaction Date	Transaction Value
(1).	Sold	Sep 22, 2025	$15,000 or less

10-W. ET, Energy Transfer LP — $1,001 - $2,500 — Dividend — $15,001 - $50,000 — Cash/Market

Transactions	Transaction Type	Transaction Date	Transaction Value
(1).	Buy	Apr 4, 2025	$15,001 - $50,000

10-X. Applied Materials Inc (AMAT) Option CALL — None

Transactions	Transaction Type	Transaction Date	Transaction Value
(1).	Sold	Sep 22, 2025	$15,000 or less
(2).	Sold	Jun 23, 2025	$15,000 or less
(3).	Sold	Jan 22, 2025	$15,000 or less

10-Y. AMD, ADVANCED MICRO DEVICES INC Option CALL — None

Transactions	Transaction Type	Transaction Date	Transaction Value
(1).	Sold	Jan 22, 2025	$15,000 or less
(2).	Sold	Apr 21, 2025	$15,000 or less
(3).	Sold	May 19, 2025	$15,000 or less
(4).	Sold	Dec 22, 2025	$15,000 or less

10-Z. HWM, Howmet Aerospace Inc. — $15,001 - $50,000 — Gain

Transactions	Transaction Type	Transaction Date	Transaction Value
(1).	Sold (part)	Feb 24, 2025	$50,001 - $100,000
(2).	Buy	Jan 22, 2025	$50,001 - $100,000
(3).	Buy (add'l)	Apr 4, 2025	$15,001 - $50,000
(4).	Buy (add'l)	Apr 21, 2025	$15,001 - $50,000
(5).	Sold (part)	May 19, 2025	$50,001 - $100,000
(6).	Sold	May 19, 2025	$15,000 or less

10-AA. CCL, CARNIVAL CORP — $5,001 - $15,000 — Dividend,Gain — $100,001 - $250,000 — Cash/Market

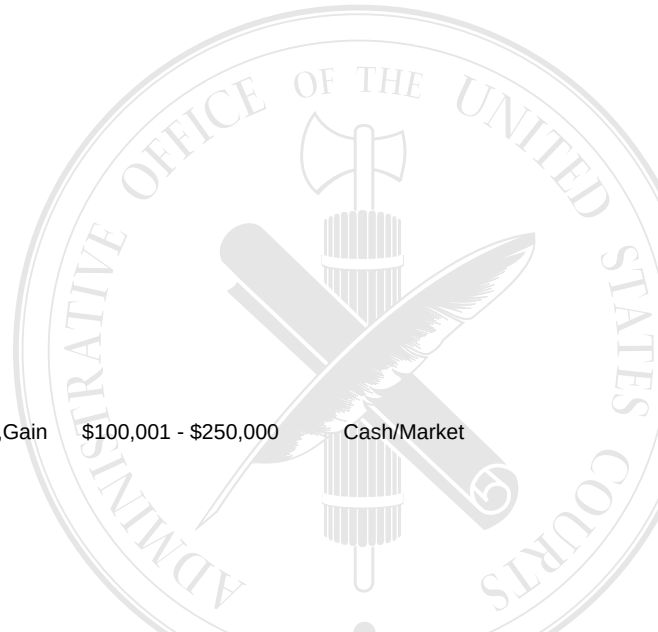

DESCRIPTION	INCOME AMOUNT	INCOME TYPE	GROSS VALUE	VALUE METHOD

Transactions	Transaction Type	Transaction Date	Transaction Value
(1).	Buy (add'l)	May 19, 2025	$15,001 - $50,000
(2).	Sold (part)	Jul 21, 2025	$50,001 - $100,000
(3).	Buy (add'l)	Jul 22, 2025	$50,001 - $100,000
(4).	Buy (add'l)	Sep 22, 2025	$15,000 or less

10-AB. HWM, Howmet Aerospace Inc. Option CALL — None

Transactions	Transaction Type	Transaction Date	Transaction Value
(1).	Sold	Jan 22, 2025	$15,000 or less
(2).	Sold	Apr 21, 2025	$15,000 or less

10-AC. CCL, CARNIVAL CORP Option CALL — None

Transactions	Transaction Type	Transaction Date	Transaction Value
(1).	Sold	Jan 22, 2025	$15,000 or less
(2).	Sold	Mar 3, 2025	$15,000 or less
(3).	Sold	May 19, 2025	$15,000 or less
(4).	Sold	Jul 22, 2025	$15,000 or less
(5).	Sold	Aug 18, 2025	$15,000 or less
(6).	Sold	Sep 22, 2025	$15,000 or less
(7).	Sold	Nov 24, 2025	$15,000 or less
(8).	Sold	Dec 22, 2025	$15,000 or less
(9).	Sold	Dec 22, 2025	$15,000 or less

10-AD. ML Bank Deposit Program — $15,001 - $50,000 — Interest — $1,000,001 - $5,000,000 — Cash/Market

10-AE. Applied Materials Inc (AMAT) — $15,001 - $50,000 — Gain

Transactions	Transaction Type	Transaction Date	Transaction Value
(1).	Buy	Jan 22, 2025	$100,001 - $250,000
(2).	Sold	Nov 20, 2025	$100,001 - $250,000

10-AF. ASML Holding NV (ASML) — $15,001 - $50,000 — Gain

Transactions	Transaction Type	Transaction Date	Transaction Value
(1).	Sold (part)	Jun 23, 2025	$100,001 - $250,000
(2).	Buy (add'l)	Jul 22, 2025	$50,001 - $100,000
(3).	Sold	Sep 22, 2025	$250,001 - $500,000

10-AG. BLF Treasury Trust (cash) — $2,501 - $5,000 — Interest — $100,001 - $250,000 — Cash/Market

10-AH. Dell Technologies Inc (DELL) — $1,001 - $2,500 — Dividend — $100,001 - $250,000 — Cash/Market

10-AI. Invesco Fund (QQQ) — $15,001 - $50,000 — Gain

Transactions	Transaction Type	Transaction Date	Transaction Value
(1).	Buy (add'l)	Jun 23, 2025	$100,001 - $250,000
(2).	Sold (part)	Jun 23, 2025	$100,001 - $250,000
(3).	Sold	Aug 18, 2025	$100,001 - $250,000

10-AJ. NVIDIA Corp (NVDA) — $15,001 - $50,000 — Dividend,Gain — $250,001 - $500,000 — Cash/Market

Transactions	Transaction Type	Transaction Date	Transaction Value
(1).	Buy (add'l)	Mar 3, 2025	$50,001 - $100,000
(2).	Buy (add'l)	Apr 21, 2025	$15,001 - $50,000
(3).	Buy (add'l)	May 19, 2025	$100,001 - $250,000
(4).	Sold (part)	May 19, 2025	$50,001 - $100,000
(5).	Sold (part)	May 19, 2025	$100,001 - $250,000
(6).	Buy (add'l)	Jun 23, 2025	$100,001 - $250,000
(7).	Sold (part)	Jun 23, 2025	$100,001 - $250,000
(8).	Sold (part)	Aug 18, 2025	$100,001 - $250,000
(9).	Buy (add'l)	Sep 22, 2025	$100,001 - $250,000
(10).	Buy (add'l)	Nov 24, 2025	$100,001 - $250,000

10-AK. Truist Financial Corp (TFC) — $5,001 - $15,000 — Dividend — $100,001 - $250,000 — Cash/Market

ADMINISTRATIVE OFFICE OF THE UNITED STATES COURTS

	DESCRIPTION	INCOME AMOUNT	INCOME TYPE	GROSS VALUE	VALUE METHOD
10-AL.	Wynn Resorts LTD (WYNN)	$15,001 - $50,000	Gain		

Transactions	Transaction Type	Transaction Date	Transaction Value
(1).	Sold (part)	Jul 21, 2025	$100,001 - $250,000
(2).	Sold (part)	Sep 22, 2025	$100,001 - $250,000
(3).	Sold	Oct 20, 2025	$100,001 - $250,000

10-AM. GENI, Genius Sports Ltd Option CALL — None

Transactions	Transaction Type	Transaction Date	Transaction Value
(1).	Sold	Apr 21, 2025	$15,000 or less
(2).	Sold	May 19, 2025	$15,000 or less
(3).	Sold	Jun 23, 2025	$15,000 or less

10-AN. GENI, Genius Sports Ltd — $5,001 - $15,000 — Gain

Transactions	Transaction Type	Transaction Date	Transaction Value
(1).	Buy	Apr 21, 2025	$15,001 - $50,000
(2).	Sold (part)	Apr 21, 2025	$15,001 - $50,000
(3).	Sold	Aug 18, 2025	$15,001 - $50,000

10-AO. OKTA, Okta, Inc. — $1,000 or less — Gain

Transactions	Transaction Type	Transaction Date	Transaction Value
(1).	Sold	Jan 21, 2025	$50,001 - $100,000

10-AP. ASML, ASML HOLDING Option CALL — None

Transactions	Transaction Type	Transaction Date	Transaction Value
(1).	Sold	Apr 21, 2025	$15,000 or less
(2).	Sold	Jul 22, 2025	$15,000 or less

10-AQ. MU, MICRON TECHNOLOGY INC — $5,001 - $15,000 — Gain

Transactions	Transaction Type	Transaction Date	Transaction Value
(1).	Buy	Jan 22, 2025	$50,001 - $100,000
(2).	Sold	Jul 21, 2025	$50,001 - $100,000
(3).	Buy	Jul 22, 2025	$250,001 - $500,000
(4).	Sold	Sep 22, 2025	$100,001 - $250,000

10-AR. TSLA, Tesla Inc Option CALL — None

Transactions	Transaction Type	Transaction Date	Transaction Value
(1).	Sold	Nov 24, 2025	$15,000 or less

10-AS. Invesco Fund (QQQ) Option CALL — None

Transactions	Transaction Type	Transaction Date	Transaction Value
(1).	Sold	May 19, 2025	$15,000 or less
(2).	Sold	Jun 23, 2025	$15,000 or less

10-AT. MU, MICRON TECHNOLOGY INC Option CALL — None

Transactions	Transaction Type	Transaction Date	Transaction Value
(1).	Sold	Jan 22, 2025	$15,000 or less
(2).	Sold	May 19, 2025	$15,000 or less
(3).	Sold	Jul 22, 2025	$15,000 or less

11. **(H) Account #10 - (H)**

11-A. AMD, ADVANCED MICRO DEVICES INC Option CALL — None

Transactions	Transaction Type	Transaction Date	Transaction Value
(1).	Sold	Jan 22, 2025	$15,000 or less
(2).	Sold	May 19, 2025	$15,000 or less
(3).	Sold	Nov 24, 2025	$15,000 or less

	DESCRIPTION	INCOME AMOUNT	INCOME TYPE	GROSS VALUE	VALUE METHOD
11-B.	BEAM, Beam Therapeutics Inc. Option CALL		None		

Transactions	Transaction Type	Transaction Date	Transaction Value
(1).	Sold	Dec 22, 2025	$15,000 or less

11-C.	COHR, COHERENT CORP. Option CALL		None		

Transactions	Transaction Type	Transaction Date	Transaction Value
(1).	Sold	Mar 26, 2025	$15,000 or less
(2).	Sold	May 19, 2025	$15,000 or less
(3).	Sold	Jun 23, 2025	$15,000 or less
(4).	Sold	Aug 18, 2025	$15,000 or less
(5).	Sold	Nov 24, 2025	$15,000 or less

11-D.	SYM, Symbotic Inc.	$1,001 - $2,500	Gain	$15,000 or less	Cash/Market

Transactions	Transaction Type	Transaction Date	Transaction Value
(1).	Buy	May 19, 2025	$50,001 - $100,000
(2).	Sold (part)	May 19, 2025	$15,001 - $50,000
(3).	Sold	Jun 20, 2025	$15,001 - $50,000
(4).	Buy	Jun 23, 2025	$15,001 - $50,000
(5).	Sold (part)	Jun 23, 2025	$15,001 - $50,000
(6).	Sold (part)	Aug 15, 2025	$15,001 - $50,000

11-E.	DELL, Dell Technologies Inc.	$15,001 - $50,000	Dividend,Gain	$100,001 - $250,000	Cash/Market

Transactions	Transaction Type	Transaction Date	Transaction Value
(1).	Buy (add'l)	Mar 26, 2025	$15,001 - $50,000
(2).	Sold (part)	Aug 18, 2025	$100,001 - $250,000

11-F.	SYM, Symbotic Inc. Option CALL		None		

Transactions	Transaction Type	Transaction Date	Transaction Value
(1).	Sold	Apr 21, 2025	$15,000 or less
(2).	Sold	May 19, 2025	$15,000 or less
(3).	Sold	Jun 23, 2025	$15,000 or less

11-G.	MRAM, EVERSPIN TECHNOLOGIES INC. Option CALL		None		

Transactions	Transaction Type	Transaction Date	Transaction Value
(1).	Sold	Dec 22, 2025	$15,000 or less

11-H.	DELL, Dell Technologies Inc. Option CALL		None		

Transactions	Transaction Type	Transaction Date	Transaction Value
(1).	Sold	May 19, 2025	$15,000 or less
(2).	Sold	Jun 23, 2025	$15,000 or less
(3).	Sold	Nov 24, 2025	$15,000 or less

11-I.	ORCL, ORACLE CORP	$1,001 - $2,500	Dividend	$100,001 - $250,000	Cash/Market

Transactions	Transaction Type	Transaction Date	Transaction Value
(1).	Buy	Sep 22, 2025	$100,001 - $250,000
(2).	Buy (add'l)	Oct 6, 2025	$100,001 - $250,000
(3).	Buy (add'l)	Dec 22, 2025	$100,001 - $250,000

11-J.	AI, C3.ai, Inc. Option CALL		None		

Transactions	Transaction Type	Transaction Date	Transaction Value
(1).	Sold	May 19, 2025	$15,000 or less

11-K.	PENN, PENN Entertainment, Inc. Option CALL		None		

	DESCRIPTION	INCOME AMOUNT	INCOME TYPE	GROSS VALUE	VALUE METHOD

Transactions	Transaction Type	Transaction Date	Transaction Value
(1).	Sold	Aug 18, 2025	$15,000 or less
(2).	Sold	Sep 22, 2025	$15,000 or less
(3).	Sold	Dec 22, 2025	$15,000 or less

11-L. ORCL, ORACLE CORP Option CALL — None

Transactions	Transaction Type	Transaction Date	Transaction Value
(1).	Sold	Sep 22, 2025	$15,000 or less
(2).	Sold	Oct 6, 2025	$15,000 or less
(3).	Sold	Oct 25, 2025	$15,000 or less
(4).	Sold	Dec 22, 2025	$15,000 or less

11-M. CCL, CARNIVAL CORP Option CALL — None

Transactions	Transaction Type	Transaction Date	Transaction Value
(1).	Sold	Aug 18, 2025	$15,000 or less
(2).	Sold	Oct 20, 2025	$15,000 or less
(3).	Sold	Nov 24, 2025	$15,000 or less

11-N. SMCI, Super Micro Computer Inc Option CALL — None

Transactions	Transaction Type	Transaction Date	Transaction Value
(1).	Sold	Jan 22, 2025	$15,000 or less
(2).	Sold	Mar 26, 2025	$15,000 or less
(3).	Sold	May 19, 2025	$15,000 or less
(4).	Sold	Jun 23, 2025	$15,000 or less
(5).	Sold	Aug 6, 2025	$15,000 or less
(6).	Sold	Sep 22, 2025	$15,000 or less
(7).	Sold	Nov 24, 2025	$15,000 or less

11-O. TSLA, Tesla Inc Option CALL — None

Transactions	Transaction Type	Transaction Date	Transaction Value
(1).	Sold	Nov 24, 2025	$15,000 or less

11-P.	BEAM, Beam Therapeutics Inc.		None	$15,001 - $50,000	Cash/Market
11-Q.	JPM, JPMORGAN CHASE & CO	$5,001 - $15,000	Dividend	$50,001 - $100,000	Cash/Market

Transactions	Transaction Type	Transaction Date	Transaction Value
(1).	Buy	Apr 4, 2025	$15,001 - $50,000

11-R.	ON, ON SEMICONDUCTOR CORP		None	$100,001 - $250,000	Cash/Market
11-S.	TSLA, Tesla Inc		None	$100,001 - $250,000	Cash/Market
11-T.	ET, Energy Transfer LP	$1,001 - $2,500	Dividend	$15,001 - $50,000	Cash/Market

Transactions	Transaction Type	Transaction Date	Transaction Value
(1).	Buy	Apr 4, 2025	$15,001 - $50,000

11-U. Applied Materials Inc (AMAT) — $5,001 - $15,000 — Gain

Transactions	Transaction Type	Transaction Date	Transaction Value
(1).	Buy	Jan 22, 2025	$100,001 - $250,000
(2).	Sold	Nov 20, 2025	$100,001 - $250,000

11-V.	Wells Fargo & Co (WFC)	$1,001 - $2,500	Dividend	$100,001 - $250,000	Cash/Market
11-W.	CRSP, CRISPR Therapeutics AG		None	$100,001 - $250,000	Cash/Market
11-X.	SMCI, Super Micro Computer Inc	$5,001 - $15,000	Gain	$50,001 - $100,000	Cash/Market



DESCRIPTION	INCOME AMOUNT	INCOME TYPE	GROSS VALUE	VALUE METHOD

Transactions	Transaction Type	Transaction Date	Transaction Value
(1).	Sold (part)	Jan 21, 2025	$15,001 - $50,000
(2).	Buy (add'l)	Jan 22, 2025	$15,001 - $50,000
(3).	Buy (add'l)	Mar 26, 2025	$50,001 - $100,000
(4).	Buy (add'l)	Apr 21, 2025	$15,000 or less
(5).	Buy (add'l)	May 19, 2025	$15,001 - $50,000
(6).	Sold (part)	May 19, 2025	$15,001 - $50,000
(7).	Sold (part)	May 19, 2025	$100,001 - $250,000
(8).	Sold (part)	Jul 21, 2025	$15,001 - $50,000
(9).	Buy (add'l)	Aug 6, 2025	$15,001 - $50,000
(10).	Buy (add'l)	Sep 22, 2025	$15,001 - $50,000
(11).	Buy (add'l)	Nov 24, 2025	$15,001 - $50,000

11-Y. Akero Therapeutics Inc (AKRO) $5,001 - $15,000 Gain

Transactions	Transaction Type	Transaction Date	Transaction Value
(1).	Sold (part)	Jul 21, 2025	$15,001 - $50,000
(2).	Sold	Nov 24, 2025	$15,001 - $50,000

11-Z. Applied Materials Inc (AMAT) Option CALL None

Transactions	Transaction Type	Transaction Date	Transaction Value
(1).	Sold	Jan 22, 2025	$15,000 or less
(2).	Sold	Sep 23, 2025	$15,000 or less

11-AA. NVDA, NVIDIA CORP $50,001 - $100,000 Gain $100,001 - $250,000 Cash/Market

Transactions	Transaction Type	Transaction Date	Transaction Value
(1).	Buy (add'l)	May 19, 2025	$250,001 - $500,000
(2).	Sold (part)	May 19, 2025	$250,001 - $500,000
(3).	Sold (part)	Jun 23, 2025	$100,001 - $250,000
(4).	Sold (part)	Jun 23, 2025	$100,001 - $250,000
(5).	Buy (add'l)	Jun 23, 2025	$250,001 - $500,000
(6).	Sold (part)	Aug 18, 2025	$250,001 - $500,000
(7).	Buy (add'l)	Nov 24, 2025	$100,001 - $250,000

11-AB. ON, ON SEMICONDUCTOR CORP Option CALL None

Transactions	Transaction Type	Transaction Date	Transaction Value
(1).	Sold	Jan 22, 2025	$15,000 or less
(2).	Sold	Aug 18, 2025	$15,000 or less
(3).	Sold	Sep 22, 2025	$15,000 or less
(4).	Sold	Nov 24, 2025	$15,000 or less

11-AC. Akero Therapeutics Inc (AKRO) Option CALL None

Transactions	Transaction Type	Transaction Date	Transaction Value
(1).	Sold	Jan 22, 2025	$15,000 or less
(2).	Sold	Mar 26, 2025	$15,000 or less

11-AD. NVDA, NVIDIA CORP Option CALL None

Transactions	Transaction Type	Transaction Date	Transaction Value
(1).	Sold	Mar 26, 2025	$15,000 or less
(2).	Sold	May 19, 2025	$15,000 or less
(3).	Sold	May 19, 2025	$15,000 or less
(4).	Sold	Jun 23, 2025	$15,000 or less
(5).	Sold	Nov 24, 2025	$15,000 or less

11-AE. Wells Fargo & Co (WFC) Option CALL None

ADMINISTRATIVE OFFICE OF THE UNITED STATES COURTS

	DESCRIPTION	INCOME AMOUNT	INCOME TYPE	GROSS VALUE	VALUE METHOD
	Transactions **Transaction Type** **Transaction Date** **Transaction Value**				
	(1). Sold Dec 22, 2025 $15,000 or less				
11-AF.	Everspin Technologies (MRAM)		None	$15,001 - $50,000	Cash/Market
11-AG.	ML Bank Deposit Program (cash)	$15,001 - $50,000	Interest	$1,000,001 - $5,000,000	Cash/Market
11-AH.	CCL, CARNIVAL CORP	$1,001 - $2,500	Dividend	$50,001 - $100,000	Cash/Market
11-AI.	NVIDIA (NVDA)	$1,000 or less	Dividend	$100,001 - $250,000	Cash/Market
11-AJ.	PENN Entertainment Inc (PENN)		None	$15,001 - $50,000	Cash/Market
11-AK.	TSM, TAIWAN SEMICONDUCTOR MANUFACTURING CO LTD	$15,001 - $50,000	Dividend,Gain		
	Transactions **Transaction Type** **Transaction Date** **Transaction Value**				
	(1). Sold Jan 21, 2025 $100,001 - $250,000				
	(2). Buy Jan 22, 2025 $100,001 - $250,000				
	(3). Sold Jul 21, 2025 $100,001 - $250,000				
11-AL.	Wynn Resorts Ltd (WYNN)	$1,001 - $2,500	Dividend,Gain	$100,001 - $250,000	Cash/Market
	Transactions **Transaction Type** **Transaction Date** **Transaction Value**				
	(1). Sold (part) Sep 22, 2025 $100,001 - $250,000				
11-AM.	GENI, Genius Sports Ltd		None	$15,001 - $50,000	Cash/Market
	Transactions **Transaction Type** **Transaction Date** **Transaction Value**				
	(1). Buy Mar 26, 2025 $15,001 - $50,000				
11-AN.	GENI, Genius Sports Ltd Option CALL		None		
	Transactions **Transaction Type** **Transaction Date** **Transaction Value**				
	(1). Sold Mar 26, 2025 $15,000 or less				
	(2). Sold Aug 18, 2025 $15,000 or less				
	(3). Sold Oct 20, 2025 $15,000 or less				
	(4). Sold Nov 24, 2025 $15,000 or less				
11-AO.	WYNN, WYNN RESORTS LTD Option CALL		None		
	Transactions **Transaction Type** **Transaction Date** **Transaction Value**				
	(1). Sold Aug 18, 2025 $15,000 or less				
11-AP.	AMD, ADVANCED MICRO DEVICES INC		None	$100,001 - $250,000	Cash/Market
	Transactions **Transaction Type** **Transaction Date** **Transaction Value**				
	(1). Sold Jun 23, 2025 $15,001 - $50,000				
	(2). Buy Nov 24, 2025 $100,001 - $250,000				
11-AQ.	COHR, COHERENT CORP.	$100,001 - $1,000,000	Gain		
	Transactions **Transaction Type** **Transaction Date** **Transaction Value**				
	(1). Buy (add'l) Aug 18, 2025 $50,001 - $100,000				
	(2). Sold (part) Aug 18, 2025 $50,001 - $100,000				
	(3). Sold (part) Sep 22, 2025 $50,001 - $100,000				
	(4). Sold Dec 22, 2025 $100,001 - $250,000				
11-AR.	TSM, TAIWAN SEMICONDUCTOR MANUFACTURING CO LTD Option CALL		None		
	Transactions **Transaction Type** **Transaction Date** **Transaction Value**				
	(1). Sold Jan 22, 2025 $15,000 or less				
	(2). Sold May 19, 2025 $15,000 or less				
12.	**(H) Account #11 - (H)**				
12-A.	Annaly Capital (NLY)		None	$15,000 or less	Cash/Market
12-B.	Canopy Growth Corp (CGC)		None	$15,000 or less	Cash/Market
12-C.	Invesco (QQQ)	$1,000 or less	Dividend	$15,000 or less	Cash/Market
12-D.	Carnival Corp Paired Shs (CCL)		None	$15,000 or less	Cash/Market
12-E.	Coherent Corp (COHR)		None	$15,001 - $50,000	Cash/Market

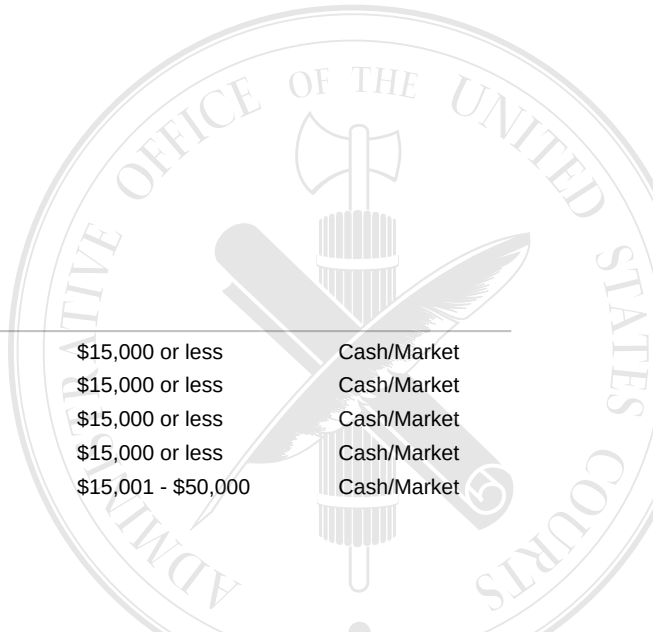

	DESCRIPTION	INCOME AMOUNT	INCOME TYPE	GROSS VALUE	VALUE METHOD
12-F.	Global X (MF)	$1,000 or less	Dividend	$15,000 or less	Cash/Market
12-G.	Norweigan Crusie Line (NCLH)		None	$15,000 or less	Cash/Market
12-H.	Starbucks Corp (SBUX)	$1,000 or less	Dividend	$15,000 or less	Cash/Market
12-I.	Truist Financial Corp (TFC)	$1,000 or less	Dividend	$15,000 or less	Cash/Market
12-J.	Calamos Strat Tot Return (CSQ)	$1,000 or less	Dividend	$15,000 or less	Cash/Market
13.	**(H) Account #12 - (H)**				
13-A.	Canopy Growth Corp (CGC)		None	$15,000 or less	Cash/Market
13-B.	Carnival Corp Paired Shs (CCL)		None	$15,000 or less	Cash/Market
13-C.	Coherent Corp (COHR)		None	$15,001 - $50,000	Cash/Market
13-D.	Global X (MF)	$1,000 or less	Dividend	$15,000 or less	Cash/Market
13-E.	Norweigan Crusie Line (NCLH)		None	$15,000 or less	Cash/Market
13-F.	Starbucks Corp (SBUX)	$1,000 or less	Dividend	$15,000 or less	Cash/Market
13-G.	Truist Financial Corp (TFC)	$1,000 or less	Dividend	$15,000 or less	Cash/Market
13-H.	Calamos Strat Tot Return (CSQ)	$1,000 or less	Dividend	$15,000 or less	Cash/Market
13-I.	Invesco (QQQ)	$1,000 or less	Dividend	$15,000 or less	Cash/Market
13-J.	Annaly Capital (NLY)		None	$15,000 or less	Cash/Market
14.	**(H) Account #13 - (H)**				
14-A.	Annaly Capital (NLY)		None	$15,000 or less	Cash/Market
14-B.	Canopy Growth Corp (CGC)		None	$15,000 or less	Cash/Market
14-C.	Carnival Corp Paired Shs (CCL)		None	$15,000 or less	Cash/Market
14-D.	Coherent Corp (COHR)		None	$15,001 - $50,000	Cash/Market
14-E.	Global X (MF)	$1,000 or less	Dividend	$15,000 or less	Cash/Market
14-F.	Norweigan Crusie Line (NCLH)		None	$15,000 or less	Cash/Market
14-G.	Starbucks Corp (SBUX)	$1,000 or less	Dividend	$15,000 or less	Cash/Market
14-H.	Truist Financial Corp (TFC)	$1,000 or less	Dividend	$15,000 or less	Cash/Market
14-I.	Calamos Strat Tot Return (CSQ)	$1,000 or less	Dividend	$15,000 or less	Cash/Market
14-J.	Invesco (QQQ)	$1,000 or less	Dividend	$15,000 or less	Cash/Market
15.	**(H) Account #14 - (H)**				
15-A.	Annaly Capital (NLY)		None	$15,000 or less	Cash/Market
15-B.	Canopy Growth Corp (CGC)		None	$15,000 or less	Cash/Market
15-C.	Carnival Corp Paired Shs (CCL)		None	$15,000 or less	Cash/Market
15-D.	Coherent Corp (COHR)		None	$15,001 - $50,000	Cash/Market
15-E.	Global X (MF)	$1,000 or less	Dividend	$15,000 or less	Cash/Market
15-F.	Norweigan Crusie Line (NCLH)		None	$15,000 or less	Cash/Market
15-G.	Starbucks Corp (SBUX)	$1,000 or less	Dividend	$15,000 or less	Cash/Market
15-H.	Truist Financial Corp (TFC)	$1,000 or less	Dividend	$15,000 or less	Cash/Market
15-I.	Calamos Strat Tot Return (CSQ)	$1,000 or less	Dividend	$15,000 or less	Cash/Market
15-J.	Invesco (QQQ)	$1,000 or less	Dividend	$15,000 or less	Cash/Market
16.	**(H) Account #15 - (H)**				
16-A.	Carnival Corp Paired Shs (CCL)		None	$15,000 or less	Cash/Market
16-B.	Coherent Corp (COHR)		None	$15,001 - $50,000	Cash/Market
16-C.	Global X (MF)	$1,000 or less	Dividend	$15,000 or less	Cash/Market
16-D.	Norweigan Crusie Line (NCLH)		None	$15,000 or less	Cash/Market
16-E.	Starbucks Corp (SBUX)	$1,000 or less	Dividend	$15,000 or less	Cash/Market
16-F.	Truist Financial Corp (TFC)	$1,000 or less	Dividend	$15,000 or less	Cash/Market
16-G.	Vivendi SHS UNSP ADR (VIVHY)	$1,000 or less	Dividend	$15,000 or less	Cash/Market
16-H.	Calamos Strat Tot Return (CSQ)	$1,000 or less	Dividend	$15,000 or less	Cash/Market
16-I.	Invesco (QQQ)	$1,000 or less	Dividend	$15,000 or less	Cash/Market
16-J.	Canopy Growth Corp (CGC)		None	$15,000 or less	Cash/Market
16-K.	Annaly Capital (NLY)		None	$15,000 or less	Cash/Market
17.	**(H) Account #16 - (H)**				

	DESCRIPTION	INCOME AMOUNT	INCOME TYPE	GROSS VALUE	VALUE METHOD
17-A.	Canopy Growth Corp (CGC)		None	$15,000 or less	Cash/Market
17-B.	Carnival Corp Paired Shs (CCL)		None	$15,000 or less	Cash/Market
17-C.	Coherent Corp (COHR)		None	$15,001 - $50,000	Cash/Market
17-D.	Global X (MF)	$1,000 or less	Dividend	$15,000 or less	Cash/Market
17-E.	Norweigan Crusie Line (NCLH)		None	$15,000 or less	Cash/Market
17-F.	Starbucks Corp (SBUX)	$1,000 or less	Dividend	$15,000 or less	Cash/Market
17-G.	Truist Financial Corp (TFC)	$1,000 or less	Dividend	$15,000 or less	Cash/Market
17-H.	Vivendi SHS UNSP ADR (VIVHY)	$1,000 or less	Dividend	$15,000 or less	Cash/Market
17-I.	Calamos Strat Tot Return (CSQ)	$1,000 or less	Dividend	$15,000 or less	Cash/Market
17-J.	Invesco (QQQ)	$1,000 or less	Dividend	$15,000 or less	Cash/Market
17-K.	Annaly Capital (NLY)		None	$15,000 or less	Cash/Market
18.	**(H) Account #17 - (H)**				
18-A.	Canopy Growth Corp (CGC)		None	$15,000 or less	Cash/Market
18-B.	Carnival Corp Paired Shs (CCL)		None	$15,000 or less	Cash/Market
18-C.	Coherent Corp (COHR)		None	$15,001 - $50,000	Cash/Market
18-D.	Global X (MF)	$1,000 or less	Dividend	$15,000 or less	Cash/Market
18-E.	Norweigan Crusie Line (NCLH)		None	$15,000 or less	Cash/Market
18-F.	Starbucks Corp (SBUX)	$1,000 or less	Dividend	$15,000 or less	Cash/Market
18-G.	Truist Financial Corp (TFC)	$1,000 or less	Dividend	$15,000 or less	Cash/Market
18-H.	Valero Energy Corp (VLO)	$1,000 or less	Dividend	$15,000 or less	Cash/Market
18-I.	Calamos Strat Tot Return (CSQ)	$1,000 or less	Dividend	$15,000 or less	Cash/Market
18-J.	Invesco (QQQ)	$1,000 or less	Dividend	$15,000 or less	Cash/Market
18-K.	Annaly Capital (NLY)		None	$15,000 or less	Cash/Market
19.	**(H) Account #18 - (H)**				
19-A.	Carnival Corp (CCL)		None	$15,000 or less	Cash/Market
19-B.	Exxon Mobil (XOM)	$1,000 or less	Dividend	$15,000 or less	Cash/Market
19-C.	Truist Financial Corp (TFC)	$1,000 or less	Dividend	$15,000 or less	Cash/Market
19-D.	Calamos Strat Tot Return (CSQ)	$1,000 or less	Dividend	$15,000 or less	Cash/Market
20.	**(H) Account #19 - (H)**				
20-A.	COLUMBIA GLOBAL TECHNOLOGY GROWTH FUND (CTCAX))	$15,001 - $50,000	Dividend	$500,001 - $1,000,000	Cash/Market
20-B.	Columbia Seligman Technology and Information Fund, Inc. (SLMCX)	$15,001 - $50,000	Dividend	$500,001 - $1,000,000	Cash/Market

Transactions	Transaction Type	Transaction Date	Transaction Value
(1).	Buy (add'l)	Sep 23, 2025	$100,001 - $250,000

20-C.	LLY, ELI LILLY & Co	$5,001 - $15,000	Dividend,Gain		

Transactions	Transaction Type	Transaction Date	Transaction Value
(1).	Sold	Sep 9, 2025	$100,001 - $250,000

20-D.	COLUMBIA CORNERSTONE GROWTH FUND (LEGAX)	$15,001 - $50,000	Gain		

Transactions	Transaction Type	Transaction Date	Transaction Value
(1).	Sold	Oct 3, 2025	$100,001 - $250,000

20-E.	ML Bank Deposit Program	$100,001 - $1,000,000	Interest	$1,000,001 - $5,000,000	Cash/Market
20-F.	Ares Capital Corporation (ARCC)	$15,001 - $50,000	Dividend	$100,001 - $250,000	Cash/Market
20-G.	Broadcom Inc (AVGO)	$5,001 - $15,000	Dividend	$500,001 - $1,000,000	Cash/Market
20-H.	Costco Wholesale Corp (COST)	$15,001 - $50,000	Gain		

Transactions	Transaction Type	Transaction Date	Transaction Value
(1).	Sold	Nov 24, 2025	$250,001 - $500,000

20-I.	Kinder Morgan Inc (KMI)	$15,001 - $50,000	Gain		

Transactions	Transaction Type	Transaction Date	Transaction Value
(1).	Sold	Dec 29, 2025	$15,001 - $50,000

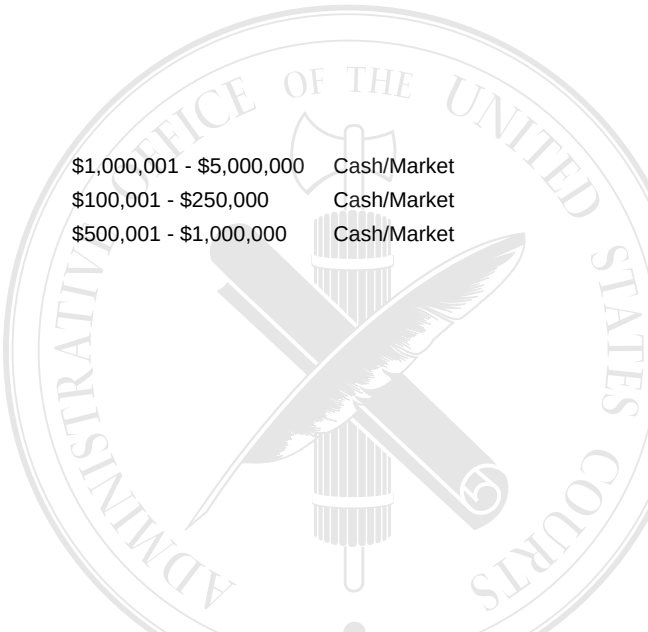

	DESCRIPTION	INCOME AMOUNT	INCOME TYPE	GROSS VALUE	VALUE METHOD
20-J.	Valero Energy Corporation (VLO)	$15,001 - $50,000	Dividend,Gain		

Transactions	Transaction Type	Transaction Date	Transaction Value
(1).	Sold	Sep 3, 2025	$50,001 - $100,000
(2).	Sold (part)	Aug 20, 2025	$50,001 - $100,000

20-K.	Fidelity Information Tech Index (MF)	$1,001 - $2,500	Dividend	$250,001 - $500,000	Cash/Market

Transactions	Transaction Type	Transaction Date	Transaction Value
(1).	Buy (add'l)	Oct 6, 2025	$100,001 - $250,000

20-L.	iSHARES GLOBAL TECH ETF (IXN)	$1,000 or less	Dividend	$250,001 - $500,000	Cash/Market

Transactions	Transaction Type	Transaction Date	Transaction Value
(1).	Buy	Nov 24, 2025	$250,001 - $500,000

VIII. Additional Information or Explanations

	ADDITIONAL INFORMATION OR EXPLANATION
1.	Each put or call transaction is an independent contract creating the right, but not the obligation, to make future sales or purchases of specific assets. They are not fixed assets, therefore either purchases or sales of individual puts and calls can be used to either open or close contracts; they do not generate income. Options devalue based upon market conditions and expiration dates, therefore they routinely do not have value at the end of a reporting period; this occurs without any type of reportable transaction. Those options which have value at the end of the reporting period are reflected accordingly. Purchases and sales of any optioned holdings are reported separately from these contracts.