Annual, 2025

Financial Disclosure Report (AO Form 10)

Filer's Information
Noreika, Maryellen
U.S. District Court - Delaware
District Judge

I certify that all information given above (including information pertaining to my spouse and minor or dependent children, if any) is accurate, true, and complete to the best of my knowledge and belief, and that any information not reported was withheld because it met applicable statutory provisions permitting non-disclosure.

I further certify that earned income from outside employment and honoraria and the acceptance of gifts which have been reported are in compliance with the provisions of 5 U.S.C. Â§ 13141 et. seq., 5 U.S.C. Â§ 7353, and Judicial Conference regulations.

/s/ Noreika, Maryellen [electronically signed on Jun 22, 2026 11:55am by Noreika, Maryellen in JEFS]
/s/ Noreika, Maryellen [electronically signed on May 14, 2026 2:58pm by Noreika, Maryellen in JEFS]

I. Positions

	ORGANIZATION/ENTITY NAME	ORGANIZATION/ENTITY TYPE	POSITION HELD
1.	Trust	Trust	Trustee
2.	Unidel Foundation	Non-Profit	Trustee
3.	Scalia Law Advisory Board	University/College	Board Member

II. Agreements

I do not have any Agreements to report
No entries in this section

III A. Filer Non-Investment Income

I do not have any Filer Non-Investment Income to report
No entries in this section

III B. Spouse Non-Investment Income

I do not have any Spouse Non-Investment Income to report
No entries in this section

IV. Reimbursements

I do not have any Reimbursements to report
No entries in this section

V. Gifts

I do not have any Gifts to report
No entries in this section

VI. Liabilities

I do not have any Liabilities to report
No entries in this section

VII. Investments and Trusts

	DESCRIPTION	INCOME AMOUNT	INCOME TYPE	GROSS VALUE	VALUE METHOD
1.	**Miama-Dade County Florida AVIA SR BRV**	$1,001 - $2,500	Interest	$15,001 - $50,000	Cash/Market
2.	**Port Authority NY & NJ**	$1,000 or less	Interest	$15,000 or less	Cash/Market
3.	**Klein TX School**	$1,000 or less	Interest	$15,001 - $50,000	Cash/Market

Transactions	Transaction Type	Transaction Date	Transaction Value
(1).	Buy	Jun 25, 2025	$15,001 - $50,000

4.	**South Miami Health SR A RV**		None	$15,001 - $50,000	Cash/Market

Transactions	Transaction Type	Transaction Date	Transaction Value
(1).	Buy	Aug 6, 2025	$15,001 - $50,000

5.	**Ally Bank Account**	$5,001 - $15,000	Interest	$250,001 - $500,000	Cash/Market
6.	**American Express Bank Account**	$5,001 - $15,000	Interest	$250,001 - $500,000	Cash/Market
7.	**Bank of America Bank Account**	$1,000 or less	Interest	$15,000 or less	Cash/Market
8.	**Barclays Bank Account**	$5,001 - $15,000	Interest	$100,001 - $250,000	Cash/Market
9.	**Capitol One Bank Account**	$1,000 or less	Interest	$15,000 or less	Cash/Market
10.	**Discover Bank Account**	$5,001 - $15,000	Interest	$100,001 - $250,000	Cash/Market
11.	**First National Bank of Omaha Bank Account**	$2,501 - $5,000	Interest	$15,001 - $50,000	Cash/Market
12.	**Synchrony Bank Account**	$5,001 - $15,000	Interest	$100,001 - $250,000	Cash/Market
13.	**M&T Bank Account**	$1,000 or less	Interest	$15,000 or less	Cash/Market
14.	**UBS Money Market Fund**	$2,501 - $5,000	Interest	$15,001 - $50,000	Cash/Market
15.	**UBS Selection Treasury Institutional Fund**	$1,000 or less	Interest	$15,001 - $50,000	Cash/Market
16.	**Vanguard 500 Index Fund (VFIAX) P1**	$15,001 - $50,000	Dividend	$1,000,001 - $5,000,000	Cash/Market
17.	**Vanguard Emerging Markets Fund (VEMAX)**	$1,001 - $2,500	Dividend	$50,001 - $100,000	Cash/Market

	DESCRIPTION	INCOME AMOUNT	INCOME TYPE	GROSS VALUE	VALUE METHOD

Transactions	Transaction Type	Transaction Date	Transaction Value
(1).	Sold (part)	Nov 3, 2025	$15,001 - $50,000
(2).	Sold (part)	Aug 27, 2025	$50,001 - $100,000

18.	**Vanguard Energy Fund (VGELX)**	$1,000 or less	Dividend	$15,000 or less	Cash/Market
19.	**Vanguard Extended Markets Fund (VEXAX)**	$1,000 or less	Dividend	$15,001 - $50,000	Cash/Market
20.	**Vanguard Health Fund (VGHCX)**	$1,000 or less	Dividend	$15,001 - $50,000	Cash/Market
21.	**Vanguard Intermediate-Term Fund Tax-(VWIUX)**	$1,000 or less	Dividend	$50,001 - $100,000	Cash/Market
22.	**Vanguard International Value Fund (VTRIX)**	$2,501 - $5,000	Dividend	$15,001 - $50,000	Cash/Market
23.	**Vanguard Municipal Money Market Fund (VMSXX)**	$1,000 or less	Dividend	$15,001 - $50,000	Cash/Market
24.	**Vanguard Reit Fund (VGSLX)**	$1,000 or less	Dividend	$15,001 - $50,000	Cash/Market
25.	**Vanguard Wellington Fund (VGWELX)**	$2,501 - $5,000	Dividend	$50,001 - $100,000	Cash/Market
26.	**Vanguard Wellesley Fund (VWIAX)**	$2,501 - $5,000	Dividend	$50,001 - $100,000	Cash/Market
27.	**Cohen & Steers Infrastructure Fund Inc. (UTF)**	$5,001 - $15,000	Dividend	$100,001 - $250,000	Cash/Market
28.	**Eaton Vance Tax Advantaged Dividend Income (EVT)**	$5,001 - $15,000	Dividend	$250,001 - $500,000	Cash/Market
29.	**Eaton Vance Tax Managed Fund (ETV)**	$5,001 - $15,000	Dividend	$100,001 - $250,000	Cash/Market

Transactions	Transaction Type	Transaction Date	Transaction Value
(1).	Buy (add'l)	Feb 13, 2025	$50,001 - $100,000

30.	**Franklin US Low Volatility High Dividend Index ETF (fka Legg Mason)**	$5,001 - $15,000	Dividend	$250,001 - $500,000	Cash/Market

Transactions	Transaction Type	Transaction Date	Transaction Value
(1).	Buy (add'l)	Jun 26, 2025	$15,001 - $50,000

31.	**Industrial Select Sector SPDF Fund ETF (XLI)**	$1,001 - $2,500	Dividend	$100,001 - $250,000	Cash/Market
32.	**IShares Core High Dividend ETF (HDV)**	$15,001 - $50,000	Dividend	$250,001 - $500,000	Cash/Market
33.	**IShares Core S&P 500 ETF (IVV)**	$5,001 - $15,000	Dividend	$500,001 - $1,000,000	Cash/Market
34.	**IShares Global 100 ETF (IOO)**	$5,001 - $15,000	Dividend	$500,001 - $1,000,000	Cash/Market
35.	**IShares Edge MSCI Min Vol USA (USMV)**	$2,501 - $5,000	Dividend	$250,001 - $500,000	Cash/Market

Transactions	Transaction Type	Transaction Date	Transaction Value
(1).	Buy (add'l)	Feb 13, 2025	$100,001 - $250,000

36.	**IShares Edge MSCI USA Value Weighted Index Fund ETF (VLUE)**		None		

	DESCRIPTION	INCOME AMOUNT	INCOME TYPE	GROSS VALUE	VALUE METHOD

Transactions	Transaction Type	Transaction Date	Transaction Value
(1).	Sold	Feb 13, 2025	$500,001 - $1,000,000

37.	**IShares US Energy ETF (IYE)**	$1,001 - $2,500	Dividend	$100,001 - $250,000	Cash/Market

Transactions	Transaction Type	Transaction Date	Transaction Value
(1).	Buy (add'l)	Jun 26, 2025	$15,001 - $50,000
(2).	Buy (add'l)	Feb 13, 2025	$15,001 - $50,000

38.	**Vanguard Mega Cap Growth ETF (MGK)**	$2,501 - $5,000	Dividend	$1,000,001 - $5,000,000	Cash/Market
39.	**Invesco Oppenheimer Developing Markets Fund (ODVYXL)**	$1,000 or less	Dividend	$50,001 - $100,000	Cash/Market
40.	**John Hancock Classic Value Fund (MHJCHM)**	$2,501 - $5,000	Dividend	$100,001 - $250,000	Cash/Market
41.	**Voya Large-Cap Growth Fund (PCLIX)**	$1,000 or less	Dividend	$100,001 - $250,000	Cash/Market
42.	**William Blair International Growth (MFWCAI)**	$1,001 - $2,500	Dividend	$50,001 - $100,000	Cash/Market
43.	**Consumer Discretionary Select Sector SPDR Fund ETF (XLY)**	$1,001 - $2,500	Dividend	$100,001 - $250,000	Cash/Market

Transactions	Transaction Type	Transaction Date	Transaction Value
(1).	Buy (add'l)	Jul 16, 2025	$15,000 or less
(2).	Buy (add'l)	Mar 10, 2025	$15,000 or less

44.	**IShares Core MSCI EAFE ETF (IEFA)**	$1,000 or less	Dividend	$15,000 or less	Cash/Market

Transactions	Transaction Type	Transaction Date	Transaction Value
(1).	Buy (add'l)	Feb 10, 2025	$15,000 or less

45.	**IShares Core MSCI Emerging Markets ETF (IEMG)**	$1,000 or less	Dividend	$15,001 - $50,000	Cash/Market

Transactions	Transaction Type	Transaction Date	Transaction Value
(1).	Buy (add'l)	Dec 23, 2025	$15,000 or less
(2).	Buy (add'l)	Sep 19, 2025	$15,000 or less
(3).	Sold (part)	Aug 5, 2025	$15,000 or less
(4).	Buy (add'l)	Jun 27, 2025	$15,000 or less
(5).	Sold (part)	Jun 16, 2025	$15,000 or less
(6).	Buy (add'l)	Apr 29, 2025	$15,000 or less
(7).	Buy (add'l)	Feb 10, 2025	$15,000 or less

46.	**IShares MSCI Australia ETF (EWA)**	$1,000 or less	Dividend	$15,001 - $50,000	Cash/Market

Transactions	Transaction Type	Transaction Date	Transaction Value
(1).	Buy (add'l)	Dec 23, 2025	$15,000 or less
(2).	Buy (add'l)	Oct 24, 2025	$15,000 or less
(3).	Sold (part)	Apr 23, 2025	$15,000 or less
(4).	Buy (add'l)	Mar 18, 2025	$15,000 or less

47.	**IShares MSCI Brazil ETF (EWZ)**	$1,000 or less	Dividend	$15,001 - $50,000	Cash/Market

Transactions	Transaction Type	Transaction Date	Transaction Value
(1).	Sold (part)	Feb 10, 2025	$15,000 or less

ADMINISTRATIVE OFFICE OF THE UNITED STATES COURTS

	DESCRIPTION	INCOME AMOUNT	INCOME TYPE	GROSS VALUE	VALUE METHOD
48.	**IShares MSCI Canada ETF (EWC)**	$1,000 or less	Dividend	$15,001 - $50,000	Cash/Market

Transactions	Transaction Type	Transaction Date	Transaction Value
(1).	Sold (part)	Sep 19, 2025	$15,000 or less
(2).	Buy (add'l)	Mar 10, 2025	$15,000 or less

49.	**IShares MSCI China (ETF) (MCHI)**	$1,000 or less	Dividend	$15,001 - $50,000	Cash/Market

Transactions	Transaction Type	Transaction Date	Transaction Value
(1).	Buy (add'l)	Dec 23, 2025	$15,000 or less
(2).	Sold (part)	Sep 19, 2025	$15,000 or less
(3).	Sold (part)	Jun 16, 2025	$15,000 or less
(4).	Sold (part)	Feb 10, 2025	$15,000 or less
(5).	Buy (add'l)	Jan 24, 2025	$15,000 or less

50.	**IShares MSCI Eurozone ETF (EZU)**	$1,001 - $2,500	Dividend	$50,001 - $100,000	Cash/Market

Transactions	Transaction Type	Transaction Date	Transaction Value
(1).	Buy (add'l)	Sep 26, 2025	$15,000 or less
(2).	Buy (add'l)	Aug 8, 2025	$15,000 or less
(3).	Sold (part)	Jun 27, 2025	$15,000 or less
(4).	Buy (add'l)	Jun 20, 2025	$15,000 or less
(5).	Sold (part)	Mar 10, 2025	$15,000 or less
(6).	Sold (part)	Jan 23, 2025	$15,000 or less

51.	**IShares MCSI India ETF DE (INDA)**	$1,000 or less	Dividend	$15,001 - $50,000	Cash/Market

Transactions	Transaction Type	Transaction Date	Transaction Value
(1).	Buy (add'l)	Dec 23, 2025	$15,000 or less
(2).	Sold (part)	Sep 19, 2025	$15,000 or less
(3).	Buy (add'l)	May 15, 2025	$15,000 or less
(4).	Sold (part)	Apr 23, 2025	$15,000 or less
(5).	Sold (part)	Mar 10, 2025	$15,000 or less
(6).	Sold (part)	Feb 10, 2025	$15,000 or less
(7).	Buy (add'l)	Jan 24, 2025	$15,000 or less

52.	**IShares MSCI Japan ETF (EWJ)**	$1,001 - $2,500	Dividend	$50,001 - $100,000	Cash/Market

Transactions	Transaction Type	Transaction Date	Transaction Value
(1).	Buy (add'l)	Dec 23, 2025	$15,000 or less
(2).	Sold (part)	Oct 22, 2025	$15,000 or less
(3).	Buy (add'l)	Jun 24, 2025	$15,000 or less
(4).	Buy (add'l)	Mar 18, 2025	$15,000 or less
(5).	Sold (part)	Feb 10, 2025	$15,000 or less

53.	**IShares MSCI South Korea ETF (EWY)**	$1,000 or less	Dividend	$15,000 or less	Cash/Market

Transactions	Transaction Type	Transaction Date	Transaction Value
(1).	Sold (part)	Jul 22, 2025	$15,000 or less
(2).	Sold (part)	Jan 23, 2025	$15,000 or less

54.	**IShares MSCI Switzerland ETF (EWL)**	$1,000 or less	Dividend	$15,001 - $50,000	Cash/Market



	DESCRIPTION	INCOME AMOUNT	INCOME TYPE	GROSS VALUE	VALUE METHOD

Transactions	Transaction Type	Transaction Date	Transaction Value
(1).	Sold (part)	Oct 22, 2025	$15,000 or less
(2).	Buy (add'l)	Sep 26, 2025	$15,000 or less
(3).	Sold (part)	Jul 25, 2025	$15,000 or less
(4).	Sold (part)	Jun 27, 2025	$15,000 or less
(5).	Buy (add'l)	Jun 24, 2025	$15,000 or less
(6).	Buy (add'l)	Apr 25, 2025	$15,000 or less
(7).	Sold (part)	Jan 23, 2025	$15,000 or less

55.	**IShares MSCI ETF Taiwan (EWT)**	$1,000 or less	Dividend	$15,000 or less	Cash/Market

Transactions	Transaction Type	Transaction Date	Transaction Value
(1).	Sold (part)	Jun 16, 2025	$15,000 or less
(2).	Buy (add'l)	Apr 29, 2025	$15,000 or less
(3).	Buy (add'l)	Mar 18, 2025	$15,000 or less
(4).	Sold (part)	Feb 10, 2025	$15,000 or less

56.	**IShares MSCI UK ETF (EWU)**	$1,000 or less	Dividend	$15,001 - $50,000	Cash/Market

Transactions	Transaction Type	Transaction Date	Transaction Value
(1).	Buy (add'l)	Aug 8, 2025	$15,000 or less
(2).	Buy (add'l)	Jul 25, 2025	$15,000 or less
(3).	Sold (part)	Apr 25, 2025	$15,000 or less
(4).	Sold (part)	Apr 23, 2025	$15,000 or less
(5).	Sold (part)	Feb 10, 2025	$15,000 or less

57.	**Comm Services Select Sector SPDR ETF (XLC)**	$1,001 - $2,500	Dividend	$100,001 - $250,000	Cash/Market

Transactions	Transaction Type	Transaction Date	Transaction Value
(1).	Buy (add'l)	Jul 18, 2025	$15,000 or less
(2).	Buy (add'l)	Mar 10, 2025	$15,000 or less

58.	**Consumer Staples Select Sector SPDR Fund (XLP)**	$1,001 - $2,500	Dividend	$50,001 - $100,000	Cash/Market

Transactions	Transaction Type	Transaction Date	Transaction Value
(1).	Buy (add'l)	Apr 8, 2025	$15,000 or less
(2).	Buy (add'l)	Mar 10, 2025	$15,000 or less

59.	**Industrial Select Sector SPDR Fund ETF (XLI)**	$1,001 - $2,500	Dividend	$100,001 - $250,000	Cash/Market

Transactions	Transaction Type	Transaction Date	Transaction Value
(1).	Buy (add'l)	Mar 10, 2025	$15,000 or less

60.	**IShares -3 month Treasury Bond ETF**	$1,000 or less	Dividend	$15,001 - $50,000	Cash/Market
61.	**Material Select Sector (XLB)**	$1,000 or less	Dividend	$15,001 - $50,000	Cash/Market

Transactions	Transaction Type	Transaction Date	Transaction Value
(1).	Buy (add'l)	Mar 10, 2025	$15,000 or less

62.	**Energy Select Sector SPDR Fund ETF (XLE)**	$1,001 - $2,500	Dividend	$15,001 - $50,000	Cash/Market

Transactions	Transaction Type	Transaction Date	Transaction Value
(1).	Sold (part)	Jun 27, 2025	$15,000 or less
(2).	Buy (add'l)	Mar 10, 2025	$15,000 or less

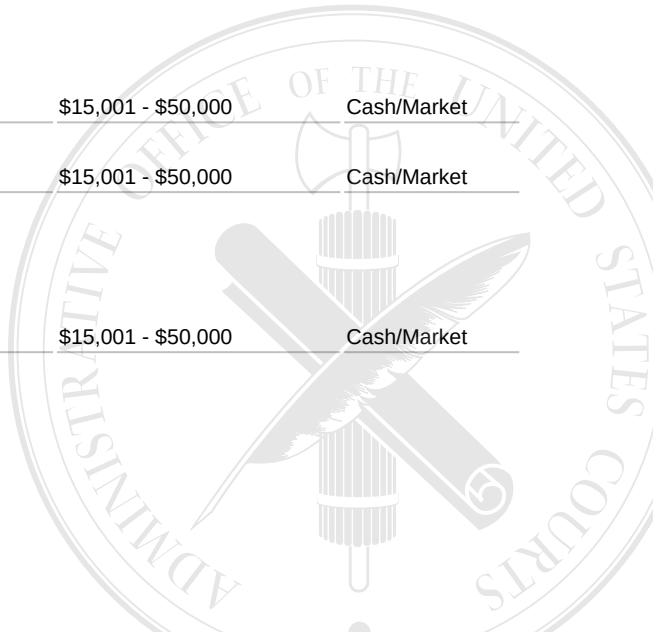

	DESCRIPTION	INCOME AMOUNT	INCOME TYPE	GROSS VALUE	VALUE METHOD
63.	**Financial Select Sector SPDR Fund ETF (XLF)**	$2,501 - $5,000	Dividend	$250,001 - $500,000	Cash/Market

Transactions	Transaction Type	Transaction Date	Transaction Value
(1).	Sold (part)	Apr 8, 2025	$15,000 or less
(2).	Buy (add'l)	Mar 10, 2025	$15,000 or less

64.	**Healthcare Select Sector SPDR Fund ETF (XLV)**	$1,001 - $2,500	Dividend	$100,001 - $250,000	Cash/Market

Transactions	Transaction Type	Transaction Date	Transaction Value
(1).	Buy (add'l)	Jun 18, 2025	$15,000 or less
(2).	Buy (add'l)	Mar 10, 2025	$15,000 or less

65.	**Real Estate Select Sector SPDR ETF (XLRE)**	$1,001 - $2,500	Dividend	$15,001 - $50,000	Cash/Market

Transactions	Transaction Type	Transaction Date	Transaction Value
(1).	Buy (add'l)	Mar 10, 2025	$15,000 or less

66.	**Technology Select Sector SPDR ETF (XLK)**	$2,501 - $5,000	Dividend	$500,001 - $1,000,000	Cash/Market

Transactions	Transaction Type	Transaction Date	Transaction Value
(1).	Sold (part)	Oct 22, 2025	$15,000 or less
(2).	Sold (part)	Apr 23, 2025	$15,000 or less
(3).	Buy (add'l)	Mar 31, 2025	$15,000 or less
(4).	Buy (add'l)	Mar 18, 2025	$15,000 or less
(5).	Buy (add'l)	Mar 10, 2025	$15,000 or less

67.	**Utilities Select Sector SPDR ETF (XLU)**	$1,000 or less	Dividend	$15,001 - $50,000	Cash/Market

Transactions	Transaction Type	Transaction Date	Transaction Value
(1).	Buy (add'l)	Mar 10, 2025	$15,000 or less

68.	**Vanguard Mid-Cap ETF (VO)**	$5,001 - $15,000	Dividend	$250,001 - $500,000	Cash/Market

Transactions	Transaction Type	Transaction Date	Transaction Value
(1).	Buy (add'l)	Dec 26, 2025	$15,000 or less
(2).	Sold (part)	Apr 23, 2025	$15,000 or less
(3).	Sold (part)	Mar 25, 2025	$15,000 or less

69.	**Vanguard Russell 1000 ETF (VONE)**	$2,501 - $5,000	Dividend	$100,001 - $250,000	Cash/Market

Transactions	Transaction Type	Transaction Date	Transaction Value
(1).	Sold (part)	Oct 22, 2025	$100,001 - $250,000
(2).	Sold (part)	Mar 10, 2025	$15,000 or less

70.	**Vanguard Russell 2000 ETF (VTWO)**	$2,501 - $5,000	Dividend	$250,001 - $500,000	Cash/Market

Transactions	Transaction Type	Transaction Date	Transaction Value
(1).	Sold (part)	Oct 22, 2025	$15,000 or less
(2).	Buy (add'l)	Mar 18, 2025	$15,001 - $50,000

71.	**Austin TX for Issues DA BE/R/ Municipal Bond**	$1,001 - $2,500	Interest	$15,001 - $50,000	Cash/Market
72.	**Baltimore County MD Municipal Bond**	$2,501 - $5,000	Interest	$50,001 - $100,000	Cash/Market
73.	**Central Valley Watter Reclamation Municipal Bond**	$1,001 - $2,500	Interest	$15,001 - $50,000	Cash/Market

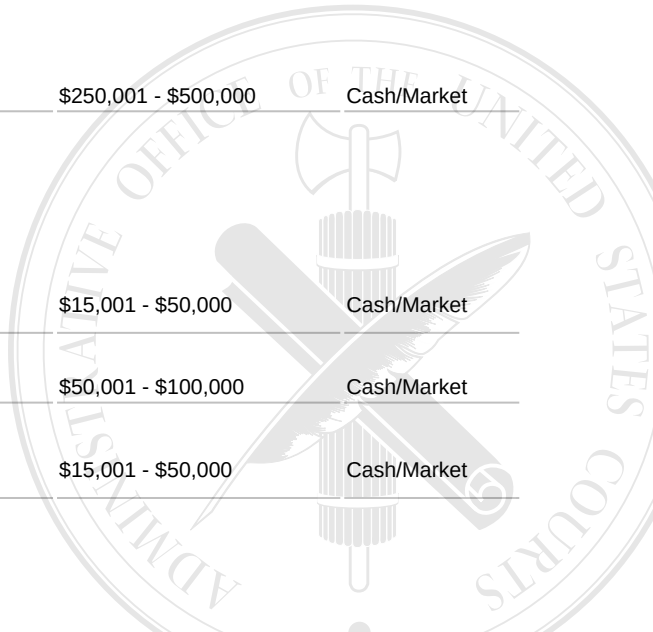

	DESCRIPTION	INCOME AMOUNT	INCOME TYPE	GROSS VALUE	VALUE METHOD
74.	**City/County of Denver Municipal Bond**	$1,001 - $2,500	Interest	$15,001 - $50,000	Cash/Market
75.	**Colorado State COP Master Municipal Bond**	$1,001 - $2,500	Interest	$15,001 - $50,000	Cash/Market
76.	**Georgia State Municipal Bond**	$1,001 - $2,500	Interest	$15,001 - $50,000	Cash/Market
77.	**Harris County TX Flood**	$1,001 - $2,500	Interest	$15,001 - $50,000	Cash/Market
78.	**Houston TX Utilities Municipal Bond**	$1,000 or less	Interest	$15,001 - $50,000	Cash/Market
79.	**Howard County MD Municipal Bond**	$2,501 - $5,000	Interest	$50,001 - $100,000	Cash/Market
80.	**Indiana Financial Authority Health B-2 RV**	$2,501 - $5,000	Interest	$50,001 - $100,000	Cash/Market
81.	**Jefferson County KY School Municipal Bond**	$2,501 - $5,000	Interest	$50,001 - $100,000	Cash/Market
82.	**Massachusetts State Dev Fin Municipal Bond**	$1,001 - $2,500	Interest	$15,001 - $50,000	Cash/Market
83.	**Metro Atlanta Rapid Transport Municipal Bond**	$1,001 - $2,500	Interest		
84.	**New York City Transi Rv**	$1,000 or less	Interest	$15,000 or less	Cash/Market
85.	**New York St. Environmental SR A RV**	$1,000 or less	Interest	$15,001 - $50,000	Cash/Market
86.	**NC State Municipal Bond**	$2,501 - $5,000	Interest	$50,001 - $100,000	Cash/Market
87.	**Princeton NJ Municipal Bond**	$1,000 or less	Interest	$15,001 - $50,000	Cash/Market
88.	**Richland Co South Carolina School Bond**	$1,000 or less	Interest	$15,001 - $50,000	Cash/Market
89.	**Richland County SC Municipal Bond**	$1,000 or less	Interest		
90.	**San Antonio TX Water RV**	$1,000 or less	Interest	$15,001 - $50,000	Cash/Market
91.	**Trinity RVR Auth TX REG RV**	$1,001 - $2,500	Interest	$50,001 - $100,000	Cash/Market
92.	**Utah State Go BDS Municipal Bond**	$2,501 - $5,000	Interest	$50,001 - $100,000	Cash/Market
93.	**Virginia College Bldg Au SR A RV**	$1,000 or less	Interest	$15,000 or less	Cash/Market
94.	**Virginia Port AU Commonwealth Municipal Bond**	$1,000 or less	Interest		
95.	**Virginia Public Building Municipal Bond**	$2,501 - $5,000	Interest	$50,001 - $100,000	Cash/Market
96.	**Texas Trans Comm Cent SR C RV**	$1,001 - $2,500	Interest	$15,001 - $50,000	Cash/Market
97.	**AAM UBS 25 FUND PORTFOLIO**		None	$100,001 - $250,000	Cash/Market

Transactions	Transaction Type	Transaction Date	Transaction Value
(1).	Buy	Feb 13, 2025	$100,001 - $250,000

98.	**Invesco KBW Bank ETF (KBWB)**		None	$15,000 or less	Cash/Market

ADMINISTRATIVE OFFICE OF THE UNITED STATES COURTS

	DESCRIPTION	INCOME AMOUNT	INCOME TYPE	GROSS VALUE	VALUE METHOD
	Transactions **Transaction Type** **Transaction Date** **Transaction Value**				
	(1). Buy Jun 27, 2025 $15,000 or less				
99.	**Kauai County G.O Bonds NTS**	$1,000 or less	Interest		
100.	**Comal Texas Independent School**	$1,000 or less	Interest	$15,001 - $50,000	Cash/Market
	Transactions **Transaction Type** **Transaction Date** **Transaction Value**				
	(1). Buy Mar 6, 2025 $15,001 - $50,000				
101.	**Kraneshares CSI China Internet (KWEB)**	$1,000 or less	Dividend	$15,000 or less	Cash/Market
	Transactions **Transaction Type** **Transaction Date** **Transaction Value**				
	(1). Buy (add'l) Dec 23, 2025 $15,000 or less				
	(2). Buy Jun 16, 2025 $15,000 or less				
102.	**South Miami Health**	$1,000 or less	Interest	$50,001 - $100,000	Cash/Market
	Transactions **Transaction Type** **Transaction Date** **Transaction Value**				
	(1). Buy Jul 8, 2025 $50,001 - $100,000				

VIII. Additional Information or Explanations

	ADDITIONAL INFORMATION OR EXPLANATION
1.	For Part I. Positions: Trust: I do not receive any income from the trust listed and have no beneficial interest in it. For Part I. Positions: Unidel Foundation: I do not receive any compensation or income from the foundation. For Part I. Positions: Scalia Law Advisory Board: I do not receive any compensation or income from the Board.