Annual, 2025

Financial Disclosure Report (AO Form 10)

Filer's Information
Norton, David C.
U.S. District Court - South Carolina
District Judge

I certify that all information given above (including information pertaining to my spouse and minor or dependent children, if any) is accurate, true, and complete to the best of my knowledge and belief, and that any information not reported was withheld because it met applicable statutory provisions permitting non-disclosure.

I further certify that earned income from outside employment and honoraria and the acceptance of gifts which have been reported are in compliance with the provisions of 5 U.S.C. Â§ 13141 et. seq., 5 U.S.C. Â§ 7353, and Judicial Conference regulations.

/s/ Norton, David C. [electronically signed on Sep 2, 2026 10:29am by Norton, David C. in JEFS]
/s/ Norton, David C. [electronically signed on May 13, 2026 1:36pm by Norton, David C. in JEFS]

I. Positions

	ORGANIZATION/ENTITY NAME	ORGANIZATION/ENTITY TYPE	POSITION HELD
1.	Article 5 Trust	Trust	Trustee
2.	Article 6 Trust	Trust	Trustee

II. Agreements

I do not have any Agreements to report
No entries in this section

III A. Filer Non-Investment Income

I do not have any Filer Non-Investment Income to report
No entries in this section

III B. Spouse Non-Investment Income

	SOURCE	DESCRIPTION	HONORARIUM	HONORARIUM AMOUNT	HONORARIUM DATE
1.	Self Employed Private Medical Consultant	Medical Consulting		$0.00	
2.	Newberry Pathology Associates - Autopsy Services			$0.00	
3.	Springer Publishing - Book Royalties			$0.00	
4.	Editor, Cambridge University Press and College of American Pathologists Press			$0.00	
5.	MTF Biologics			$0.00	

IV. Reimbursements

	SOURCE OF REIMBURSEMENT	FROM DATE	TO DATE	LOCATION	PURPOSE	ITEMS PAID OR PROVIDED
1.	University of Miami School of Law	Jan 31, 2025	Feb 1, 2025	Miami FL	Judicial Education	Travel, meals & lodging

V. Gifts

I do not have any Gifts to report
No entries in this section

VI. Liabilities

I do not have any Liabilities to report
No entries in this section

VII. Investments and Trusts

	DESCRIPTION	INCOME AMOUNT	INCOME TYPE	GROSS VALUE	VALUE METHOD
1.	**SOLS, Solstice Advanced Materials Inc.**		None	$15,000 or less	Cash/Market

Transactions	Transaction Type	Transaction Date	Transaction Value
(1).	Spinoff (identify source in note)	Oct 30, 2025	$15,000 or less

Additional Explanation: Spinoff from Honeywell Inc

2.	**JNL 6 MSCIEM PerfBstBuffer 10**	$5,001 - $15,000	Interest	$500,001 - $1,000,000	Cash/Market

Transactions	Transaction Type	Transaction Date	Transaction Value
(1).	Buy	May 7, 2025	$500,001 - $1,000,000

3.	**(H) Blackrock ETF Trust (H)**				
4.	**I Shares GOLD TR Ishare NEW ISIN (IAU)**	$1,000 or less	Dividend	$15,001 - $50,000	Cash/Market
5.	**I Shares TRUST CORE UNIVERSAL USD BOND ETF (IUSB)**	$5,001 - $15,000	Dividend	$100,001 - $250,000	Cash/Market
6.	**I Shares TR 10-20 YR TRS EFT (TLH)**	$1,001 - $2,500	Dividend	$50,001 - $100,000	Cash/Market
7.	**I Shares TR MBS EFT (MBB)**	$1,000 or less	Dividend	$15,001 - $50,000	Cash/Market
8.	**I Shares INTL AGGREGATE BOND (IAGG)**	$1,000 or less	Dividend	$15,001 - $50,000	Cash/Market
9.	**I Shares FLEXIBLE INCOME ACTIVE ETF (BINC)**	$1,001 - $2,500	Dividend	$15,001 - $50,000	Cash/Market
10.	**I Shares US THEMATIC ROTATION ACTIVE ETF (THRO)**	$1,000 or less	Dividend	$15,001 - $50,000	Cash/Market
11.	**I Shares US EQUITY FACTOR ROTATION (DYNF)**	$1,001 - $2,500	Dividend	$100,001 - $250,000	Cash/Market
12.	**I Shares TR US AER DEF ETF (ITA)**		None	$15,001 - $50,000	Cash/Market

	DESCRIPTION	INCOME AMOUNT	INCOME TYPE	GROSS VALUE	VALUE METHOD
13.	**I Shares TR MSCI USA QL T FCT (SQLT)**	$1,000 or less	Dividend	$15,001 - $50,000	Cash/Market
14.	**I Shares TR MSCI USA MMENTM (MTUM)**	$1,000 or less	Dividend	$15,001 - $50,000	Cash/Market
15.	**I Shares TR EAFE Value ETF (EVF)**	$5,001 - $15,000	Dividend	$50,001 - $100,000	Cash/Market
16.	**I Shares S&P 500 Value ETF (IVE)**	$1,001 - $2,500	Dividend	$100,001 - $250,000	Cash/Market
17.	**I Shares S&P 500 Growth ETF (IVW)**	$1,000 or less	Dividend	$50,001 - $100,000	Cash/Market
18.	**I Shares S&P 100 ETF (OEF)**	$1,000 or less	Dividend	$50,001 - $100,000	Cash/Market
19.	**I Shares Core S&P 500 ETF (IVV)**	$1,001 - $2,500	Dividend	$50,001 - $100,000	Cash/Market
20.	**I Shares Core MSCI Emerging Markets ETF (IEMG)**	$2,501 - $5,000	Dividend	$50,001 - $100,000	Cash/Market
21.	**Q, Qnity Electronics, Inc.**	$1,000 or less	Dividend	$15,000 or less	Cash/Market

Transactions	Transaction Type	Transaction Date	Transaction Value
(1).	Spinoff (identify source in note)	Nov 3, 2025	$15,001 - $50,000

Additional Explanation: Spinoff from Dupont De Nemours Inc

22.	**Nasdaq 100 Standard Equitable Ins Co - IRA**	$1,000 or less	Dividend	$50,001 - $100,000	Cash/Market
23.	**GE Verona Inc**	$1,000 or less	Dividend	$50,001 - $100,000	Cash/Market
24.	**SLB Limited Trading**	$1,000 or less	Dividend	$15,000 or less	Cash/Market

Transactions	Transaction Type	Transaction Date	Transaction Value
(1).	Exchange	Jul 16, 2025	$15,000 or less

Additional Explanation: Additional shares acquired via merger with Championx

25.	**JNL 6 SP500 PerfBstBuffer10**	$5,001 - $15,000	Interest	$250,001 - $500,000	Cash/Market

Transactions	Transaction Type	Transaction Date	Transaction Value
(1).	Buy	May 7, 2025	$250,001 - $500,000

26.	**(H) Blackrock ETF Trust (H)**				
27.	**I Shares Core MSCI Emerging Markets ETF (IEMG)**	$1,001 - $2,500	Dividend	$50,001 - $100,000	Cash/Market
28.	**I Shares Core S&P 500 Value ETF (IUSV)**	$1,001 - $2,500	Dividend	$100,001 - $250,000	Cash/Market
29.	**I Shares S&P 100 ETF (OEF)**	$1,000 or less	Dividend	$15,001 - $50,000	Cash/Market
30.	**I Shares S&P 500 Growth ETF (IVW)**	$1,000 or less	Dividend	$50,001 - $100,000	Cash/Market
31.	**I Shares GOLD TR Ishare NEW ISIN (IAU)**		None	$15,001 - $50,000	Cash/Market
32.	**I Shares TR 10-20 YR TRS EFT (TLH)**	$1,001 - $2,500	Dividend	$50,001 - $100,000	Cash/Market
33.	**I Shares NATIONAL MUNI BOND ETF (MUB)**	$2,501 - $5,000	Dividend	$100,001 - $250,000	Cash/Market

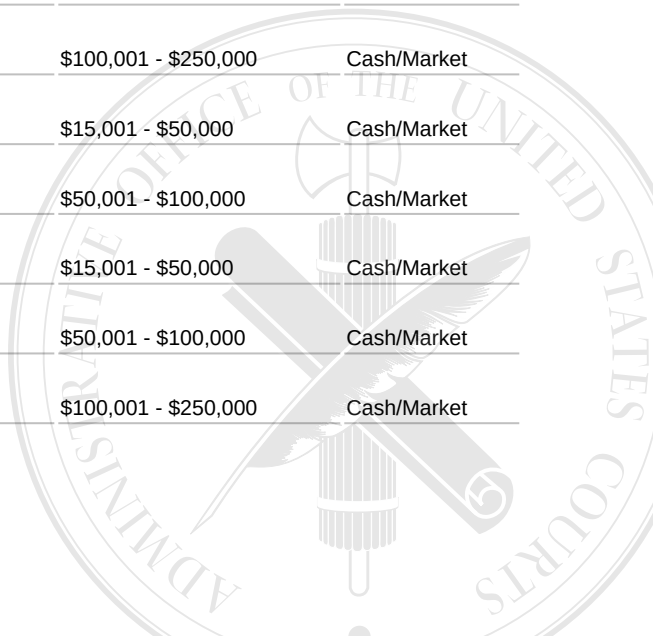

	DESCRIPTION	INCOME AMOUNT	INCOME TYPE	GROSS VALUE	VALUE METHOD
34.	**BLACKROCK ETF TRUST II Ishares HIGH (BRHY)**	$1,001 - $2,500	Dividend	$15,001 - $50,000	Cash/Market
35.	**I Shares US THEMATIC ROTATION ACTIVE ETF (THRO)**	$1,000 or less	Dividend	$15,001 - $50,000	Cash/Market
36.	**I Shares US TECHNOLOGY ETF (IYW)**	$1,000 or less	Dividend	$15,001 - $50,000	Cash/Market
37.	**I Shares US EQUITY FACTOR ROTATION (DYNF)**	$1,000 or less	Dividend	$50,001 - $100,000	Cash/Market
38.	**I Shares TR US AER DEF ETF (ITA)**		None	$15,001 - $50,000	Cash/Market
39.	**I Shares TR MSCI USA QL T FCT (SQLT)**	$1,000 or less	Dividend	$15,001 - $50,000	Cash/Market
40.	**I Shares TR MSCI USA MIN VOL (USMV)**	$1,000 or less	Dividend	$15,000 or less	Cash/Market
41.	**I Shares TR EAFE Value ETF (EVF)**	$1,001 - $2,500	Dividend	$50,001 - $100,000	Cash/Market
42.	**I Shares TR EAFE Grwth ETF (EFG)**	$1,000 or less	Dividend	$15,001 - $50,000	Cash/Market
43.	**I Shares S&P 500 Value ETF (IVE)**	$1,000 or less	Dividend	$15,001 - $50,000	Cash/Market
44.	**(H) Blackrock ETF Trust (H)**				
45.	**I Share GOLD TR I Shares NEW ISIN (IAU)**		None	$15,000 or less	Cash/Market
46.	**I Shares TR 10-20 YR TRS EFT (TLH)**	$1,000 or less	Dividend	$15,001 - $50,000	Cash/Market
47.	**I Shares NATIONAL MUNI BOND ETF (MUB)**	$1,001 - $2,500	Dividend	$50,001 - $100,000	Cash/Market
48.	**BLACKROCK ETF TRUST II Ishares HIGH (BRHY)**	$1,000 or less	Dividend	$15,000 or less	Cash/Market
49.	**I Shares US THEMATIC ROTATION ACTIVE ETF (THRO)**	$1,000 or less	Dividend	$15,000 or less	Cash/Market
50.	**I Shares US EQUITY FACTOR ROTATION (DYNF)**	$1,000 or less	Dividend	$15,001 - $50,000	Cash/Market
51.	**I Shares US TECHNOLOGY OGY ETF (IYW)**	$1,000 or less	Dividend	$15,000 or less	Cash/Market
52.	**I Shares TR US AER DEF ETF (ITA)**		None	$15,000 or less	Cash/Market
53.	**I Shares TR MSCI USA QL T FCT (SQLT)**	$1,000 or less	Dividend	$15,000 or less	Cash/Market
54.	**I Shares TR MSCI USA MIN VOL (USMV)**	$1,000 or less	Dividend	$15,000 or less	Cash/Market
55.	**I Shares TR EAFE Value ETF (EVF)**	$1,000 or less	Dividend	$15,001 - $50,000	Cash/Market
56.	**I Shares TR EAFE Value Grwth ETF (EFG)**	$1,000 or less	Dividend	$15,001 - $50,000	Cash/Market
57.	**I Shares S&P 500 Value ETF (IVE)**	$1,000 or less	Dividend	$15,001 - $50,000	Cash/Market
58.	**I Shares S&P 500 Growth ETF (IVW)**	$1,000 or less	Dividend	$15,001 - $50,000	Cash/Market

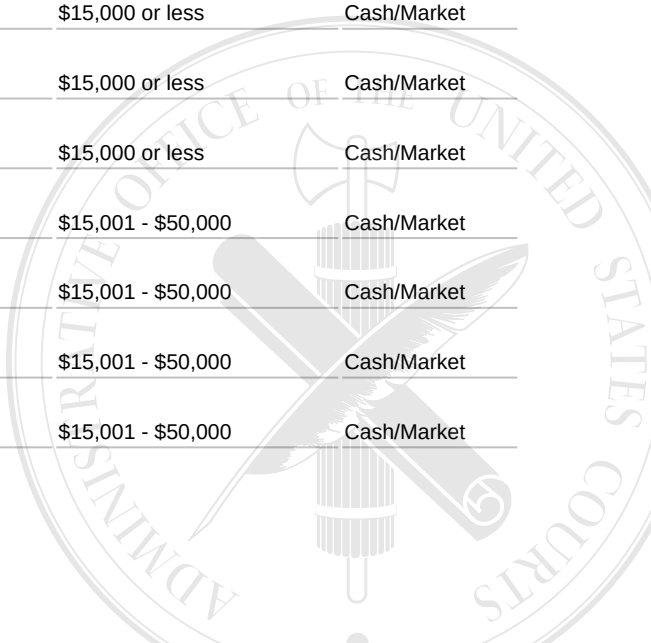

	DESCRIPTION	INCOME AMOUNT	INCOME TYPE	GROSS VALUE	VALUE METHOD
59.	**I Shares S&P 100 ETF (OEF)**	$1,000 or less	Dividend	$15,000 or less	Cash/Market
60.	**I Shares Core S&P 500 ETF (IVV)**	$1,000 or less	Dividend	$50,001 - $100,000	Cash/Market
61.	**I Shares Core MSCI Emerging Markets ETF (IEMG)**	$1,000 or less	Dividend	$15,001 - $50,000	Cash/Market
62.	**JNL 6 EAFE PerfBstBuffer 10**	$15,001 - $50,000	Interest	$500,001 - $1,000,000	Cash/Market

Transactions	Transaction Type	Transaction Date	Transaction Value
(1).	Buy	May 7, 2025	$500,001 - $1,000,000

63.	**Advantage Cash Sweep QMMLQ**	$1,000 or less	Interest	$100,001 - $250,000	Cash/Market
64.	**AES Corp**	$1,000 or less	Dividend	$15,000 or less	Cash/Market
65.	**AT &T #1**	$1,000 or less	Dividend	$15,000 or less	Cash/Market
66.	**BP PLC ADR**	$2,501 - $5,000	Dividend	$50,001 - $100,000	Cash/Market
67.	**Bristol Myers Squibb**	$1,001 - $2,500	Dividend	$50,001 - $100,000	Cash/Market
68.	**Championix Corp Com**		None		Cash/Market

Transactions	Transaction Type	Transaction Date	Transaction Value
(1).	Exchange	Jul 16, 2025	$15,000 or less

Additional Explanation: Merged with SLB Limited Trading

69.	**Chevron Corp #1**	$1,001 - $2,500	Dividend	$15,001 - $50,000	Cash/Market
70.	**Comcast Corp CL A #1**	$1,000 or less	Dividend	$15,000 or less	Cash/Market
71.	**Corteva Inc**	$1,000 or less	Dividend	$15,000 or less	Cash/Market
72.	**Walt Disney Co #1**	$1,000 or less	Dividend	$15,001 - $50,000	Cash/Market
73.	**Donoghue Forlines Dividend Fund**		None		

Transactions	Transaction Type	Transaction Date	Transaction Value
(1).	Sold	May 1, 2025	$100,001 - $250,000

74.	**Donoghue Forlines Momentum Fund**		None		

Transactions	Transaction Type	Transaction Date	Transaction Value
(1).	Sold	May 1, 2025	$100,001 - $250,000

75.	**Donoghue Forlines Risk Mananged Inc**		None		

Transactions	Transaction Type	Transaction Date	Transaction Value
(1).	Sold	May 1, 2025	$50,001 - $100,000

76.	**Donoghue Forlines Tactical Income**		None		

Transactions	Transaction Type	Transaction Date	Transaction Value
(1).	Sold	May 1, 2025	$100,001 - $250,000

77.	**Select Sector SPDR TR Energy**		None		

ADMINISTRATIVE OFFICE OF THE UNITED STATES COURTS

	DESCRIPTION	INCOME AMOUNT	INCOME TYPE	GROSS VALUE	VALUE METHOD
	Transactions **Transaction Type** **Transaction Date** **Transaction Value**				
	(1). Sold May 1, 2025 $15,001 - $50,000				
78.	**Dover**	$1,000 or less	Dividend	$50,001 - $100,000	Cash/Market
79.	**Dow Inc #1**	$1,000 or less	Dividend	$15,000 or less	Cash/Market
80.	**Dupont De Nemours Inc**	$1,000 or less	Dividend	$15,000 or less	Cash/Market
81.	**Eli Lilly & Co #1**	$1,001 - $2,500	Dividend	$100,001 - $250,000	Cash/Market
82.	**Emerson Electric**	$1,001 - $2,500	Dividend	$50,001 - $100,000	Cash/Market
83.	**Energy Transfer Partners LP #1**	$5,001 - $15,000	Dividend	$50,001 - $100,000	Cash/Market
84.	**GE Aerospace Com**	$1,000 or less	Dividend	$50,001 - $100,000	Cash/Market
85.	**GE Healthcare Technologies Inc**	$1,000 or less	Dividend	$15,000 or less	Cash/Market
86.	**GE Verona Inc**	$1,000 or less	Dividend	$15,001 - $50,000	Cash/Market
87.	**Global Pmts Inc**	$1,000 or less	Dividend	$15,001 - $50,000	Cash/Market
88.	**Knowles Corporation**		None	$15,000 or less	Cash/Market
89.	**Lincoln National Corp**	$1,001 - $2,500	Dividend	$15,001 - $50,000	Cash/Market
90.	**Proctor & Gamble #1**	$2,501 - $5,000	Dividend	$100,001 - $250,000	Cash/Market
91.	**South State Corp Com # 1**	$5,001 - $15,000	Dividend	$500,001 - $1,000,000	Cash/Market
92.	**Synovus Financial Corp**		None	$15,000 or less	Cash/Market
93.	**Truist Finl Corp Com**	$5,001 - $15,000	Dividend	$250,001 - $500,000	Cash/Market
94.	**Verizon Communications Inc #1**	$1,000 or less	Dividend	$15,000 or less	Cash/Market
95.	**Wabtec Corp Inc**	$1,000 or less	Dividend	$15,000 or less	Cash/Market
96.	**Warner Bros Discovery Inc**		None	$15,000 or less	Cash/Market
97.	**Zimmer Biomet Hldgs Inc**	$1,000 or less	Dividend	$15,000 or less	Cash/Market
98.	**Zimvie Inc**		None		
	Transactions **Transaction Type** **Transaction Date** **Transaction Value**				
	(1). Sold Oct 20, 2025 $15,000 or less				
99.	**Advantage Cash Sweep (QMMLQ) Article 6 Tru**	$1,000 or less	Interest	$50,001 - $100,000	Cash/Market
100.	**Advantix Inc**	$1,000 or less	Dividend	$15,000 or less	Cash/Market
101.	**Alcoa Inc**	$1,000 or less	Dividend	$15,000 or less	Cash/Market

ADMINISTRATIVE OFFICE OF THE UNITED STATES COURTS

	DESCRIPTION	INCOME AMOUNT	INCOME TYPE	GROSS VALUE	VALUE METHOD
102.	**American Express Co**	$1,000 or less	Dividend	$15,001 - $50,000	Cash/Market
103.	**Amgen Inc**	$1,001 - $2,500	Dividend	$50,001 - $100,000	Cash/Market
104.	**AT&T Inc #2**	$1,000 or less	Dividend	$15,000 or less	Cash/Market
105.	**Avanos Medical Inc**		None	$15,000 or less	Cash/Market
106.	**Bank of America #1**	$1,000 or less	Dividend	$15,000 or less	Cash/Market
107.	**Bank of New York Mellon Corp**	$1,000 or less	Dividend	$15,001 - $50,000	Cash/Market
108.	**Charter Communications**		None	$15,000 or less	Cash/Market
109.	**Chevron Corp #2**	$2,501 - $5,000	Dividend	$50,001 - $100,000	Cash/Market
110.	**Cisco Sys Inc**	$1,000 or less	Dividend	$15,001 - $50,000	Cash/Market
111.	**Coca-Cola Co**	$1,001 - $2,500	Dividend	$15,001 - $50,000	Cash/Market
112.	**Comcast Corp CL A #2**	$1,000 or less	Dividend	$15,000 or less	Cash/Market
113.	**Corteva Inc**	$1,000 or less	Dividend	$15,000 or less	Cash/Market
114.	**Walt Disney Co #2**	$1,000 or less	Dividend	$15,001 - $50,000	Cash/Market
115.	**Donoghue Forlines Dividend Fund**		None		

Transactions	Transaction Type	Transaction Date	Transaction Value
(1).	Sold	May 1, 2025	$50,001 - $100,000

116.	**Donoghue Forlines Momentum Fund**		None		

Transactions	Transaction Type	Transaction Date	Transaction Value
(1).	Sold	May 1, 2025	$50,001 - $100,000

117.	**Donoghue Forlines Risk Managed inc**		None		

Transactions	Transaction Type	Transaction Date	Transaction Value
(1).	Sold	May 1, 2025	$50,001 - $100,000

118.	**Donoghue Forlines Tactical Income**		None		

Transactions	Transaction Type	Transaction Date	Transaction Value
(1).	Sold	May 1, 2025	$15,001 - $50,000

119.	**Select Sector SPDR TR Eneergy**		None		

Transactions	Transaction Type	Transaction Date	Transaction Value
(1).	Sold	May 1, 2025	$15,001 - $50,000

120.	**Dow Inc**	$1,000 or less	Dividend	$15,000 or less	Cash/Market
121.	**Dupont De Nemours Inc**	$1,000 or less	Dividend	$15,000 or less	Cash/Market
122.	**DXC Technology Co.**	$1,000 or less	Dividend	$15,000 or less	Cash/Market

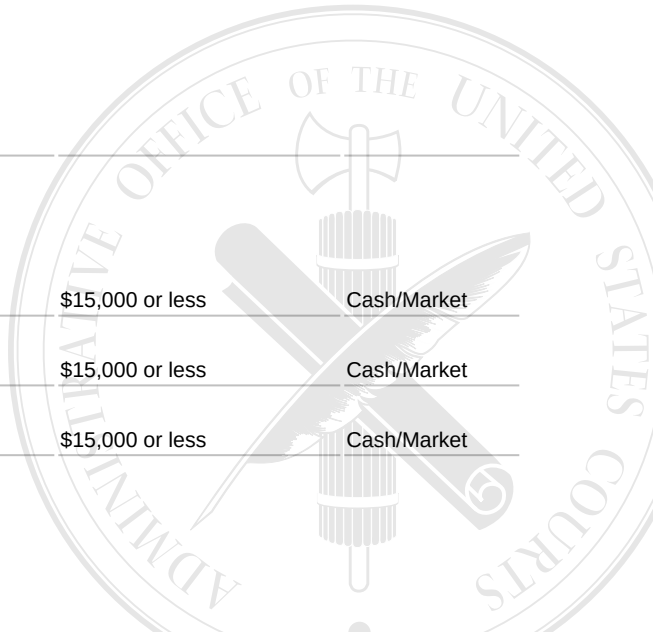

	DESCRIPTION	INCOME AMOUNT	INCOME TYPE	GROSS VALUE	VALUE METHOD
123.	**Duke Energy**	$1,000 or less	Dividend	$15,000 or less	Cash/Market
124.	**Exxon Mobil Corp #1**	$1,000 or less	Dividend	$15,001 - $50,000	Cash/Market
125.	**Garret Motion Inc**	$1,000 or less	Dividend	$15,000 or less	Cash/Market
126.	**GE Aerospace Com**	$1,000 or less	Dividend	$15,001 - $50,000	Cash/Market
127.	**GE Healthcare Technologies Inc**	$1,000 or less	Dividend	$15,000 or less	Cash/Market
128.	**Goldman Sachs Group Inc**	$1,000 or less	Dividend	$15,001 - $50,000	Cash/Market
129.	**Hartford Financial Services Group**		None		

Transactions	Transaction Type	Transaction Date	Transaction Value
(1).	Sold	Jul 17, 2025	$15,000 or less

130.	**Hewlett Packard Inc Com**	$1,000 or less	Dividend	$15,000 or less	Cash/Market
131.	**Home Depot Inc**	$2,501 - $5,000	Dividend	$100,001 - $250,000	Cash/Market
132.	**Howmet Aerospace Inc**	$1,000 or less	Dividend	$15,000 or less	Cash/Market
133.	**Honeywell Intl Inc**	$1,000 or less	Dividend	$15,001 - $50,000	Cash/Market
134.	**HP Inc**	$1,000 or less	Dividend	$15,000 or less	Cash/Market
135.	**Intel Corp**		None	$15,001 - $50,000	Cash/Market
136.	**Kimberly Clark**	$1,000 or less	Dividend	$15,000 or less	Cash/Market
137.	**Kraft-Heinz Foods Inc CL**	$1,000 or less	Dividend	$15,000 or less	Cash/Market
138.	**McDonalds Corp**	$2,501 - $5,000	Dividend	$50,001 - $100,000	Cash/Market
139.	**Merck & Co Inc New**	$1,000 or less	Dividend	$15,000 or less	Cash/Market
140.	**Microsoft Corp**	$1,000 or less	Dividend	$50,001 - $100,000	Cash/Market
141.	**Mondelez Intl Inc Com**	$1,000 or less	Dividend	$15,000 or less	Cash/Market
142.	**JP Morgan Chase & Co**	$1,001 - $2,500	Dividend	$50,001 - $100,000	Cash/Market
143.	**Nokia Corp**	$1,000 or less	Dividend	$15,000 or less	Cash/Market
144.	**Organon & Co**	$1,000 or less	Dividend	$15,000 or less	Cash/Market
145.	**Pepsico Inc**	$1,000 or less	Dividend	$15,001 - $50,000	Cash/Market
146.	**Peraton (Y)**		None		
147.	**Phillip Morris Intl Inc**	$1,001 - $2,500	Dividend	$15,001 - $50,000	Cash/Market
148.	**Proctor & Gamble #2**	$1,001 - $2,500	Dividend	$50,001 - $100,000	Cash/Market

	DESCRIPTION	INCOME AMOUNT	INCOME TYPE	GROSS VALUE	VALUE METHOD
149.	**Residio Technologies Inc**		None	$15,000 or less	Cash/Market
150.	**Texas Instruments Inc**	$2,501 - $5,000	Dividend	$100,001 - $250,000	Cash/Market
151.	**Travelers Companies Inc**	$1,001 - $2,500	Dividend	$15,001 - $50,000	Cash/Market
152.	**Verizon Communications #2**	$1,000 or less	Dividend	$15,000 or less	Cash/Market
153.	**Wabtec Inc**	$1,000 or less	Dividend	$15,000 or less	Cash/Market
154.	**Warner Bros Discovery Inc**		None	$15,000 or less	Cash/Market
155.	**Wells Fargo Co.**	$1,000 or less	Dividend	$15,001 - $50,000	Cash/Market
156.	**Advantage Cash Sweeps (QMMLQ) Article 5 Trus**	$1,000 or less	Interest	$15,000 or less	Cash/Market
157.	**AT &Inc # 3**	$1,000 or less	Dividend	$15,001 - $50,000	Cash/Market
158.	**Bank of America #2**	$1,001 - $2,500	Dividend	$50,001 - $100,000	Cash/Market
159.	**Chemours Co**	$1,000 or less	Dividend	$15,000 or less	Cash/Market
160.	**Chevron Corp #3**	$5,001 - $15,000	Dividend	$100,001 - $250,000	Cash/Market
161.	**Citigroup Inc**	$1,000 or less	Dividend	$15,001 - $50,000	Cash/Market
162.	**CSX Corp**	$2,501 - $5,000	Dividend	$100,001 - $250,000	Cash/Market
163.	**Corteva Inc**	$1,000 or less	Dividend	$15,000 or less	Cash/Market
164.	**Donoghue Forlines Dividend Fund**		None		

Transactions	Transaction Type	Transaction Date	Transaction Value
(1).	Sold	May 1, 2025	$15,001 - $50,000

165.	**Donoghue Forlines Momentum Fund**		None		

Transactions	Transaction Type	Transaction Date	Transaction Value
(1).	Sold	May 1, 2025	$15,001 - $50,000

166.	**Donoghue Forlines Risk Management Inc**		None		

Transactions	Transaction Type	Transaction Date	Transaction Value
(1).	Sold	May 1, 2025	$15,001 - $50,000

167.	**Donoghue Forlines Tactical Income**		None		

Transactions	Transaction Type	Transaction Date	Transaction Value
(1).	Sold	May 1, 2025	$15,001 - $50,000

168.	**Select Sector SPDR TR Energy**		None		

Transactions	Transaction Type	Transaction Date	Transaction Value
(1).	Sold	May 1, 2025	$15,001 - $50,000

169.	**Dow Inc**	$1,000 or less	Dividend	$15,000 or less	Cash/Market

ADMINISTRATIVE OFFICE OF THE UNITED STATES COURTS

	DESCRIPTION	INCOME AMOUNT	INCOME TYPE	GROSS VALUE	VALUE METHOD
170.	**Dupont De Nemours Inc**	$1,000 or less	Dividend	$15,000 or less	Cash/Market
171.	**Eli Lilly & Co #2**	$5,001 - $15,000	Dividend	$1,000,001 - $5,000,000	Cash/Market
172.	**Energy Transfer Partners LP #2**	$2,501 - $5,000	Dividend	$50,001 - $100,000	Cash/Market
173.	**Exxon Mobil Corp #2**	$2,501 - $5,000	Dividend	$100,001 - $250,000	Cash/Market
174.	**GE Aerospace**	$1,000 or less	Dividend	$100,001 - $250,000	Cash/Market
175.	**GE Healthcare Technologies Inc**	$1,000 or less	Dividend	$15,000 or less	Cash/Market
176.	**International Busisiness Machines (IBM)**	$5,001 - $15,000	Dividend	$250,001 - $500,000	Cash/Market
177.	**Kyndryl Holdings Inc**		None	$15,000 or less	Cash/Market
178.	**Motorola Solutions Inc**	$1,000 or less	Dividend	$15,001 - $50,000	Cash/Market
179.	**Norfolk Southern**	$5,001 - $15,000	Dividend	$500,001 - $1,000,000	Cash/Market
180.	**South State Corp Com #2**	$2,501 - $5,000	Dividend	$100,001 - $250,000	Cash/Market
181.	**Wabtec Inc**	$1,000 or less	Dividend	$15,000 or less	Cash/Market
182.	**Warner Bros Discovery Inc**		None	$15,000 or less	Cash/Market
183.	**Wells Fargo & Co**	$1,000 or less	Dividend	$15,001 - $50,000	Cash/Market
184.	**JNL Growth Allocation**		None		

Transactions	Transaction Type	Transaction Date	Transaction Value
(1).	Sold	Nov 11, 2025	$500,001 - $1,000,000

185.	**JNL American Balanced**		None		

Transactions	Transaction Type	Transaction Date	Transaction Value
(1).	Sold	Nov 11, 2025	$100,001 - $250,000

186.	**JNL Invesco Small Cap Growth**		None		

Transactions	Transaction Type	Transaction Date	Transaction Value
(1).	Sold	Nov 11, 2025	$100,001 - $250,000

187.	**JNL JP Morgan Midcap Growth**		None		

Transactions	Transaction Type	Transaction Date	Transaction Value
(1).	Sold	Nov 11, 2025	$100,001 - $250,000

188.	**JNL Mellon Capital Consumer Disretionary Sector**		None		

Transactions	Transaction Type	Transaction Date	Transaction Value
(1).	Sold	Nov 11, 2025	$100,001 - $250,000

189.	**JNL Mellon Capital Healthcare Sector**		None		



	DESCRIPTION	INCOME AMOUNT	INCOME TYPE	GROSS VALUE	VALUE METHOD
	Transactions	**Transaction Type**	**Transaction Date**	**Transaction Value**	
	(1).	Sold	Nov 11, 2025	$100,001 - $250,000	
190.	**JNL Mellon Capital Nasdaq 100**		None		
	Transactions	**Transaction Type**	**Transaction Date**	**Transaction Value**	
	(1).	Sold	Nov 11, 2025	$100,001 - $250,000	
191.	**JNL/GS 4 (Goldman Sachs 4)**		None		
	Transactions	**Transaction Type**	**Transaction Date**	**Transaction Value**	
	(1).	Sold	Nov 11, 2025	$100,001 - $250,000	
192.	**JNL MC US StkMkt Index**		None		
	Transactions	**Transaction Type**	**Transaction Date**	**Transaction Value**	
	(1).	Sold	Nov 11, 2025	$100,001 - $250,000	
193.	**JNLRowe Price Growth Stock**		None		
	Transactions	**Transaction Type**	**Transaction Date**	**Transaction Value**	
	(1).	Sold	Nov 11, 2025	$100,001 - $250,000	
194.	**Advantange Cash Sweep (QMMLQ)**	$1,000 or less	Interest	$15,000 or less	Cash/Market
195.	**South State Bank**	$2,501 - $5,000	Interest	$100,001 - $250,000	Cash/Market
196.	**North Carolina Rental Property !00% Transylvania County, NC**	$1,000 or less	Rent	$1,000,001 - $5,000,000	Estimated
197.	**Lain Farm, Johnson County, Indiana**	$15,001 - $50,000	Rent	$1,000,001 - $5,000,000	Estimated
198.	**South Carolina State Deferred Comp Plan**	$1,000 or less	Dividend	$50,001 - $100,000	Cash/Market
199.	**South Carolina State Retirement Plan**	$1,001 - $2,500	Dividend	$100,001 - $250,000	Cash/Market
200.	**MassMutual Life Ins (MML Equity Fund Portfolio)**	$1,000 or less	Dividend	$500,001 - $1,000,000	Cash/Market
201.	**Donoghue Forlines Div Fund**		None		
	Transactions	**Transaction Type**	**Transaction Date**	**Transaction Value**	
	(1).	Sold	May 1, 2025	$100,001 - $250,000	
202.	**Donoghue Forlines Momemtum Fund**		None		
	Transactions	**Transaction Type**	**Transaction Date**	**Transaction Value**	
	(1).	Sold	May 1, 2025	$250,001 - $500,000	
203.	**Donoghue Forlines Risk Managed Inc**		None		
	Transactions	**Transaction Type**	**Transaction Date**	**Transaction Value**	
	(1).	Sold	May 1, 2025	$100,001 - $250,000	
204.	**Donoghue Forlines Tactical Income**		None		
	Transactions	**Transaction Type**	**Transaction Date**	**Transaction Value**	
	(1).	Sold	May 1, 2025	$15,001 - $50,000	



	DESCRIPTION	INCOME AMOUNT	INCOME TYPE	GROSS VALUE	VALUE METHOD
205.	**Select Sector SPDR TR Energy**		None		

Transactions	Transaction Type	Transaction Date	Transaction Value
(1).	Sold	May 1, 2025	$100,001 - $250,000

206.	**Russell 2000 Index Equitable Ins Co - IRA**	$1,000 or less	Dividend	$50,001 - $100,000	Cash/Market
207.	**S&P 500 Index Equitable Ins Co- IRA**	$1,001 - $2,500	Dividend	$500,001 - $1,000,000	Cash/Market
208.	**MSCI EAFE -Equitable Ins Co IRA**	$1,000 or less	Dividend	$50,001 - $100,000	Cash/Market
209.	**Russell 2000 Index Equitable Ins Co- Non Qualified Acct.**	$1,000 or less	Dividend	$50,001 - $100,000	Cash/Market
210.	**S&P 500 Index Equitable Ins Co- Non Qualified Acct.**	$1,001 - $2,500	Dividend	$500,001 - $1,000,000	Cash/Market
211.	**MSCI EAFE Equitable Ins Co- Non Qualified Acct.**	$1,000 or less	Dividend	$50,001 - $100,000	Cash/Market
212.	**Nasdaq 100 Standard Equitable Ins Co- Nonqualified Acct**	$1,000 or less	Dividend	$50,001 - $100,000	Cash/Market
213.	**GE Verona Inc**	$1,000 or less	Dividend	$15,001 - $50,000	Cash/Market
214.	**JNL 6 Russell PerfBstBuffer 10**	$5,001 - $15,000	Interest	$500,001 - $1,000,000	Cash/Market

Transactions	Transaction Type	Transaction Date	Transaction Value
(1).	Buy	May 7, 2025	$500,001 - $1,000,000

VIII. Additional Information or Explanations

	ADDITIONAL INFORMATION OR EXPLANATION
1.	Explanations for Part VII. Investments and Trusts
2.	1. The rental property listed in Part VII, line 196 is located in Translyvania County, North Carolina, USA.
3.	2. Lain Farm listed on line 197
4.	Lain Farm value cost R Annual Rental Income E (This property was purchased in 1981 and is located outside the city limits in Johnson County, Indiana, USA.Life Valuemark II
5.	3. Article 5 Trust consist of lines: 3-20 & 157-183
6.	4. Article 6 Trust consist of lines: 44-61 & 100-155
7.	5. Line 146 Peraton, privately held company not on broker statements. Value of approximately $2.00
8.	8. Line 198 South Carolina State Deferred Compensation Plan and line 199 South Carolina State Retirement Plan are not "self-directed" plans. They both have investments that are directed and managed by the South Carolina's Treasurer's Office. These investments are unknown to the owners of the plans.
9.	Line 213 (GE Verona) were erroneously omitted from the 2024 Financial Disclosure Report.
10.	Line 22 Fidelity Govt. Cash Reserves sold to Nasdeq 100 Standard