Annual, 2025

Financial Disclosure Report (AO Form 10)

Filer's Information
Rice, Walter H.
U.S. District Court - Ohio Southern
Senior District Judge

I certify that all information given above (including information pertaining to my spouse and minor or dependent children, if any) is accurate, true, and complete to the best of my knowledge and belief, and that any information not reported was withheld because it met applicable statutory provisions permitting non-disclosure.

I further certify that earned income from outside employment and honoraria and the acceptance of gifts which have been reported are in compliance with the provisions of 5 U.S.C. Â§ 13141 et. seq., 5 U.S.C. Â§ 7353, and Judicial Conference regulations.

/s/ Rice, Walter H. [electronically signed on Aug 7, 2026 4:00pm by Rice, Walter H. in JEFS]
/s/ Rice, Walter H. [electronically signed on Jun 26, 2026 12:10pm by Rice, Walter H. in JEFS]

I. Positions

	ORGANIZATION/ENTITY NAME	ORGANIZATION/ENTITY TYPE	POSITION HELD
1.	Trust #1	Trust	Trustee
	Additional Explanation: Reportable assets are listed in Part VII.		
2.	Trust #2	Trust	Trustee
	Additional Explanation: Reportable assets are listed in Part VII.		
3.	Building Bridges	Non-Profit	Board of Directors/Vice President
4.	Wright Dunbar, Inc.	Corporation	Trustee
5.	University of Dayton School of Law	University/College	Board of Advisors, Emeritus
6.	Dayton Dialogue on Race Relations	Non-Profit	Chairperson
7.	Ex-Offender Reentry Council	Non-Profit	Co-Chair
8.	American Veterans Heritage Commission	Non-Profit	Vice President
9.	Dayton Dream Center	Non-Profit	Board Member
10.	Cares Justice Institute	Non-Profit	Board Chair/President
11.	Dayton Urban Young Life	Non-Profit	Board Member
12.	Nurturing Community Cultivating Justice	Non-Profit	Board Member

II. Agreements

I do not have any Agreements to report
No entries in this section

III A. Filer Non-Investment Income

I do not have any Filer Non-Investment Income to report
No entries in this section

III B. Spouse Non-Investment Income

SOURCE	DESCRIPTION	HONORARIUM	HONORARIUM AMOUNT	HONORARIUM DATE

	SOURCE	DESCRIPTION	HONORARIUM	HONORARIUM AMOUNT	HONORARIUM DATE
1.	Ohio Public Employees Retirement System	Pension	No	$0.00	

IV. Reimbursements

I do not have any Reimbursements to report
No entries in this section

V. Gifts

I do not have any Gifts to report
No entries in this section

VI. Liabilities

I do not have any Liabilities to report
No entries in this section

VII. Investments and Trusts

	DESCRIPTION	INCOME AMOUNT	INCOME TYPE	GROSS VALUE	VALUE METHOD
1.	**(H) Individual Assets**				
1-A.	Fifth-Third Bank (cash)	$1,000 or less	Interest	$100,001 - $250,000	Cash/Market
1-B.	KeyBank (cash)	$1,000 or less	Interest	$15,001 - $50,000	Cash/Market
2.	**(H) Account #1**				
2-A.	Bank of America (cash)	$1,000 or less	Interest	$15,000 or less	Cash/Market
2-B.	Global X Funds SHS US (PAVE)	$1,000 or less	Dividend	$15,000 or less	Cash/Market
2-C.	Invesco KBW Bank ETF (KBWB)	$1,000 or less	Dividend	$15,000 or less	Cash/Market
2-D.	Ishares Biotechnology (IBB)	$1,000 or less	Dividend	$15,000 or less	Cash/Market
2-E.	IShares Core S&P US Growth ETF (IUSG)	$1,000 or less	Dividend	$15,000 or less	Cash/Market
2-F.	IShares Core S&P US Value ETF (IUSV)	$1,000 or less	Dividend	$15,000 or less	Cash/Market
2-G.	Health Care Select SPDR (XLV)	$1,000 or less	Dividend	$15,000 or less	Cash/Market
2-H.	Sector SPDR Consmrs Stpl (XLP)	$1,000 or less	Dividend	$15,000 or less	Cash/Market
2-I.	Sector SPDR Energy (XLE)	$1,000 or less	Dividend	$15,000 or less	Cash/Market
2-J.	Sector SPDR Industrial (XLI)	$1,000 or less	Dividend	$15,000 or less	Cash/Market
2-K.	Consumer Discretionary SPDR (XLY)	$1,000 or less	Dividend	$15,000 or less	Cash/Market
2-L.	SPDR Comm Services Select Sector (XLC)	$1,000 or less	Dividend	$15,000 or less	Cash/Market
2-M.	Thornburg LTD Term Inc FD CL I (THIIX)	$1,001 - $2,500	Dividend	$50,001 - $100,000	Cash/Market
2-N.	Vaneck Semiconductor ETF (SMH)	$1,000 or less	Dividend	$15,000 or less	Cash/Market
2-O.	Vanguard Financials ETF (VFH)	$1,000 or less	Dividend	$15,000 or less	Cash/Market
2-P.	Vanguard Information Tech (VGT)	$1,000 or less	Dividend	$15,000 or less	Cash/Market
2-Q.	Vanguard Total Bond Mkt Cur Yld (BND)	$1,000 or less	Dividend	$15,001 - $50,000	Cash/Market
2-R.	Vanguard FTSE Developed Markets ETF (VEA)	$1,000 or less	Dividend	$15,000 or less	Cash/Market
3.	**(H) Account #2**				
3-A.	Bank of America (cash)	$1,000 or less	Interest	$15,001 - $50,000	Cash/Market

	DESCRIPTION	INCOME AMOUNT	INCOME TYPE	GROSS VALUE	VALUE METHOD
3-B.	Blackrock Liquidity Fund Fedfund Cl Premier (BUPXX) (cash eq.)	$1,000 or less	Dividend	$15,000 or less	Cash/Market
3-C.	Abbvie Inc Shs (ABBV)	$1,000 or less	Dividend	$15,000 or less	Cash/Market

Transactions	Transaction Type	Transaction Date	Transaction Value
(1).	Buy (add'l)	Feb 19, 2025	$15,000 or less
(2).	Sold (part)	May 16, 2025	$15,000 or less
(3).	Sold (part)	May 19, 2025	$15,000 or less

3-D.	Agnico Eagle Mines LTD (AEM)	$1,001 - $2,500	Dividend,Gain	$15,000 or less	Cash/Market

Transactions	Transaction Type	Transaction Date	Transaction Value
(1).	Sold (part)	May 16, 2025	$15,000 or less
(2).	Sold (part)	May 19, 2025	$15,000 or less
(3).	Sold (part)	May 21, 2025	$15,000 or less

3-E.	Alphabet Inc Shs Cl A (GOOGL)	$2,501 - $5,000	Dividend,Gain	$50,001 - $100,000	Cash/Market

Transactions	Transaction Type	Transaction Date	Transaction Value
(1).	Buy (add'l)	Apr 28, 2025	$15,000 or less
(2).	Sold (part)	Dec 12, 2025	$15,000 or less

3-F.	Amazon Com Inc (AMZN)	$5,001 - $15,000	Gain	$50,001 - $100,000	Cash/Market

Transactions	Transaction Type	Transaction Date	Transaction Value
(1).	Buy (add'l)	Apr 10, 2025	$15,000 or less
(2).	Buy (add'l)	Jun 24, 2025	$15,000 or less
(3).	Buy (add'l)	Oct 14, 2025	$15,000 or less
(4).	Sold (part)	Dec 15, 2025	$15,000 or less

3-G.	American Express Company (AXP)	$1,000 or less	Dividend,Gain	$15,001 - $50,000	Cash/Market

Transactions	Transaction Type	Transaction Date	Transaction Value
(1).	Sold (part)	Jun 24, 2025	$15,000 or less
(2).	Buy (add'l)	Oct 14, 2025	$15,000 or less

3-H.	Amphenol Corp (APH)	$1,000 or less	Dividend,Gain	$15,001 - $50,000	Cash/Market

Transactions	Transaction Type	Transaction Date	Transaction Value
(1).	Sold (part)	Jun 30, 2025	$15,000 or less
(2).	Sold (part)	Jul 1, 2025	$15,000 or less
(3).	Sold (part)	Oct 7, 2025	$15,000 or less

3-I.	Apple Inc (AAPL)	$5,001 - $15,000	Dividend,Gain	$100,001 - $250,000	Cash/Market

Transactions	Transaction Type	Transaction Date	Transaction Value
(1).	Sold (part)	Jan 21, 2025	$15,000 or less
(2).	Sold (part)	Jan 24, 2025	$15,000 or less
(3).	Sold (part)	Apr 10, 2025	$15,000 or less
(4).	Sold (part)	May 28, 2025	$15,000 or less
(5).	Buy (add'l)	Aug 13, 2025	$15,000 or less
(6).	Buy (add'l)	Aug 14, 2025	$15,000 or less
(7).	Buy (add'l)	Oct 14, 2025	$15,000 or less

3-J.	Astrazeneca PLC Spnd Adr (AZN)	$1,000 or less	Dividend	$15,001 - $50,000	Cash/Market

Transactions	Transaction Type	Transaction Date	Transaction Value
(1).	Sold (part)	Feb 24, 2025	$15,000 or less
(2).	Buy (add'l)	Aug 14, 2025	$15,000 or less
(3).	Buy (add'l)	Aug 15, 2025	$15,000 or less
(4).	Sold (part)	Oct 10, 2025	$15,000 or less

3-K.	Bank New York Mellon Corp (BK)	$1,000 or less	Dividend	$15,000 or less	Cash/Market



	DESCRIPTION	INCOME AMOUNT	INCOME TYPE	GROSS VALUE	VALUE METHOD

Transactions	Transaction Type	Transaction Date	Transaction Value
(1).	Buy	Feb 21, 2025	$15,000 or less
(2).	Buy (add'l)	Feb 24, 2025	$15,000 or less
(3).	Buy (add'l)	Feb 25, 2025	$15,000 or less
(4).	Buy (add'l)	Feb 26, 2025	$15,000 or less

3-L. Blackrock Inc (BLK) — $1,000 or less — Dividend,Gain — $15,001 - $50,000 — Cash/Market

Transactions	Transaction Type	Transaction Date	Transaction Value
(1).	Sold (part)	Feb 19, 2025	$15,000 or less
(2).	Buy (add'l)	Oct 8, 2025	$15,000 or less
(3).	Buy (add'l)	Oct 17, 2025	$15,000 or less

3-M. Boston Scientific Corporation (BSX) — $2,501 - $5,000 — Gain — $15,000 or less — Cash/Market

Transactions	Transaction Type	Transaction Date	Transaction Value
(1).	Sold (part)	Apr 10, 2025	$15,000 or less
(2).	Sold (part)	Nov 19, 2025	$15,000 or less
(3).	Sold (part)	Nov 20, 2025	$15,000 or less
(4).	Sold (part)	Nov 21, 2025	$15,000 or less
(5).	Sold (part)	Nov 24, 2025	$15,000 or less

3-N. Broadcom Inc (AVGO) — $2,501 - $5,000 — Dividend,Gain — $15,001 - $50,000 — Cash/Market

Transactions	Transaction Type	Transaction Date	Transaction Value
(1).	Buy (add'l)	Jan 21, 2025	$15,000 or less
(2).	Buy (add'l)	Jan 27, 2025	$15,000 or less
(3).	Buy (add'l)	Mar 14, 2025	$15,000 or less
(4).	Sold (part)	May 16, 2025	$15,000 or less
(5).	Sold (part)	May 20, 2025	$15,000 or less
(6).	Sold (part)	Jun 24, 2025	$15,000 or less
(7).	Buy (add'l)	Jun 27, 2025	$15,000 or less
(8).	Sold (part)	Aug 13, 2025	$15,000 or less
(9).	Sold (part)	Oct 6, 2025	$15,000 or less

3-O. Caterpillar Inc. (CAT) — $1,000 or less — Dividend,Gain — $15,001 - $50,000 — Cash/Market

Transactions	Transaction Type	Transaction Date	Transaction Value
(1).	Sold (part)	Apr 28, 2025	$15,000 or less

3-P. Cencora Inc (COR) — $1,000 or less — Dividend — $15,000 or less — Cash/Market

3-Q. Conocophillips (COP) — $1,000 or less — Dividend — $15,000 or less — Cash/Market

Transactions	Transaction Type	Transaction Date	Transaction Value
(1).	Sold (part)	Feb 19, 2025	$15,000 or less
(2).	Buy (add'l)	May 20, 2025	$15,000 or less

3-R. Consolidated Edison Inc (ED) — $1,001 - $2,500 — Dividend,Gain

Transactions	Transaction Type	Transaction Date	Transaction Value
(1).	Sold (part)	Apr 28, 2025	$15,000 or less
(2).	Sold (part)	Apr 29, 2025	$15,000 or less
(3).	Buy (add'l)	Aug 14, 2025	$15,000 or less
(4).	Buy (add'l)	Aug 15, 2025	$15,000 or less
(5).	Sold (part)	Aug 19, 2025	$15,000 or less
(6).	Sold (part)	Aug 20, 2025	$15,000 or less
(7).	Sold (part)	Aug 27, 2025	$15,000 or less
(8).	Sold (part)	Sep 2, 2025	$15,000 or less
(9).	Sold	Sep 3, 2025	$15,000 or less

3-S. Costco Wholesale Crp Del (COST) — $2,501 - $5,000 — Dividend,Gain — $15,001 - $50,000 — Cash/Market



	DESCRIPTION	INCOME AMOUNT	INCOME TYPE	GROSS VALUE	VALUE METHOD

Transactions	Transaction Type	Transaction Date	Transaction Value
(1).	Sold (part)	Feb 19, 2025	$15,000 or less
(2).	Sold (part)	Feb 24, 2025	$15,000 or less
(3).	Sold (part)	Oct 6, 2025	$15,000 or less
(4).	Buy (add'l)	Oct 14, 2025	$15,000 or less

3-T.	CSX Corp (CSX)	$1,000 or less	Dividend	$15,000 or less	Cash/Market

Transactions	Transaction Type	Transaction Date	Transaction Value
(1).	Buy	Aug 14, 2025	$15,000 or less
(2).	Buy (add'l)	Aug 15, 2025	$15,000 or less
(3).	Buy (add'l)	Aug 18, 2025	$15,000 or less
(4).	Buy (add'l)	Aug 19, 2025	$15,000 or less
(5).	Buy (add'l)	Aug 20, 2025	$15,000 or less
(6).	Buy (add'l)	Sep 4, 2025	$15,000 or less

3-U.	Dell Technologies Inc (DELL)	$1,000 or less	Dividend	$15,000 or less	Cash/Market

Transactions	Transaction Type	Transaction Date	Transaction Value
(1).	Buy	Oct 7, 2025	$15,000 or less
(2).	Buy (add'l)	Oct 8, 2025	$15,000 or less
(3).	Buy (add'l)	Oct 14, 2025	$15,000 or less
(4).	Buy (add'l)	Oct 21, 2025	$15,000 or less
(5).	Buy (add'l)	Oct 28, 2025	$15,000 or less
(6).	Buy (add'l)	Oct 29, 2025	$15,000 or less

3-V.	Dicks Sporting Goods Inc (DKS)	$1,000 or less	Dividend	$15,000 or less	Cash/Market

Transactions	Transaction Type	Transaction Date	Transaction Value
(1).	Buy	Aug 27, 2025	$15,000 or less
(2).	Buy (add'l)	Aug 28, 2025	$15,000 or less

3-W.	D.R. Horton Inc (DHI)	$1,000 or less	Dividend		

Transactions	Transaction Type	Transaction Date	Transaction Value
(1).	Sold (part)	Feb 24, 2025	$15,000 or less
(2).	Sold	Feb 25, 2025	$15,000 or less

3-X.	Doordash Inc (DASH)	$1,000 or less	Dividend,Gain	$15,000 or less	Cash/Market

Transactions	Transaction Type	Transaction Date	Transaction Value
(1).	Buy	May 20, 2025	$15,000 or less
(2).	Buy (add'l)	May 21, 2025	$15,000 or less
(3).	Buy (add'l)	Jun 24, 2025	$15,000 or less
(4).	Buy (add'l)	Jun 25, 2025	$15,000 or less
(5).	Sold (part)	Aug 13, 2025	$15,000 or less
(6).	Sold (part)	Oct 10, 2025	$15,000 or less
(7).	Sold (part)	Oct 13, 2025	$15,000 or less
(8).	Buy (add'l)	Dec 15, 2025	$15,000 or less

3-Y.	Eli Lilly & Co (LLY)	$2,501 - $5,000	Dividend	$50,001 - $100,000	Cash/Market

Transactions	Transaction Type	Transaction Date	Transaction Value
(1).	Buy (add'l)	Feb 19, 2025	$15,000 or less
(2).	Sold (part)	Mar 14, 2025	$15,000 or less
(3).	Sold (part)	May 20, 2025	$15,000 or less
(4).	Buy (add'l)	Aug 14, 2025	$15,000 or less
(5).	Sold (part)	Dec 12, 2025	$15,000 or less

3-Z.	Entergy Corp New (ETR)	$1,000 or less	Dividend,Gain	$15,000 or less	Cash/Market

Transactions	Transaction Type	Transaction Date	Transaction Value
(1).	Sold (part)	Apr 10, 2025	$15,000 or less

3-AA.	Exxon Mobil Corp (XOM)	$2,501 - $5,000	Dividend,Gain	$15,001 - $50,000	Cash/Market



	DESCRIPTION	INCOME AMOUNT	INCOME TYPE	GROSS VALUE	VALUE METHOD

Transactions	Transaction Type	Transaction Date	Transaction Value
(1).	Buy (add'l)	Jan 22, 2025	$15,000 or less
(2).	Sold (part)	Aug 13, 2025	$15,000 or less

3-AB. Ferrari NV (RACE) — $1,000 or less — Dividend — $15,000 or less — Cash/Market

3-AC. Fifth Third Bancorp (FITB) — $1,000 or less — Dividend, — $15,001 - $50,000 — Cash/Market

Transactions	Transaction Type	Transaction Date	Transaction Value
(1).	Buy (add'l)	Jun 24, 2025	$15,000 or less

3-AD. Freeport Mcmoran Inc (FCX) — $1,000 or less — Dividend — $15,000 or less — Cash/Market

3-AE. Gilead Sciences Inc Com (GILD) — $1,000 or less — Dividend,Gain — $15,001 - $50,000 — Cash/Market

Transactions	Transaction Type	Transaction Date	Transaction Value
(1).	Sold (part)	Aug 13, 2025	$15,000 or less
(2).	Buy (add'l)	Oct 14, 2025	$15,000 or less

3-AF. Goldman Sachs Group Inc (GS) — $1,000 or less — Dividend — $15,001 - $50,000 — Cash/Market

Transactions	Transaction Type	Transaction Date	Transaction Value
(1).	Buy	Jun 27, 2025	$15,000 or less
(2).	Buy (add'l)	Jun 30, 2025	$15,000 or less
(3).	Buy (add'l)	Jul 1, 2025	$15,000 or less
(4).	Buy (add'l)	Jul 2, 2025	$15,000 or less
(5).	Buy (add'l)	Oct 14, 2025	$15,000 or less

3-AG. Hewlett Packard Enterprise (HPE) — None — $15,000 or less — Cash/Market

Transactions	Transaction Type	Transaction Date	Transaction Value
(1).	Buy	Oct 15, 2025	$15,000 or less
(2).	Buy (add'l)	Oct 16, 2025	$15,000 or less
(3).	Buy (add'l)	Oct 17, 2025	$15,000 or less
(4).	Buy (add'l)	Oct 20, 2025	$15,000 or less

3-AH. HCA Healthcare, Inc. (HCA) — $2,501 - $5,000 — Dividend,Gain

Transactions	Transaction Type	Transaction Date	Transaction Value
(1).	Buy (add'l)	Feb 24, 2025	$15,000 or less
(2).	Sold (part)	Jun 24, 2025	$15,000 or less
(3).	Sold (part)	Aug 13, 2025	$15,000 or less
(4).	Sold (part)	Oct 10, 2025	$15,000 or less
(5).	Sold (part)	Oct 14, 2025	$15,000 or less
(6).	Sold	Oct 15, 2025	$15,000 or less

Additional Explanation: The previously reported partial sale is amended herein.

3-AI. Hilton Worldwide (HLT) — $1,000 or less — Dividend,Gain — $15,000 or less — Cash/Market

Transactions	Transaction Type	Transaction Date	Transaction Value
(1).	Sold (part)	Apr 10, 2025	$15,000 or less

3-AJ. Home Depot Inc (HD) — $1,000 or less — Dividend,Gain — $15,001 - $50,000 — Cash/Market

Transactions	Transaction Type	Transaction Date	Transaction Value
(1).	Sold (part)	Apr 10, 2025	$15,000 or less
(2).	Buy (add'l)	Jun 24, 2025	$15,000 or less
(3).	Buy (add'l)	Nov 26, 2025	$15,000 or less

3-AK. Honeywell Intl Inc Del (HON) — $1,000 or less — Dividend

Transactions	Transaction Type	Transaction Date	Transaction Value
(1).	Sold (part)	Aug 12, 2025	$15,000 or less
(2).	Sold	Aug 13, 2025	$15,000 or less

3-AL. Howmet Aerospace Inc (HWM) — $1,000 or less — Dividend,Gain — $15,000 or less — Cash/Market

ADMINISTRATIVE OFFICE OF THE UNITED STATES COURTS

	DESCRIPTION	INCOME AMOUNT	INCOME TYPE	GROSS VALUE	VALUE METHOD

Transactions	Transaction Type	Transaction Date	Transaction Value
(1).	Sold (part)	Apr 10, 2025	$15,000 or less
(2).	Sold (part)	May 16, 2025	$15,000 or less

3-AM.	Interactive Brokers Group (IBKR)	$1,001 - $2,500	Dividend,Gain	$15,000 or less	Cash/Market

Transactions	Transaction Type	Transaction Date	Transaction Value
(1).	Buy (add'l)	Jan 27, 2025	$15,000 or less
(2).	Sold (part)	Mar 14, 2025	$15,000 or less
(3).	Sold (part)	May 20, 2025	$15,000 or less
(4).	Sold (part)	Jun 24, 2025	$15,000 or less
(5).	Sold (part)	Aug 13, 2025	$15,000 or less
(6).	Sold (part)	Dec 12, 2025	$15,000 or less
(7).	Sold (part)	Dec 15, 2025	$15,000 or less

3-AN.	Intercontinental Exchange Inc (ICE)	$1,000 or less	Dividend		

Transactions	Transaction Type	Transaction Date	Transaction Value
(1).	Sold (part)	Oct 15, 2025	$15,000 or less
(2).	Sold (part)	Oct 20, 2025	$15,000 or less
(3).	Sold (part)	Oct 21, 2025	$15,000 or less
(4).	Sold (part)	Oct 22, 2025	$15,000 or less
(5).	Sold	Oct 23, 2025	$15,000 or less

3-AO.	International Business Machines Corporation (IBM)	$1,000 or less	Dividend,Gain	$15,001 - $50,000	Cash/Market

Transactions	Transaction Type	Transaction Date	Transaction Value
(1).	Sold (part)	Mar 14, 2025	$15,000 or less

3-AP.	Johnson Controls Inter (JCI)	$1,000 or less	Dividend	$15,000 or less	Cash/Market
3-AQ.	JPMorgan Chase & Co (JPM)	$1,001 - $2,500	Dividend,Gain	$50,001 - $100,000	Cash/Market

Transactions	Transaction Type	Transaction Date	Transaction Value
(1).	Buy (add'l)	Apr 28, 2025	$15,000 or less
(2).	Sold (part)	Aug 13, 2025	$15,000 or less

3-AR.	Live Nation Ent Inc (LYV)		None	$15,000 or less	Cash/Market

Transactions	Transaction Type	Transaction Date	Transaction Value
(1).	Buy (add'l)	May 22, 2025	$15,000 or less

3-AS.	Martin Marietta Matls (MLM)	$1,000 or less	Dividend	$15,000 or less	Cash/Market

Transactions	Transaction Type	Transaction Date	Transaction Value
(1).	Buy (add'l)	May 22, 2025	$15,000 or less

3-AT.	McDonalds Corp. (MCD)	$1,000 or less	Dividend,Gain		

Transactions	Transaction Type	Transaction Date	Transaction Value
(1).	Sold (part)	Jan 22, 2025	$15,000 or less
(2).	Sold (part)	Jun 27, 2025	$15,000 or less
(3).	Sold	Jun 30, 2025	$15,000 or less

3-AU.	Meta Platforms Inc (META)	$1,000 or less	Dividend	$15,001 - $50,000	Cash/Market

Transactions	Transaction Type	Transaction Date	Transaction Value
(1).	Buy (add'l)	Feb 24, 2025	$15,000 or less
(2).	Buy (add'l)	Jun 27, 2025	$15,000 or less
(3).	Buy (add'l)	Jun 30, 2025	$15,000 or less
(4).	Buy (add'l)	Aug 14, 2025	$15,000 or less
(5).	Buy (add'l)	Sep 2, 2025	$15,000 or less
(6).	Buy (add'l)	Oct 7, 2025	$15,000 or less

3-AV.	Micron Technology Inc (MU)	$1,000 or less	Dividend,Gain	$15,000 or less	Cash/Market



	DESCRIPTION	INCOME AMOUNT	INCOME TYPE	GROSS VALUE	VALUE METHOD

Transactions	Transaction Type	Transaction Date	Transaction Value
(1).	Sold (part)	Jan 21, 2025	$15,000 or less
(2).	Sold (part)	Feb 24, 2025	$15,000 or less
(3).	Sold (part)	Oct 10, 2025	$15,000 or less
(4).	Sold (part)	Dec 12, 2025	$15,000 or less

3-AW.	Microsoft Corp (MSFT)	$1,001 - $2,500	Dividend,Gain	$100,001 - $250,000	Cash/Market

Transactions	Transaction Type	Transaction Date	Transaction Value
(1).	Buy (add'l)	May 20, 2025	$15,000 or less
(2).	Sold (part)	May 28, 2025	$15,000 or less
(3).	Buy (add'l)	Aug 13, 2025	$15,000 or less
(4).	Buy (add'l)	Aug 14, 2025	$15,000 or less

3-AX.	Netflix Com Inc (NFLX)		None	$15,000 or less	Cash/Market
3-AY.	Nvidia Corporation (NVDA)	$5,001 - $15,000	Dividend,Gain	$100,001 - $250,000	Cash/Market

Transactions	Transaction Type	Transaction Date	Transaction Value
(1).	Sold (part)	Feb 24, 2025	$15,000 or less
(2).	Sold (part)	May 28, 2025	$15,000 or less
(3).	Sold (part)	Jun 27, 2025	$15,000 or less
(4).	Sold (part)	Aug 12, 2025	$15,000 or less
(5).	Sold (part)	Aug 13, 2025	$15,000 or less

3-AZ.	Palo Alto Networks Inc (PANW)	$1,001 - $2,500	Dividend,Gain	$15,001 - $50,000	Cash/Market

Transactions	Transaction Type	Transaction Date	Transaction Value
(1).	Sold (part)	Aug 13, 2025	$15,000 or less
(2).	Buy (add'l)	Oct 8, 2025	$15,000 or less

3-BA.	Parker Hannifin Corp (PH)	$1,000 or less	Dividend,	$15,001 - $50,000	Cash/Market
3-BB.	Principal Financial GRP (PFG)	$1,000 or less	Gain		

Transactions	Transaction Type	Transaction Date	Transaction Value
(1).	Sold (part)	Jan 22, 2025	$15,000 or less
(2).	Sold (part)	Jan 23, 2025	$15,000 or less
(3).	Sold (part)	Jan 24, 2025	$15,000 or less
(4).	Sold	Jan 28, 2025	$15,000 or less

3-BC.	Procter & Gamble Co (PG)	$1,000 or less	Dividend	$15,000 or less	Cash/Market
3-BD.	Progressive Corp Ohio (PGR)	$1,001 - $2,500	Dividend,Gain	$15,001 - $50,000	Cash/Market

Transactions	Transaction Type	Transaction Date	Transaction Value
(1).	Buy (add'l)	Feb 24, 2025	$15,000 or less
(2).	Buy (add'l)	Feb 25, 2025	$15,000 or less
(3).	Sold (part)	Jun 27, 2025	$15,000 or less
(4).	Sold (part)	Jun 30, 2025	$15,000 or less

3-BE.	Prologis Inc (PLD)	$1,000 or less	Dividend		

Transactions	Transaction Type	Transaction Date	Transaction Value
(1).	Sold (part)	Apr 10, 2025	$15,000 or less
(2).	Sold (part)	Apr 11, 2025	$15,000 or less
(3).	Sold	Apr 14, 2025	$15,000 or less

3-BF.	Ross Stores, Inc. (ROST)	$1,000 or less	Dividend	$15,001 - $50,000	Cash/Market
3-BG.	RTX Corp (RTX)	$1,001 - $2,500	Dividend,Gain	$15,001 - $50,000	Cash/Market



	DESCRIPTION	INCOME AMOUNT	INCOME TYPE	GROSS VALUE	VALUE METHOD

Transactions	Transaction Type	Transaction Date	Transaction Value
(1).	Buy (add'l)	Feb 24, 2025	$15,000 or less
(2).	Buy (add'l)	Feb 25, 2025	$15,000 or less
(3).	Buy (add'l)	Mar 14, 2025	$15,000 or less
(4).	Sold (part)	Aug 13, 2025	$15,000 or less
(5).	Sold (part)	Oct 10, 2025	$15,000 or less
(6).	Sold (part)	Oct 13, 2025	$15,000 or less

3-BH.	S&P Global Inc. (SPGI)	$1,000 or less	Dividend	$15,000 or less	Cash/Market

Transactions	Transaction Type	Transaction Date	Transaction Value
(1).	Sold (part)	Oct 6, 2025	$15,000 or less

3-BI.	Schlumberger LTD (SLB)	$1,000 or less	Dividend		

Transactions	Transaction Type	Transaction Date	Transaction Value
(1).	Sold	Apr 10, 2025	$15,000 or less

3-BJ.	Seagate Tech Hldgs Pub (STX)	$5,001 - $15,000	Dividend,Gain	$15,000 or less	Cash/Market

Transactions	Transaction Type	Transaction Date	Transaction Value
(1).	Sold (part)	Jan 21, 2025	$15,000 or less
(2).	Buy (add'l)	May 20, 2025	$15,000 or less
(3).	Sold (part)	Jun 24, 2025	$15,000 or less
(4).	Sold (part)	Oct 10, 2025	$15,000 or less
(5).	Sold (part)	Oct 13, 2025	$15,000 or less
(6).	Sold (part)	Oct 14, 2025	$15,000 or less
(7).	Sold (part)	Oct 15, 2025	$15,000 or less
(8).	Sold (part)	Dec 12, 2025	$15,000 or less

3-BK.	Servicenow Inc (NOW)	$2,501 - $5,000	Gain		

Transactions	Transaction Type	Transaction Date	Transaction Value
(1).	Buy (add'l)	May 16, 2025	$15,000 or less
(2).	Sold (part)	Jun 30, 2025	$15,000 or less
(3).	Sold (part)	Aug 12, 2025	$15,000 or less
(4).	Sold (part)	Aug 13, 2025	$15,000 or less
(5).	Sold	Aug 15, 2025	$15,000 or less

3-BL.	Stryker Corp (SYK)	$1,000 or less	Dividend	$15,001 - $50,000	Cash/Market

Transactions	Transaction Type	Transaction Date	Transaction Value
(1).	Buy (add'l)	Dec 15, 2025	$15,000 or less
(2).	Buy (add'l)	Dec 16, 2025	$15,000 or less
(3).	Buy (add'l)	Dec 17, 2025	$15,000 or less

3-BM.	Tesla Inc (TSLA)	$2,501 - $5,000	Gain	$15,001 - $50,000	Cash/Market

Transactions	Transaction Type	Transaction Date	Transaction Value
(1).	Sold (part)	Jan 22, 2025	$15,000 or less
(2).	Sold (part)	Jan 27, 2025	$15,000 or less
(3).	Buy (add'l)	Feb 24, 2025	$15,000 or less
(4).	Sold (part)	Mar 14, 2025	$15,000 or less
(5).	Buy (add'l)	Nov 24, 2025	$15,000 or less

3-BN.	Thermo Fisher Scientific (TMO)		None	$15,000 or less	Cash/Market

Transactions	Transaction Type	Transaction Date	Transaction Value
(1).	Buy	Aug 19, 2025	$15,000 or less
(2).	Buy (add'l)	Aug 21, 2025	$15,000 or less
(3).	Buy (add'l)	Oct 7, 2025	$15,000 or less
(4).	Buy (add'l)	Oct 8, 2025	$15,000 or less

3-BO.	Texas Instruments (TXN)	$1,000 or less	Dividend		

ADMINISTRATIVE OFFICE OF THE UNITED STATES COURTS

DESCRIPTION	INCOME AMOUNT	INCOME TYPE	GROSS VALUE	VALUE METHOD

Transactions	Transaction Type	Transaction Date	Transaction Value
(1).	Buy (add'l)	Feb 24, 2025	$15,000 or less
(2).	Sold (part)	Oct 13, 2025	$15,000 or less
(3).	Sold	Oct 14, 2025	$15,000 or less

3-BP. TJX Cos Inc New (TJX) — $1,000 or less — Dividend — $15,000 or less — Cash/Market

3-BQ. TPG Inc Res Shs Cl A (TPG) — $1,000 or less — Dividend — $15,000 or less — Cash/Market

Transactions	Transaction Type	Transaction Date	Transaction Value
(1).	Buy (add'l)	Aug 15, 2025	$15,000 or less

3-BR. Union Pacific Corp (UNP) — $1,000 or less — Dividend — $15,000 or less — Cash/Market

Transactions	Transaction Type	Transaction Date	Transaction Value
(1).	Buy (add'l)	Apr 10, 2025	$15,000 or less
(2).	Buy (add'l)	Apr 11, 2025	$15,000 or less

3-BS. United Rentals, Inc. (URI) — $1,001 - $2,500 — Dividend,Gain

Transactions	Transaction Type	Transaction Date	Transaction Value
(1).	Sold (part)	Apr 10, 2025	$15,000 or less
(2).	Sold (part)	Apr 11, 2025	$15,000 or less
(3).	Sold	Apr 15, 2025	$15,000 or less

3-BT. UnitedHealth Group Inc (UNH) — $1,000 or less — Dividend

Transactions	Transaction Type	Transaction Date	Transaction Value
(1).	Buy (add'l)	Apr 10, 2025	$15,000 or less
(2).	Buy (add'l)	Apr 11, 2025	$15,000 or less
(3).	Sold (part)	May 16, 2025	$15,000 or less
(4).	Sold	May 20, 2025	$15,000 or less

3-BU. Verizon Communications Com (VZ) — $1,000 or less — Dividend — $15,000 or less — Cash/Market

Transactions	Transaction Type	Transaction Date	Transaction Value
(1).	Buy	Apr 10, 2025	$15,000 or less
(2).	Buy (add'l)	Apr 11, 2025	$15,000 or less
(3).	Buy (add'l)	Apr 14, 2025	$15,000 or less
(4).	Buy (add'l)	Apr 15, 2025	$15,000 or less
(5).	Buy (add'l)	Apr 16, 2025	$15,000 or less

3-BV. Vertiv Hldg Co (VRT) — $1,001 - $2,500 — Dividend,Gain — $15,000 or less — Cash/Market

Transactions	Transaction Type	Transaction Date	Transaction Value
(1).	Sold (part)	Jan 27, 2025	$15,000 or less
(2).	Sold (part)	Feb 24, 2025	$15,000 or less
(3).	Buy (add'l)	Apr 28, 2025	$15,000 or less
(4).	Buy (add'l)	Apr 29, 2025	$15,000 or less
(5).	Sold (part)	Jun 24, 2025	$15,000 or less

3-BW. Visa Inc Cl A Shrs (V) — $1,000 or less — Dividend,Gain — $15,001 - $50,000 — Cash/Market

Transactions	Transaction Type	Transaction Date	Transaction Value
(1).	Sold (part)	Jun 27, 2025	$15,000 or less
(2).	Buy (add'l)	Nov 26, 2025	$15,000 or less

3-BX. Walmart Inc (WMT) — $1,000 or less — Dividend, — $15,001 - $50,000 — Cash/Market

Transactions	Transaction Type	Transaction Date	Transaction Value
(1).	Sold (part)	Oct 6, 2025	$15,000 or less
(2).	Sold (part)	Oct 7, 2025	$15,000 or less

3-BY. Waste Connections Inc (WCN) — $1,000 or less — Dividend,Gain — $15,001 - $50,000 — Cash/Market

Transactions	Transaction Type	Transaction Date	Transaction Value
(1).	Sold (part)	Aug 13, 2025	$15,000 or less

3-BZ. Wells Fargo & Co (WFC) — $1,000 or less — Dividend, — $15,001 - $50,000 — Cash/Market

ADMINISTRATIVE OFFICE OF THE UNITED STATES COURTS

	DESCRIPTION	INCOME AMOUNT	INCOME TYPE	GROSS VALUE	VALUE METHOD

Transactions	Transaction Type	Transaction Date	Transaction Value
(1).	Buy	Jan 21, 2025	$15,000 or less
(2).	Buy (add'l)	Jan 22, 2025	$15,000 or less
(3).	Buy (add'l)	Jan 23, 2025	$15,000 or less
(4).	Buy (add'l)	Jan 24, 2025	$15,000 or less
(5).	Buy (add'l)	Jan 27, 2025	$15,000 or less
(6).	Buy (add'l)	Jan 28, 2025	$15,000 or less

3-CA.	Welltower Inc (WELL)	$1,000 or less	Dividend,Gain	$15,001 - $50,000	Cash/Market

Transactions	Transaction Type	Transaction Date	Transaction Value
(1).	Sold (part)	Feb 24, 2025	$15,000 or less

3-CB.	Williams Companies Del (WMB)	$1,000 or less	Dividend	$15,001 - $50,000	Cash/Market

Transactions	Transaction Type	Transaction Date	Transaction Value
(1).	Buy (add'l)	Dec 15, 2025	$15,000 or less
(2).	Buy (add'l)	Dec 16, 2025	$15,000 or less
(3).	Buy (add'l)	Dec 17, 2025	$15,000 or less

3-CC.	Workday Inc (WDAY)		None	$15,001 - $50,000	Cash/Market

Transactions	Transaction Type	Transaction Date	Transaction Value
(1).	Buy	Mar 14, 2025	$15,000 or less
(2).	Buy (add'l)	Mar 17, 2025	$15,000 or less
(3).	Buy (add'l)	Mar 18, 2025	$15,000 or less
(4).	Buy (add'l)	Mar 19, 2025	$15,000 or less
(5).	Buy (add'l)	Oct 14, 2025	$15,000 or less
(6).	Buy (add'l)	Dec 15, 2025	$15,000 or less

3-CD.	Western Digital Corp (WDC)	$5,001 - $15,000	Dividend,Gain	$15,000 or less	Cash/Market

Transactions	Transaction Type	Transaction Date	Transaction Value
(1).	Buy (add'l)	Apr 11, 2025	$15,000 or less
(2).	Sold (part)	Oct 6, 2025	$15,000 or less
(3).	Sold (part)	Oct 7, 2025	$15,000 or less
(4).	Sold (part)	Oct 8, 2025	$15,000 or less
(5).	Sold (part)	Oct 13, 2025	$15,000 or less
(6).	Sold (part)	Oct 14, 2025	$15,000 or less
(7).	Sold (part)	Oct 15, 2025	$15,000 or less
(8).	Sold (part)	Nov 4, 2025	$15,000 or less
(9).	Sold (part)	Nov 19, 2025	$15,000 or less
(10).	Sold (part)	Nov 20, 2025	$15,000 or less
(11).	Sold (part)	Nov 21, 2025	$15,000 or less

3-CE.	Xcel Energy Inc (XEL)	$1,000 or less	Dividend	$15,001 - $50,000	Cash/Market

Transactions	Transaction Type	Transaction Date	Transaction Value
(1).	Buy (add'l)	Oct 14, 2025	$15,000 or less
(2).	Buy (add'l)	Dec 15, 2025	$15,000 or less
(3).	Buy (add'l)	Dec 16, 2025	$15,000 or less
(4).	Buy (add'l)	Dec 17, 2025	$15,000 or less

3-CF.	Zoetis Inc (ZTS)	$1,000 or less	Dividend,Gain		

Transactions	Transaction Type	Transaction Date	Transaction Value
(1).	Sold (part)	Jan 22, 2025	$15,000 or less
(2).	Sold (part)	Feb 19, 2025	$15,000 or less
(3).	Sold (part)	Feb 20, 2025	$15,000 or less
(4).	Sold (part)	Feb 21, 2025	$15,000 or less
(5).	Sold	Aug 13, 2025	$15,000 or less

3-CG.	Fidelity MSCI Utilities Index (FUTY)	$1,000 or less	Dividend	$15,000 or less	Cash/Market



	DESCRIPTION	INCOME AMOUNT	INCOME TYPE	GROSS VALUE	VALUE METHOD
3-CH.	First Trust Cloud Comp ETF (SKYY)	$1,001 - $2,500	Gain		

Transactions	Transaction Type	Transaction Date	Transaction Value
(1).	Sold (part)	Jan 15, 2025	$15,000 or less
(2).	Sold	Aug 13, 2025	$15,000 or less

3-CI.	First Tr Nasdaq (CIBR)	$1,000 or less	Dividend,	$15,000 or less	Cash/Market

Transactions	Transaction Type	Transaction Date	Transaction Value
(1).	Buy	Aug 12, 2025	$15,000 or less

3-CJ.	Global X Funds Shs US ETF (PAVE)	$1,000 or less	Dividend	$15,001 - $50,000	Cash/Market

Transactions	Transaction Type	Transaction Date	Transaction Value
(1).	Buy (add'l)	Aug 13, 2025	$15,000 or less

3-CK.	Invesco Areospace and Defense ETF (PPA)	$1,000 or less	Dividend	$15,001 - $50,000	Cash/Market

Transactions	Transaction Type	Transaction Date	Transaction Value
(1).	Buy (add'l)	Mar 13, 2025	$15,000 or less

3-CL.	Invesco KBW Bank ETF (KBWB)	$1,000 or less	Dividend	$15,000 or less	Cash/Market

Transactions	Transaction Type	Transaction Date	Transaction Value
(1).	Buy (add'l)	Jan 16, 2025	$15,000 or less
(2).	Buy (add'l)	Mar 13, 2025	$15,000 or less
(3).	Buy (add'l)	Aug 13, 2025	$15,000 or less

3-CM.	iShares Biotechnology ETF (IBB)	$1,000 or less	Dividend	$15,000 or less	Cash/Market

Transactions	Transaction Type	Transaction Date	Transaction Value
(1).	Sold (part)	Jan 15, 2025	$15,000 or less
(2).	Buy (add'l)	May 28, 2025	$15,000 or less
(3).	Sold (part)	Aug 13, 2025	$15,000 or less

3-CN.	iShares U.S. Home Construction ETF (ITB)	$1,000 or less	Dividend,Gain	$15,000 or less	Cash/Market

Transactions	Transaction Type	Transaction Date	Transaction Value
(1).	Sold (part)	Jan 15, 2025	$15,000 or less

3-CO.	iShares S&P Small Cap 600 Growth (IJT)	$1,000 or less	Dividend	$15,000 or less	Cash/Market

Transactions	Transaction Type	Transaction Date	Transaction Value
(1).	Buy (add'l)	May 28, 2025	$15,000 or less

3-CP.	iShares S&P Small Cap 600 Value (IJS)	$1,000 or less	Dividend	$15,000 or less	Cash/Market

Transactions	Transaction Type	Transaction Date	Transaction Value
(1).	Buy (add'l)	May 28, 2025	$15,000 or less

3-CQ.	iShares Core S&P US Growth ETF (IUSG)	$2,501 - $5,000	Dividend,Gain	$100,001 - $250,000	Cash/Market

Transactions	Transaction Type	Transaction Date	Transaction Value
(1).	Sold (part)	May 27, 2025	$15,000 or less

3-CR.	iShares Core S&P US Value ETF (IUSV)	$1,001 - $2,500	Dividend	$100,001 - $250,000	Cash/Market

Transactions	Transaction Type	Transaction Date	Transaction Value
(1).	Buy (add'l)	May 28, 2025	$15,000 or less

3-CS.	iShares TR U.S. Infrastructure ETF (IFRA)	$1,000 or less	Dividend	$15,000 or less	Cash/Market
3-CT.	Real Estate Select Sector SPDR Fd SHS (XLRE)	$1,000 or less	Dividend	$15,000 or less	Cash/Market
3-CU.	Health Care Select SPDR (XLV)	$2,501 - $5,000	Dividend,Gain	$15,001 - $50,000	Cash/Market

Transactions	Transaction Type	Transaction Date	Transaction Value
(1).	Sold (part)	Jan 15, 2025	$15,000 or less
(2).	Sold (part)	Mar 12, 2025	$15,000 or less
(3).	Buy (add'l)	May 28, 2025	$15,000 or less
(4).	Sold (part)	Aug 12, 2025	$15,000 or less

3-CV.	Sector SPDR Energy (XLE)	$1,000 or less	Dividend,Gain	$15,000 or less	Cash/Market



	DESCRIPTION	INCOME AMOUNT	INCOME TYPE	GROSS VALUE	VALUE METHOD

Transactions	Transaction Type	Transaction Date	Transaction Value
(1).	Buy (add'l)	May 28, 2025	$15,000 or less
(2).	Sold (part)	Aug 12, 2025	$15,000 or less

3-CW.	SPDR Financial Sector (XLF)	$1,000 or less	Dividend	$50,001 - $100,000	Cash/Market

Transactions	Transaction Type	Transaction Date	Transaction Value
(1).	Buy (add'l)	Aug 13, 2025	$15,000 or less

3-CX.	Consumer Discretionary SPDR (XLY)	$1,001 - $2,500	Dividend,Gain	$50,001 - $100,000	Cash/Market

Transactions	Transaction Type	Transaction Date	Transaction Value
(1).	Buy (add'l)	Jan 16, 2025	$15,000 or less
(2).	Sold (part)	May 27, 2025	$15,000 or less
(3).	Buy (add'l)	Aug 13, 2025	$15,000 or less

3-CY.	SPDR Comm Services Select (XLC)	$1,001 - $2,500	Dividend,Gain	$50,001 - $100,000	Cash/Market

Transactions	Transaction Type	Transaction Date	Transaction Value
(1).	Sold (part)	Mar 12, 2025	$15,000 or less
(2).	Buy (add'l)	May 28, 2025	$15,000 or less
(3).	Buy (add'l)	Aug 13, 2025	$15,000 or less

3-CZ.	Vaneck Semiconductor ETF (SMH)	$1,001 - $2,500	Dividend,Gain	$50,001 - $100,000	Cash/Market

Transactions	Transaction Type	Transaction Date	Transaction Value
(1).	Buy (add'l)	Jan 16, 2025	$15,000 or less
(2).	Sold (part)	Mar 12, 2025	$15,000 or less
(3).	Buy (add'l)	May 28, 2025	$15,000 or less
(4).	Sold (part)	Aug 13, 2025	$15,000 or less

3-DA.	Vanguard Materials (VAW)	$1,000 or less	Dividend,Gain	$15,000 or less	Cash/Market

Transactions	Transaction Type	Transaction Date	Transaction Value
(1).	Sold (part)	Jan 15, 2025	$15,000 or less

3-DB.	Vanguard Information Tech (VGT)	$2,501 - $5,000	Dividend,Gain	$100,001 - $250,000	Cash/Market

Transactions	Transaction Type	Transaction Date	Transaction Value
(1).	Buy (add'l)	Jan 16, 2025	$15,000 or less
(2).	Sold (part)	Mar 12, 2025	$15,000 or less
(3).	Sold (part)	May 27, 2025	$15,000 or less
(4).	Buy (add'l)	Aug 13, 2025	$15,000 or less

3-DC.	Vanguard Industrial (VIS)	$1,001 - $2,500	Dividend,Gain	$15,001 - $50,000	Cash/Market

Transactions	Transaction Type	Transaction Date	Transaction Value
(1).	Sold (part)	Mar 12, 2025	$15,000 or less
(2).	Buy (add'l)	Aug 13, 2025	$15,000 or less

3-DD.	Vanguard FTSE Developed Markets ETF (VEA)	$5,001 - $15,000	Dividend,Gain	$100,001 - $250,000	Cash/Market

Transactions	Transaction Type	Transaction Date	Transaction Value
(1).	Sold (part)	May 27, 2025	$15,000 or less

4.	**(H) Account #3**				
4-A.	Bank of America (cash)	$1,001 - $2,500	Interest	$100,001 - $250,000	Cash/Market
4-B.	Chicago Ill O Hare Intl 5% Municipal Bond **Additional Explanation**: Redeemed on 01/02/25 for $15,000-$50,000.	$1,001 - $2,500	Interest		
4-C.	Honolulu HI City & County Wastewater **Additional Explanation**: Redeemed on 07/01/25 for $50,000- $100,000.	$1,001 - $2,500	Interest		
4-D.	New York St Dorm Auth 5% Municipal Bond	$1,001 - $2,500	Interest	$50,001 - $100,000	Cash/Market
4-E.	Sioux Falls SD Sales Tax Rev Ref 5% Municipal Bond	$1,001 - $2,500	Interest	$50,001 - $100,000	Cash/Market
4-F.	Mississippi St GO 5% Municipal Bond	$2,501 - $5,000	Interest	$50,001 - $100,000	Cash/Market
4-G.	Minnesota St GO St Var Purp 5% Municipal Bond	$2,501 - $5,000	Interest	$50,001 - $100,000	Cash/Market

ADMINISTRATIVE OFFICE OF THE UNITED STATES COURTS

	DESCRIPTION	INCOME AMOUNT	INCOME TYPE	GROSS VALUE	VALUE METHOD
4-H.	Orlando Fla Utils Commn Util Sys Rev Ref 5% Municipal Bond	$1,001 - $2,500	Interest	$15,001 - $50,000	Cash/Market
4-I.	Denver Colo City & Cnty Sch Dist NO1 Sch GTD 5% Municipal Bond	$2,501 - $5,000	Interest	$50,001 - $100,000	Cash/Market
4-J.	New Jersey St Tpk Auth Tpk Rev 5.25% Municipal Bond	$1,001 - $2,500	Interest	$50,001 - $100,000	Cash/Market
4-K.	Triborough Brdg & Tunl NY 5% Municipal Bond	$1,001 - $2,500	Interest	$50,001 - $100,000	Cash/Market
4-L.	Pennsylvania St TPK Commn TPK Rev 5% Municipal Bond	$2,501 - $5,000	Interest	$50,001 - $100,000	Cash/Market
4-M.	Minnesota Pub Facs Auth St Revolving Fd 5% Municipal Bond	$1,001 - $2,500	Interest	$50,001 - $100,000	Cash/Market
4-N.	Tennessee St Go 5% Municipal Bond	$2,501 - $5,000	Interest	$50,001 - $100,000	Cash/Market
4-O.	Fort Bend Tex Indpt Sch Dist 4% Municipal Bond	$1,001 - $2,500	Interest	$50,001 - $100,000	Cash/Market
4-P.	University Ark Univ Rev Var Fac Ref 5% Municipal Bond	$2,501 - $5,000	Interest	$50,001 - $100,000	Cash/Market
4-Q.	Michigan St Trunk Line 5% Municipal Bond	$1,001 - $2,500	Dividend,Interest	$50,001 - $100,000	Cash/Market
4-R.	Louisiana LCL Gvt Envir FCS RV Sub BAM 5% Muni Bond	$2,501 - $5,000	Interest	$100,001 - $250,000	Cash/Market
4-S.	District Columbia Wtr & Swr Auth Pub Util Rev A 5% Muni Bond	$2,501 - $5,000	Interest	$50,001 - $100,000	Cash/Market
4-T.	North Tex Mun Wtr Dist 5% Municipal Bond		None	$100,001 - $250,000	Cash/Market
	Transactions	**Transaction Type**	**Transaction Date**	**Transaction Value**	
	(1).	Buy	Jul 2, 2025	$100,001 - $250,000	
4-U.	Pennsylvania St Go 5% Municipal Bond		None	$50,001 - $100,000	Cash/Market
	Transactions	**Transaction Type**	**Transaction Date**	**Transaction Value**	
	(1).	Buy	Jan 8, 2025	$50,001 - $100,000	
4-V.	Maine Governmental Facs Auth Lease Rent Rev 5% Municipal Bond	$2,501 - $5,000	Dividend	$50,001 - $100,000	Cash/Market
4-W.	Washington St Var Purp GO 5% Municipal Bond	$2,501 - $5,000	Interest		
	Transactions	**Transaction Type**	**Transaction Date**	**Transaction Value**	
	(1).	Sold	Nov 10, 2025	$50,001 - $100,000	
4-X.	Washington St Var Purp GO Municipal Bond		None	$100,001 - $250,000	Cash/Market
	Transactions	**Transaction Type**	**Transaction Date**	**Transaction Value**	
	(1).	Buy	Nov 14, 2025	$100,001 - $250,000	
4-Y.	Massachusetts St Go 5% Municipal Bond	$2,501 - $5,000	Interest	$50,001 - $100,000	Cash/Market
4-Z.	Indianapolis Ind Loc Pub Impt 5% Municipal Bond	$1,001 - $2,500	Interest	$50,001 - $100,000	Cash/Market
5.	**(H) Account #4**				
5-A.	Bank of America (cash)	$1,001 - $2,500	Interest	$15,001 - $50,000	Cash/Market

VIII. Additional Information or Explanations

I do not have any Additional Information to report
No entries in this section