Annual, 2025

Financial Disclosure Report (AO Form 10)

Filer's Information
Royal, Charles Ashley
U.S. District Court - Georgia Middle
Senior District Judge

I certify that all information given above (including information pertaining to my spouse and minor or dependent children, if any) is accurate, true, and complete to the best of my knowledge and belief, and that any information not reported was withheld because it met applicable statutory provisions permitting non-disclosure.

I further certify that earned income from outside employment and honoraria and the acceptance of gifts which have been reported are in compliance with the provisions of 5 U.S.C. Â§ 13141 et. seq., 5 U.S.C. Â§ 7353, and Judicial Conference regulations.

/s/ Royal, Charles Ashley [electronically signed on Jun 3, 2026 12:26pm by Royal, Charles Ashley in JEFS]
/s/ Royal, Charles Ashley [electronically signed on May 5, 2026 11:54am by Royal, Charles Ashley in JEFS]

I. Positions

	ORGANIZATION/ENTITY NAME	ORGANIZATION/ENTITY TYPE	POSITION HELD
1.	Estate #1	Other	Executor

Additional Explanation: I have no beneficial interest in the estate. There are no assets owned by the estate. There have been no acquisitions, dispositions, or capital gains. This response includes now and at all times during the reporting period.

2.	Estate #2	Other	Executor

Additional Explanation: I have no beneficial interest in the estate. There are no assets owned by the estate. There have been no acquisitions, dispositions, or capital gains. This response includes now and at all times during the reporting period.

II. Agreements

I do not have any Agreements to report
No entries in this section

III A. Filer Non-Investment Income

I do not have any Filer Non-Investment Income to report
No entries in this section

III B. Spouse Non-Investment Income

I do not have any Spouse Non-Investment Income to report
No entries in this section

IV. Reimbursements

I do not have any Reimbursements to report
No entries in this section

V. Gifts

I do not have any Gifts to report
No entries in this section

VI. Liabilities

I do not have any Liabilities to report
No entries in this section

VII. Investments and Trusts

	DESCRIPTION	INCOME AMOUNT	INCOME TYPE	GROSS VALUE	VALUE METHOD
1.	**American Balanced Fund CLA**	$1,001 - $2,500	Dividend	$100,001 - $250,000	Cash/Market
2.	**American Capital Income Builder Fund CLA**	$2,501 - $5,000	Dividend	$100,001 - $250,000	Cash/Market
3.	**American Capital World Grw & Inc Fund A**	$5,001 - $15,000	Dividend	$250,001 - $500,000	Cash/Market
4.	**American Europacific Growth Fund CLA**	$1,000 or less	Dividend	$15,001 - $50,000	Cash/Market
5.	**American Growth Fund of America CLA**	$1,000 or less	Dividend	$100,001 - $250,000	Cash/Market
6.	**American High Inc Muni Bd Fd A**	$1,001 - $2,500	Dividend	$50,001 - $100,000	Cash/Market
7.	**American Income Fund of America Fund A**	$5,001 - $15,000	Dividend	$100,001 - $250,000	Cash/Market
8.	**American Investment Co of America**	$5,001 - $15,000	Dividend	$100,001 - $250,000	Cash/Market
9.	**American New Prospective Fund CLA**	$1,001 - $2,500	Dividend	$100,001 - $250,000	Cash/Market
10.	**American New World Fund**	$1,001 - $2,500	Dividend	$50,001 - $100,000	Cash/Market

Transactions	Transaction Type	Transaction Date	Transaction Value
(1).	Sold (part)	Sep 22, 2025	$15,000 or less

11.	**American Washington Mutual Invest A**	$5,001 - $15,000	Dividend	$100,001 - $250,000	Cash/Market
12.	**Baron Small Cap Fund**		None		

Transactions	Transaction Type	Transaction Date	Transaction Value
(1).	Sold	Mar 21, 2025	$15,000 or less

13.	**Bridge Builder Core Bond Fund**	$1,001 - $2,500	Dividend	$50,001 - $100,000	Cash/Market
14.	**Bridge Builder Core Plus Bond**	$1,001 - $2,500	Dividend	$50,001 - $100,000	Cash/Market
15.	**Bridge Builder Int'l Equity**	$1,000 or less	Dividend	$15,001 - $50,000	Cash/Market
16.	**Bridge Builder Large Growth**	$1,000 or less	Dividend	$100,001 - $250,000	Cash/Market

ADMINISTRATIVE OFFICE OF THE UNITED STATES COURTS

	DESCRIPTION	INCOME AMOUNT	INCOME TYPE	GROSS VALUE	VALUE METHOD
	Transactions **Transaction Type** **Transaction Date** **Transaction Value**				
	(1). Sold (part) Sep 22, 2025 $15,000 or less				
	(2). Sold (part) Oct 31, 2025 $15,000 or less				
17.	**Bridge Builder Large Value**	$1,000 or less	Dividend	$50,001 - $100,000	Cash/Market
	Transactions **Transaction Type** **Transaction Date** **Transaction Value**				
	(1). Sold (part) Oct 31, 2025 $15,000 or less				
18.	**Bridge Builder Small/Mid Grw**	$1,000 or less	Dividend	$15,001 - $50,000	Cash/Market
	Transactions **Transaction Type** **Transaction Date** **Transaction Value**				
	(1). Sold (part) Oct 31, 2025 $15,000 or less				
19.	**Bridge Builder Small/Mid Value**	$1,000 or less	Dividend	$15,001 - $50,000	Cash/Market
20.	**DFA Emergin Markets Value 1**	$1,000 or less	Dividend	$15,001 - $50,000	Cash/Market
21.	**DFA Intl. Small Company**	$1,000 or less	Dividend	$15,000 or less	Cash/Market
22.	**DFA U.S. Small Cap Value 1**		None		
	Transactions **Transaction Type** **Transaction Date** **Transaction Value**				
	(1). Sold Jul 2, 2025 $15,000 or less				
23.	**Dodge & Cox International Stock**	$1,000 or less	Dividend	$15,000 or less	Cash/Market
	Transactions **Transaction Type** **Transaction Date** **Transaction Value**				
	(1). Sold (part) Sep 22, 2025 $15,000 or less				
24.	**Eaton Vance SC Mun Incm Fd**	$1,000 or less	Dividend	$15,000 or less	Cash/Market
25.	**Franklin Equity Income Fund A**	$1,000 or less	Dividend	$15,001 - $50,000	Cash/Market
26.	**Franklin Global Alloc, CLA**	$1,000 or less	Dividend	$15,001 - $50,000	Cash/Market
27.	**Franklin Growth Series Class**	$1,000 or less	Dividend	$15,001 - $50,000	Cash/Market
28.	**Franklin Income Fund CLA-1**	$1,000 or less	Dividend	$15,000 or less	Cash/Market
29.	**Franklin Mutual Glbl Disc A**	$1,000 or less	Dividend	$15,000 or less	Cash/Market
30.	**Franklin Mutual Shares Fund A**	$1,000 or less	Dividend	$15,001 - $50,000	Cash/Market
31.	**Franklin Small Cap Value Fd A**	$1,000 or less	Dividend	$15,000 or less	Cash/Market
32.	**Franklin Total Return Fund A**	$1,000 or less	Dividend	$15,001 - $50,000	Cash/Market
33.	**Hartford Cap Appreciation CLA**	$1,000 or less	Dividend	$50,001 - $100,000	Cash/Market
34.	**Hartford Core Equity CLA**	$2,501 - $5,000	Dividend	$15,001 - $50,000	Cash/Market
35.	**Hartford Dividend & Growth A**	$5,001 - $15,000	Dividend	$50,001 - $100,000	Cash/Market
36.	**Hartford International Equity CLA**	$1,000 or less	Dividend	$15,001 - $50,000	Cash/Market

	DESCRIPTION	INCOME AMOUNT	INCOME TYPE	GROSS VALUE	VALUE METHOD
37.	**Hartford Midcap CLA**	$5,001 - $15,000	Dividend	$15,001 - $50,000	Cash/Market
38.	**Hartford Mlt-Ast Income CLA**	$1,000 or less	Dividend	$15,001 - $50,000	Cash/Market
39.	**Hartford Quality Value CLA/Hartford QLT ETF**	$1,000 or less	Dividend	$15,001 - $50,000	Cash/Market
40.	**Invesco Global Growth Fd CLA**	$1,000 or less	Dividend	$15,000 or less	Cash/Market
41.	**Invesco Intl Sm-Mid Company R-6**		None		

Transactions	Transaction Type	Transaction Date	Transaction Value
(1).	Sold	Oct 3, 2025	$15,000 or less

42.	**Invesco KBW Bank ETF**	$1,000 or less	Dividend	$15,000 or less	Cash/Market

Transactions	Transaction Type	Transaction Date	Transaction Value
(1).	Buy	Jun 27, 2025	$15,000 or less

43.	**Invesco Technology Fund CLA**	$1,000 or less	Dividend	$15,000 or less	Cash/Market
44.	**IShares 0-3 months Treasurey Bond**	$1,000 or less	Dividend	$15,001 - $50,000	Cash/Market

Transactions	Transaction Type	Transaction Date	Transaction Value
(1).	Sold (part)	May 6, 2025	$15,000 or less
(2).	Buy (add'l)	Sep 12, 2025	$15,000 or less

45.	**I Shares Core Em Mkt**		None	$15,000 or less	Cash/Market

Transactions	Transaction Type	Transaction Date	Transaction Value
(1).	Buy	Oct 31, 2025	$15,000 or less

46.	**I Shares Core S&P 500 ETF**	$1,000 or less	Dividend	$15,001 - $50,000	Cash/Market
47.	**IShares Global Tech ETF**	$1,000 or less	Dividend	$15,000 or less	Cash/Market

Transactions	Transaction Type	Transaction Date	Transaction Value
(1).	Buy	Sep 3, 2025	$15,000 or less
(2).	Sold (part)	Sep 12, 2025	$15,000 or less
(3).	Sold (part)	Oct 27, 2025	$15,000 or less
(4).	Buy (add'l)	Nov 12, 2025	$15,000 or less

48.	**IShares MSC EAFE**		None	$15,000 or less	Cash/Market

Transactions	Transaction Type	Transaction Date	Transaction Value
(1).	Buy	Oct 31, 2025	$15,000 or less

49.	**I Shares Russell Midcap ETF**	$1,000 or less	Dividend	$15,000 or less	Cash/Market
50.	**Ishares Trust (JP Morgan ETF)**		None		

Transactions	Transaction Type	Transaction Date	Transaction Value
(1).	Sold	Jul 2, 2025	$15,000 or less

51.	**JP Morgan US Gov't Money Market Capital**	$1,000 or less	Dividend	$15,000 or less	Cash/Market
52.	**MFS Emerging Markets Debt R6**	$1,001 - $2,500	Dividend	$100,001 - $250,000	Cash/Market
53.	**MFS International Equity**	$1,000 or less	Dividend	$15,000 or less	Cash/Market

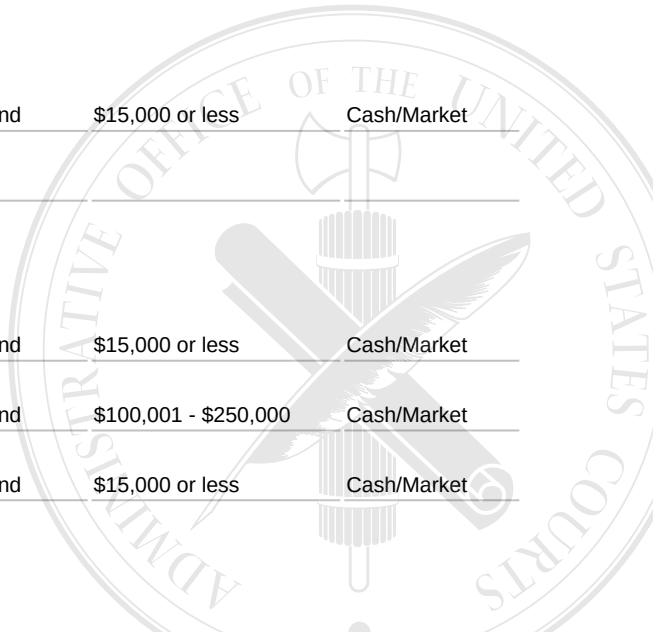

	DESCRIPTION	INCOME AMOUNT	INCOME TYPE	GROSS VALUE	VALUE METHOD

Transactions	Transaction Type	Transaction Date	Transaction Value
(1).	Sold (part)	Mar 21, 2025	$15,000 or less

54.	**MFS International Growth**	$1,000 or less	Dividend	$15,001 - $50,000	Cash/Market
55.	**MFS International New Discovery**		None	$15,000 or less	Cash/Market

Transactions	Transaction Type	Transaction Date	Transaction Value
(1).	Buy	Nov 3, 2025	$15,000 or less

56.	**Nvidia Corp.**	$1,001 - $2,500	Dividend	$5,000,001 - $25,000,000	Cash/Market

Transactions	Transaction Type	Transaction Date	Transaction Value
(1).	Sold (part)	Feb 3, 2025	$15,001 - $50,000
(2).	Sold (part)	Mar 3, 2025	$15,001 - $50,000
(3).	Sold (part)	Apr 2, 2025	$15,001 - $50,000
(4).	Sold (part)	May 1, 2025	$15,001 - $50,000
(5).	Sold (part)	Jun 2, 2025	$15,001 - $50,000
(6).	Sold (part)	Jul 1, 2025	$15,001 - $50,000
(7).	Sold (part)	Aug 1, 2025	$15,001 - $50,000
(8).	Sold (part)	Sep 2, 2025	$15,001 - $50,000
(9).	Sold (part)	Oct 1, 2025	$15,001 - $50,000
(10).	Sold (part)	Nov 10, 2025	$15,001 - $50,000
(11).	Sold (part)	Dec 1, 2025	$15,001 - $50,000

57.	**Pgim High Yield R 6**	$1,001 - $2,500	Dividend	$15,000 or less	Cash/Market
58.	**Pimco International Bond**	$1,000 or less	Dividend	$15,000 or less	Cash/Market

Transactions	Transaction Type	Transaction Date	Transaction Value
(1).	Sold (part)	Mar 21, 2025	$15,000 or less

59.	**Principal Midcap Fund**	$1,000 or less	Dividend	$15,000 or less	Cash/Market

Transactions	Transaction Type	Transaction Date	Transaction Value
(1).	Sold (part)	Mar 21, 2025	$15,000 or less

60.	**State Street Communication Services Select Sector SPDR ETF**	$1,001 - $2,500	Dividend	$100,001 - $250,000	Cash/Market

Transactions	Transaction Type	Transaction Date	Transaction Value
(1).	Buy (add'l)	Mar 10, 2025	$15,000 or less
(2).	Buy (add'l)	Mar 18, 2025	$15,000 or less
(3).	Sold (part)	May 6, 2025	$15,000 or less
(4).	Sold (part)	Sep 12, 2025	$15,000 or less
(5).	Buy (add'l)	Sep 26, 2025	$15,000 or less
(6).	Sold (part)	Oct 27, 2025	$15,000 or less
(7).	Buy (add'l)	Nov 12, 2025	$15,000 or less

61.	**State Street Consumer Discretionary Select Sector SPDR Fund ETP**	$1,001 - $2,500	Dividend	$100,001 - $250,000	Cash/Market



	DESCRIPTION	INCOME AMOUNT	INCOME TYPE	GROSS VALUE	VALUE METHOD

Transactions	Transaction Type	Transaction Date	Transaction Value
(1).	Buy (add'l)	Feb 19, 2025	$15,000 or less
(2).	Buy (add'l)	Mar 10, 2025	$15,000 or less
(3).	Buy (add'l)	Mar 18, 2025	$15,000 or less
(4).	Sold (part)	May 6, 2025	$15,000 or less
(5).	Sold (part)	Jun 25, 2025	$15,000 or less
(6).	Sold (part)	Jul 19, 2025	$15,000 or less
(7).	Buy (add'l)	Aug 4, 2025	$15,000 or less
(8).	Sold (part)	Sep 12, 2025	$15,000 or less
(9).	Buy (add'l)	Oct 2, 2025	$15,000 or less
(10).	Sold (part)	Oct 22, 2025	$15,000 or less
(11).	Sold (part)	Dec 1, 2025	$15,000 or less
(12).	Buy (add'l)	Dec 2, 2025	$15,000 or less
(13).	Buy (add'l)	Dec 15, 2025	$15,000 or less

62.	**State Street Consumer Staple Select Sector SPDR Fund ETF**	$1,001 - $2,500	Dividend	$50,001 - $100,000	Cash/Market

Transactions	Transaction Type	Transaction Date	Transaction Value
(1).	Buy (add'l)	Feb 10, 2025	$15,000 or less
(2).	Buy (add'l)	Apr 8, 2025	$15,000 or less
(3).	Sold (part)	Jun 25, 2025	$15,000 or less
(4).	Sold (part)	Jul 25, 2025	$15,000 or less
(5).	Buy (add'l)	Sep 3, 2025	$15,000 or less
(6).	Sold (part)	Dec 2, 2025	$15,000 or less

63.	**State Street Energy Select Sector SPDR Fund ETF**	$1,000 or less	Dividend	$15,001 - $50,000	Cash/Market

Transactions	Transaction Type	Transaction Date	Transaction Value
(1).	Buy (add'l)	Mar 10, 2025	$15,000 or less
(2).	Sold (part)	Jun 27, 2025	$15,000 or less
(3).	Sold (part)	Oct 27, 2025	$15,000 or less

64.	**State Street Financial Select Sector SPDR Fund ETF**	$1,001 - $2,500	Dividend	$100,001 - $250,000	Cash/Market

Transactions	Transaction Type	Transaction Date	Transaction Value
(1).	Buy (add'l)	Mar 10, 2025	$15,001 - $50,000
(2).	Sold (part)	Apr 8, 2025	$15,000 or less
(3).	Sold (part)	May 6, 2025	$15,000 or less
(4).	Sold (part)	Jun 25, 2025	$15,000 or less
(5).	Buy (add'l)	Jul 2, 2025	$15,000 or less
(6).	Sold (part)	Jul 25, 2025	$15,000 or less
(7).	Buy (add'l)	Aug 4, 2025	$15,000 or less
(8).	Buy (add'l)	Oct 2, 2025	$15,000 or less
(9).	Sold (part)	Oct 27, 2025	$15,000 or less

65.	**State Street Healthcare Select Sector SPDR Fund ETF**	$1,001 - $2,500	Dividend	$100,001 - $250,000	Cash/Market

ADMINISTRATIVE OFFICE OF THE UNITED STATES COURTS

DESCRIPTION	INCOME AMOUNT	INCOME TYPE	GROSS VALUE	VALUE METHOD

Transactions	Transaction Type	Transaction Date	Transaction Value
(1).	Buy (add'l)	Mar 10, 2025	$15,000 or less
(2).	Buy (add'l)	May 2, 2025	$15,000 or less
(3).	Sold (part)	Jun 25, 2025	$15,000 or less
(4).	Sold (part)	Jul 25, 2025	$15,000 or less
(5).	Buy (add'l)	Aug 4, 2025	$15,000 or less
(6).	Buy (add'l)	Sep 12, 2025	$15,000 or less
(7).	Sold (part)	Oct 27, 2025	$15,000 or less
(8).	Buy (add'l)	Dec 2, 2025	$15,000 or less

66.	**State Street Industrial Select Sector SPDR Fund ETF**	$1,001 - $2,500	Dividend	$100,001 - $250,000	Cash/Market

Transactions	Transaction Type	Transaction Date	Transaction Value
(1).	Buy (add'l)	Mar 10, 2025	$15,000 or less
(2).	Sold (part)	May 6, 2025	$15,000 or less
(3).	Sold (part)	Jun 25, 2025	$15,000 or less
(4).	Sold (part)	Jul 17, 2025	$15,000 or less
(5).	Buy (add'l)	Jul 25, 2025	$15,000 or less
(6).	Buy (add'l)	Aug 4, 2025	$15,000 or less
(7).	Buy (add'l)	Sep 12, 2025	$15,000 or less
(8).	Sold (part)	Oct 27, 2025	$15,000 or less

67.	**State State Materials Select Sector SPDR Trust ETF**	$1,000 or less	Dividend	$15,001 - $50,000	Cash/Market

Transactions	Transaction Type	Transaction Date	Transaction Value
(1).	Buy (add'l)	Mar 10, 2025	$15,000 or less
(2).	Sold (part)	Jul 17, 2025	$15,000 or less

68.	**State Street Real Estate Select Sector SPDR ETF**	$1,000 or less	Dividend	$15,001 - $50,000	Cash/Market

Transactions	Transaction Type	Transaction Date	Transaction Value
(1).	Buy (add'l)	Mar 10, 2025	$15,000 or less
(2).	Sold (part)	Jun 25, 2025	$15,000 or less

69.	**State Street Technology Select Sector SPDR ETF**	$1,001 - $2,500	Dividend	$500,001 - $1,000,000	Cash/Market

Transactions	Transaction Type	Transaction Date	Transaction Value
(1).	Buy (add'l)	Feb 10, 2025	$15,001 - $50,000
(2).	Buy (add'l)	Feb 18, 2025	$15,000 or less
(3).	Buy (add'l)	Feb 28, 2025	$15,000 or less
(4).	Buy (add'l)	Mar 31, 2025	$15,000 or less
(5).	Sold (part)	Apr 25, 2025	$15,000 or less
(6).	Sold (part)	May 6, 2025	$15,000 or less
(7).	Buy (add'l)	May 25, 2025	$15,000 or less
(8).	Sold (part)	Jun 25, 2025	$15,001 - $50,000
(9).	Buy (add'l)	Jun 27, 2025	$15,000 or less
(10).	Buy (add'l)	Jul 2, 2025	$15,000 or less
(11).	Sold (part)	Jul 17, 2025	$15,001 - $50,000
(12).	Buy (add'l)	Jul 25, 2025	$15,000 or less
(13).	Buy (add'l)	Dec 12, 2025	$15,001 - $50,000
(14).	Sold (part)	Dec 27, 2025	$15,001 - $50,000

70.	**State Street Utilities Sector SPDR Fund ETF**	$1,000 or less	Dividend	$15,001 - $50,000	Cash/Market



	DESCRIPTION	INCOME AMOUNT	INCOME TYPE	GROSS VALUE	VALUE METHOD
	Transactions	**Transaction Type**	**Transaction Date**	**Transaction Value**	
	(1).	Buy (add'l)	Mar 10, 2025	$15,000 or less	
71.	**Templeton Growth Fund A**	$1,000 or less	Dividend	$15,000 or less	Cash/Market
72.	**Truist Account #3**		None	$15,000 or less	Cash/Market
73.	**Truist Account #4**		None	$15,000 or less	Cash/Market
74.	**UBS Bank Cash Account**	$1,000 or less	Interest	$15,001 - $50,000	Cash/Market
75.	**Vanguard Growth Index Fund**		None	$15,000 or less	Cash/Market
	Transactions	**Transaction Type**	**Transaction Date**	**Transaction Value**	
	(1).	Sold (part)	Dec 5, 2025	$15,000 or less	
76.	**Vanguard Mid-cap ETF**	$5,001 - $15,000	Dividend	$250,001 - $500,000	Cash/Market
	Transactions	**Transaction Type**	**Transaction Date**	**Transaction Value**	
	(1).	Sold (part)	Mar 19, 2025	$15,000 or less	
	(2).	Buy (add'l)	May 2, 2025	$15,000 or less	
	(3).	Sold (part)	May 6, 2025	$15,000 or less	
	(4).	Sold (part)	May 25, 2025	$15,000 or less	
	(5).	Buy (add'l)	Jul 2, 2025	$15,000 or less	
	(6).	Sold (part)	Jul 12, 2025	$15,000 or less	
	(7).	Sold (part)	Jul 25, 2025	$15,000 or less	
	(8).	Buy (add'l)	Sep 12, 2025	$15,000 or less	
	(9).	Buy (add'l)	Oct 2, 2025	$15,000 or less	
	(10).	Sold (part)	Oct 27, 2025	$15,000 or less	
	(11).	Buy (add'l)	Dec 2, 2025	$15,000 or less	
77.	**Vanguard Russell 1000 Value ETF**	$1,001 - $2,500	Dividend	$100,001 - $250,000	Cash/Market
	Transactions	**Transaction Type**	**Transaction Date**	**Transaction Value**	
	(1).	Sold (part)	Mar 10, 2025	$50,001 - $100,000	
	(2).	Sold (part)	May 6, 2025	$15,000 or less	
	(3).	Sold (part)	Jun 25, 2025	$15,000 or less	
	(4).	Sold (part)	Oct 27, 2025	$15,000 or less	
78.	**Vanguard Russell 2000 ETF**	$2,501 - $5,000	Dividend	$250,001 - $500,000	Cash/Market
	Transactions	**Transaction Type**	**Transaction Date**	**Transaction Value**	
	(1).	Buy (add'l)	Feb 19, 2025	$15,000 or less	
	(2).	Buy (add'l)	Mar 18, 2025	$15,000 or less	
	(3).	Buy (add'l)	May 2, 2025	$15,000 or less	
	(4).	Sold (part)	May 6, 2025	$15,000 or less	
	(5).	Sold (part)	Jun 25, 2025	$15,000 or less	
	(6).	Sold (part)	Jul 17, 2025	$15,000 or less	
	(7).	Buy (add'l)	Aug 4, 2025	$15,000 or less	
	(8).	Sold (part)	Sep 12, 2025	$15,000 or less	
	(9).	Sold (part)	Oct 27, 2025	$15,000 or less	
	(10).	Buy (add'l)	Nov 12, 2025	$15,000 or less	
	(11).	Sold (part)	Dec 2, 2025	$15,000 or less	

VIII. Additional Information or Explanations

I do not have any Additional Information to report
No entries in this section