Annual, 2025

Financial Disclosure Report (AO Form 10)

Filer's Information
Smith, Rebecca Beach
U.S. District Court - Virginia Eastern
Senior District Judge

I certify that all information given above (including information pertaining to my spouse and minor or dependent children, if any) is accurate, true, and complete to the best of my knowledge and belief, and that any information not reported was withheld because it met applicable statutory provisions permitting non-disclosure.

I further certify that earned income from outside employment and honoraria and the acceptance of gifts which have been reported are in compliance with the provisions of 5 U.S.C. Â§ 13141 et. seq., 5 U.S.C. Â§ 7353, and Judicial Conference regulations.

/s/ Smith, Rebecca Beach [electronically signed on Sep 11, 2026 3:10pm by Smith, Rebecca Beach in JEFS]
/s/ Smith, Rebecca Beach [electronically signed on Aug 7, 2026 3:09pm by Smith, Rebecca Beach in JEFS]

I. Positions

	ORGANIZATION/ENTITY NAME	ORGANIZATION/ENTITY TYPE	POSITION HELD
1.	General Douglas MacArthur Foundation, Norfolk, VA	Non-Profit	Director Emeritus

II. Agreements

I do not have any Agreements to report
No entries in this section

III A. Filer Non-Investment Income

I do not have any Filer Non-Investment Income to report
No entries in this section

III B. Spouse Non-Investment Income

I do not have any Spouse Non-Investment Income to report
No entries in this section

IV. Reimbursements

I do not have any Reimbursements to report
No entries in this section

V. Gifts

I do not have any Gifts to report
No entries in this section

VI. Liabilities

I do not have any Liabilities to report
No entries in this section

VII. Investments and Trusts

	DESCRIPTION	INCOME AMOUNT	INCOME TYPE	GROSS VALUE	VALUE METHOD
1.	**Truist Bank Account**	$2,501 - $5,000	Interest	$250,001 - $500,000	Cash/Market
2.	**Truist Bank Certificate of Deposit**	$5,001 - $15,000	Interest	$100,001 - $250,000	Cash/Market
3.	**(H) Investment Acount #1 directing (line 4)**				
4.	**(H) IRA-Brokerage Account #1 holding (lines 5-34)**				
5.	**Charles Schwab Bank Cash Equivalent Account**	$1,000 or less	Interest	$15,001 - $50,000	Cash/Market
6.	**Schwab U.S. Treasury Money Fund**	$2,501 - $5,000	Dividend	$15,000 or less	Cash/Market

Transactions	Transaction Type	Transaction Date	Transaction Value
(1).	Buy (add'l)	Dec 22, 2025	$15,001 - $50,000
(2).	Distributed (part)	Dec 22, 2025	$15,001 - $50,000

7.	**IShares S&P 400 ETF**	$1,000 or less	Dividend	$15,001 - $50,000	Cash/Market

Transactions	Transaction Type	Transaction Date	Transaction Value
(1).	Sold (part)	Oct 1, 2025	$15,000 or less

8.	**IShares S&P 500 Value ETF**	$1,001 - $2,500	Dividend	$100,001 - $250,000	Cash/Market

Transactions	Transaction Type	Transaction Date	Transaction Value
(1).	Sold (part)	Feb 24, 2025	$15,000 or less
(2).	Sold (part)	Oct 2, 2025	$15,000 or less

9.	**Vanguard FTSE ETF**	$2,501 - $5,000	Dividend	$15,001 - $50,000	Cash/Market

Transactions	Transaction Type	Transaction Date	Transaction Value
(1).	Sold (part)	Feb 24, 2025	$15,000 or less

10.	**IShares EDG MSCI USA QLTY ETF**	$1,000 or less	Dividend	$50,001 - $100,000	Cash/Market

Transactions	Transaction Type	Transaction Date	Transaction Value
(1).	Sold (part)	Feb 24, 2025	$15,000 or less

11.	**J.P. Morgan U.S. Value Factor ETF**	$1,001 - $2,500	Dividend	$50,001 - $100,000	Cash/Market



	DESCRIPTION	INCOME AMOUNT	INCOME TYPE	GROSS VALUE	VALUE METHOD

Transactions	Transaction Type	Transaction Date	Transaction Value
(1).	Sold (part)	Feb 24, 2025	$15,000 or less
(2).	Sold (part)	Oct 1, 2025	$15,000 or less

12.	**IShares S&P Small Cap. 600 ETF**	$1,000 or less	Dividend	$15,000 or less	Cash/Market

Transactions	Transaction Type	Transaction Date	Transaction Value
(1).	Sold (part)	Oct 1, 2025	$15,000 or less

13.	**J.P. Morgan Ultra Short ETF**	$1,000 or less	Dividend		

Transactions	Transaction Type	Transaction Date	Transaction Value
(1).	Sold	Feb 25, 2025	$15,000 or less

14.	**First Trust Low Duration Opportunities ETF**	$1,000 or less	Dividend	$15,000 or less	Cash/Market

Transactions	Transaction Type	Transaction Date	Transaction Value
(1).	Sold (part)	Feb 25, 2025	$15,000 or less
(2).	Buy (add'l)	Sep 30, 2025	$15,000 or less

15.	**IShares MSCI Intl. Quality ETF**	$1,000 or less	Dividend	$15,000 or less	Cash/Market

Transactions	Transaction Type	Transaction Date	Transaction Value
(1).	Sold (part)	Feb 24, 2025	$15,000 or less

16.	**Avantis Emerging Markets ETF**	$1,000 or less	Dividend	$15,001 - $50,000	Cash/Market

Transactions	Transaction Type	Transaction Date	Transaction Value
(1).	Sold (part)	Oct 2, 2025	$15,000 or less

17.	**(H) Taxable Bonds:**				
18.	**U.S. Treasury Securities**	$1,001 - $2,500	Interest	$100,001 - $250,000	Cash/Market
19.	**Frisco TX Municipal Bond (02/15/26)**	$1,000 or less	Interest	$15,001 - $50,000	Cash/Market
20.	**Morgan Stanley Medium Term Note (9/8/26)**	$1,000 or less	Interest	$15,001 - $50,000	Cash/Market
21.	**Anheuser-Busch I (1/23/29)**	$1,000 or less	Interest	$15,001 - $50,000	Cash/Market
22.	**Southern Power (12/01/25)**	$1,001 - $2,500	Interest		

Transactions	Transaction Type	Transaction Date	Transaction Value
(1).	Redeemed	Oct 28, 2025	$15,001 - $50,000

23.	**Hewlett Packard (04/01/26)**	$1,000 or less	Interest	$15,001 - $50,000	Cash/Market
24.	**RTX Corporation (11/16/28)**	$1,000 or less	Interest	$15,001 - $50,000	Cash/Market
25.	**Florida St. Board (07/01/27)**	$1,000 or less	Interest	$15,001 - $50,000	Cash/Market
26.	**Intercontinental Corporate Bond (9/15/27)**	$1,000 or less	Interest	$15,000 or less	Cash/Market
27.	**Comcast Corp. (2/15/28)**	$1,000 or less	Interest	$15,000 or less	Cash/Market
28.	**Georgia Pacific (11/15/29)**	$1,000 or less	Interest	$15,000 or less	Cash/Market

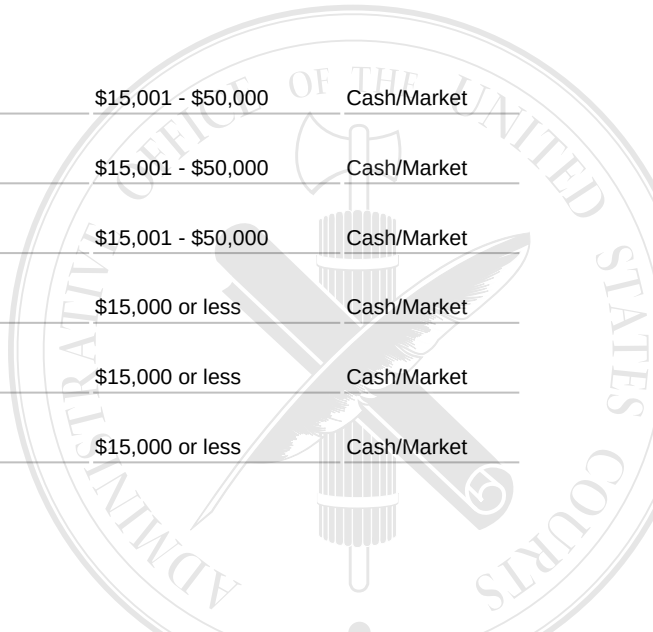

	DESCRIPTION	INCOME AMOUNT	INCOME TYPE	GROSS VALUE	VALUE METHOD
29.	**RenaissanceRe FI (07/01/27)**	$1,000 or less	Interest	$15,000 or less	Cash/Market
30.	**Stanley Black & Decker (03/06/28)**	$1,000 or less	Interest	$15,000 or less	Cash/Market
31.	**Ryder System, Inc. (06/01/28)**	$1,000 or less	Interest	$15,001 - $50,000	Cash/Market
32.	**Duke Energy Corp. (10/30/31)**	$1,000 or less	Interest	$15,001 - $50,000	Cash/Market
33.	**Keurig Dr. Pepper, Inc. Revenue Bond (05/15/2030)**	$1,000 or less	Dividend	$15,001 - $50,000	Cash/Market

Transactions	Transaction Type	Transaction Date	Transaction Value
(1).	Buy	May 16, 2025	$15,000 or less
(2).	Buy (add'l)	Jun 9, 2025	$15,000 or less

34.	**Oracle Corp., Corporate Bond (04/01/2030)**	$1,000 or less	Dividend	$15,000 or less	Cash/Market

Transactions	Transaction Type	Transaction Date	Transaction Value
(1).	Buy	Oct 28, 2025	$15,000 or less

35.	**Farm, [redacted]**		None	$250,001 - $500,000	Estimated
36.	**(H) Investment Account #2 directing (line 37)**				
37.	**(H) Brokerage Account #2 holding (lines 38-105)**				
38.	**Charles Schwab Bank Cash Equivalent Account**	$1,000 or less	Interest	$15,000 or less	Cash/Market
39.	**Schwab U.S. Treasury Money Fund**	$1,001 - $2,500	Dividend	$15,001 - $50,000	Cash/Market

Transactions	Transaction Type	Transaction Date	Transaction Value
(1).	Buy (add'l)	Dec 22, 2025	$15,001 - $50,000

40.	**(H) Equities/Stocks:**				
41.	**Auto Data Processing**	$1,001 - $2,500	Dividend	$50,001 - $100,000	Cash/Market
42.	**Cisco Systems Inc.**	$1,000 or less	Dividend	$15,001 - $50,000	Cash/Market
43.	**Dollar Tree Inc.**		None	$15,001 - $50,000	Cash/Market
44.	**Exxon Mobil Corp.**	$1,001 - $2,500	Dividend	$15,001 - $50,000	Cash/Market
45.	**Honeywell International**	$1,001 - $2,500	Dividend	$50,001 - $100,000	Cash/Market

Transactions	Transaction Type	Transaction Date	Transaction Value
(1).	Spinoff (identify source in note)	Oct 30, 2025	$15,000 or less

Additional Explanation: Honeywell International spun off with Solstice Advanced Materials on October 30, 2025.

46.	**Solstice Advanced Materials Inc.**		None	$15,000 or less	Cash/Market

Transactions	Transaction Type	Transaction Date	Transaction Value
(1).	Spinoff (identify source in note)	Oct 30, 2025	$15,000 or less

Additional Explanation: Solstice Advanced Materials, is a spin-off stock company from the parent company, Honeywell International.

	DESCRIPTION	INCOME AMOUNT	INCOME TYPE	GROSS VALUE	VALUE METHOD
47.	**Johnson & Johnson**	$1,001 - $2,500	Dividend	$50,001 - $100,000	Cash/Market
48.	**J.P. Morgan Chase & Co.**	$1,001 - $2,500	Dividend	$100,001 - $250,000	Cash/Market
49.	**Mondelez**	$1,000 or less	Dividend	$15,001 - $50,000	Cash/Market
50.	**Microsoft Corp.**	$1,001 - $2,500	Dividend	$250,001 - $500,000	Cash/Market
51.	**Pepsico Inc.**	$1,001 - $2,500	Dividend	$15,001 - $50,000	Cash/Market
52.	**Canadian Natl Ry Co.**	$1,001 - $2,500	Dividend	$15,001 - $50,000	Cash/Market
53.	**Home Depot**	$2,501 - $5,000	Dividend	$50,001 - $100,000	Cash/Market
54.	**Proctor & Gamble**	$1,001 - $2,500	Dividend	$15,001 - $50,000	Cash/Market
55.	**Travelers Companies**	$1,001 - $2,500	Dividend	$50,001 - $100,000	Cash/Market
56.	**Vanguard Div Appreciation ETF**	$1,001 - $2,500	Dividend	$50,001 - $100,000	Cash/Market
57.	**Wal-Mart Stores Inc.**	$1,000 or less	Dividend	$100,001 - $250,000	Cash/Market
58.	**Apple Inc.**	$1,001 - $2,500	Dividend	$250,001 - $500,000	Cash/Market
59.	**Amgen Incorporated**	$1,001 - $2,500	Dividend	$15,001 - $50,000	Cash/Market
60.	**McDonalds Corp**	$1,001 - $2,500	Dividend	$50,001 - $100,000	Cash/Market
61.	**Discover Financial Services**	$1,001 - $2,500	Dividend		

Transactions	Transaction Type	Transaction Date	Transaction Value
(1).	Sold	May 19, 2025	$50,001 - $100,000

Additional Explanation: Capital One Financial Corp. acquired Discover Financial Services in an all-stock transaction.

62.	**Capital One Financial Corp.**	$1,001 - $2,500	Dividend	$50,001 - $100,000	Cash/Market

Transactions	Transaction Type	Transaction Date	Transaction Value
(1).	Buy	May 19, 2025	$50,001 - $100,000

Additional Explanation: Capital One Financial Corp. acquired Discover Financial Services in an all-stock transaction.

(2).	Sold (part)	Jun 17, 2025	$50,001 - $100,000

63.	**Adobe Systems Inc.**		None	$50,001 - $100,000	Cash/Market
64.	**Alphabet Inc.**	$1,000 or less	Dividend	$100,001 - $250,000	Cash/Market
65.	**Stryker Corp.**	$1,000 or less	Dividend	$15,001 - $50,000	Cash/Market
66.	**Vanguard FTSE Developed ETF**	$2,501 - $5,000	Dividend	$15,001 - $50,000	Cash/Market
67.	**Cummins Inc.**	$1,001 - $2,500	Dividend	$100,001 - $250,000	Cash/Market
68.	**HGI Opportunity Fund XIV, LP**	$2,501 - $5,000	Distribution	$15,000 or less	Cash/Market
69.	**J.P. Morgan Ultra Short ETF**	$1,000 or less	Dividend	$15,000 or less	Cash/Market

	DESCRIPTION	INCOME AMOUNT	INCOME TYPE	GROSS VALUE	VALUE METHOD

Transactions	Transaction Type	Transaction Date	Transaction Value
(1).	Sold (part)	Jan 13, 2025	$15,001 - $50,000
(2).	Buy (add'l)	Jul 11, 2025	$15,000 or less

70. **Pimco Short Term Municipal Bond ETF** — $1,000 or less — Dividend

Transactions	Transaction Type	Transaction Date	Transaction Value
(1).	Sold	May 8, 2025	$15,000 or less

71. **IShares MSCI Emerging, ETF** — None — $15,001 - $50,000 — Cash/Market

72. **TJX Companies Inc.** — $1,000 or less — Dividend

Transactions	Transaction Type	Transaction Date	Transaction Value
(1).	Sold	Jun 17, 2025	$15,001 - $50,000

73. **Nvidia Corp.** — $1,000 or less — Dividend

Transactions	Transaction Type	Transaction Date	Transaction Value
(1).	Sold	Jun 17, 2025	$15,001 - $50,000

74. **Lockheed Martin Corp.** — $1,001 - $2,500 — Dividend — $50,001 - $100,000 — Cash/Market

Transactions	Transaction Type	Transaction Date	Transaction Value
(1).	Buy (add'l)	Nov 24, 2025	$15,000 or less

75. **Jones Lang Lasalle, Inc.** — None — $50,001 - $100,000 — Cash/Market

Transactions	Transaction Type	Transaction Date	Transaction Value
(1).	Buy	Jun 17, 2025	$15,001 - $50,000

76. **LabCorp Holdings Inc.** — $1,000 or less — Dividend — $15,001 - $50,000 — Cash/Market

Transactions	Transaction Type	Transaction Date	Transaction Value
(1).	Buy	Jun 17, 2025	$15,001 - $50,000

77. **Meta Platforms Inc.** — None

Transactions	Transaction Type	Transaction Date	Transaction Value
(1).	Buy	Sep 12, 2025	$15,001 - $50,000
(2).	Sold	Nov 24, 2025	$15,001 - $50,000

78. **ServiceNow Inc.** — None — $15,001 - $50,000 — Cash/Market

Transactions	Transaction Type	Transaction Date	Transaction Value
(1).	Sold	Sep 12, 2025	$15,001 - $50,000
(2).	Buy	Nov 24, 2025	$15,001 - $50,000

79. **Verizon Communication** — None

Transactions	Transaction Type	Transaction Date	Transaction Value
(1).	Buy	Jun 17, 2025	$15,001 - $50,000
(2).	Sold	Nov 24, 2025	$15,001 - $50,000

80. **(H) Tax Exempt Municipal Bonds:**

81. **Charlottesville VA General Obligation Bond (7/15/27)** — $1,000 or less — Interest — $15,000 or less — Cash/Market

ADMINISTRATIVE OFFICE OF THE UNITED STATES COURTS

	DESCRIPTION	INCOME AMOUNT	INCOME TYPE	GROSS VALUE	VALUE METHOD
82.	**Poquoson VA General Obligation Bond (2/15/27)**	$1,000 or less	Interest	$15,001 - $50,000	Cash/Market
83.	**Loudoun Cnty VA General Obligation Bond (12/01/27)**	$1,000 or less	Interest	$15,000 or less	Cash/Market
84.	**Virginia Beach, VA General Obligation Bond (07/15/32)**	$1,000 or less	Interest	$15,001 - $50,000	Cash/Market
85.	**Loudoun County, VA General Obligation Bond (12/01/33)**	$1,000 or less	Interest	$15,001 - $50,000	Cash/Market
86.	**Virginia St. Hsg. Revenue Bond (3/1/28)**	$1,000 or less	Interest	$15,001 - $50,000	Cash/Market
87.	**Virginia Polytechnic Revenue Bond (6/1/29)**	$1,001 - $2,500	Interest		

Transactions	Transaction Type	Transaction Date	Transaction Value
(1).	Redeemed	Jun 25, 2025	$15,001 - $50,000

88.	**Virginia St. Res. Aut. Revenue Bond (11/1/32)**	$1,000 or less	Interest	$15,001 - $50,000	Cash/Market
89.	**VA Small Bus. FI HLT Revenue Bond (11/1/38)**	$1,000 or less	Interest	$15,001 - $50,000	Cash/Market
90.	**Upper Occoquan Sewage Authority (Virginia) Revenue Bond**	$1,000 or less	Interest		

Transactions	Transaction Type	Transaction Date	Transaction Value
(1).	Redeemed	Jul 1, 2025	$15,001 - $50,000

91.	**Virginia College Bldg. Authority Revenue Bond**	$1,000 or less	Interest	$15,001 - $50,000	Cash/Market
92.	**Virginia St. Pub. Bldg. Rev. 5% General Obligation Bond (08/01/2038)**	$1,000 or less	Interest	$15,001 - $50,000	Cash/Market
93.	**Charlottesville, Va. General Obligation Bond (06/15/2039)**	$1,000 or less	Interest	$15,001 - $50,000	Cash/Market
94.	**Fauquier Cnty. VA ECO Revenue Bond (08/15/2033)**	$1,000 or less	Interest	$15,001 - $50,000	Cash/Market
95.	**Spotslyvania Cnty. VA Revenue Bond**	$1,000 or less	Interest	$15,001 - $50,000	Cash/Market
96.	**Lynchburg VA GO 4% Revenue Bond (08/01/2039)**	$1,000 or less	Interest	$15,000 or less	Cash/Market
97.	**Virginia College Bld. Revenue Bond (02/01/2034)**	$1,000 or less	Interest	$15,001 - $50,000	Cash/Market
98.	**Upper Occoquan Sewage Authority Revenue Bond (07/01/2037)**	$1,000 or less	Interest	$15,001 - $50,000	Cash/Market
99.	**Virginia Commonwealth Univ. Revenue Bond (07/01/2031)**	$1,000 or less	Interest	$15,001 - $50,000	Cash/Market

Transactions	Transaction Type	Transaction Date	Transaction Value
(1).	Buy	Feb 21, 2025	$15,001 - $50,000

	DESCRIPTION	INCOME AMOUNT	INCOME TYPE	GROSS VALUE	VALUE METHOD
100.	**Prince William Cnty. Revenue Bond (10/01/2040)**	$1,000 or less	Interest	$15,001 - $50,000	Cash/Market

Transactions	Transaction Type	Transaction Date	Transaction Value
(1).	Buy	Jun 6, 2025	$15,001 - $50,000

101.	**Virginia State Revenue Bond (06/01/2039)**	$1,000 or less	Interest	$15,001 - $50,000	Cash/Market

Transactions	Transaction Type	Transaction Date	Transaction Value
(1).	Buy	Jul 3, 2025	$15,001 - $50,000

102.	**Virginia State Pub. School Revenue Bond (08/01/2037)**	$1,000 or less	Interest	$15,000 or less	Cash/Market

Transactions	Transaction Type	Transaction Date	Transaction Value
(1).	Buy	Jul 15, 2025	$15,000 or less

103.	**Virginia Beach, VA General Obligation Bond (02/01/2039)**	$1,000 or less	Interest	$15,001 - $50,000	Cash/Market

Transactions	Transaction Type	Transaction Date	Transaction Value
(1).	Buy	Jul 16, 2025	$15,001 - $50,000

104.	**Fairfax Cnty, VA General Obligation Bond (10/01/2038)**	$1,000 or less	Interest	$15,001 - $50,000	Cash/Market

Transactions	Transaction Type	Transaction Date	Transaction Value
(1).	Buy	Jun 18, 2025	$15,001 - $50,000

105.	**Culpepper, VA General Obligation Bond (08/01/2031)**	$1,000 or less	Interest	$15,001 - $50,000	Cash/Market

Transactions	Transaction Type	Transaction Date	Transaction Value
(1).	Buy	Dec 4, 2025	$15,001 - $50,000

106.	**Wells Fargo**	$1,000 or less	Interest	$100,001 - $250,000	Cash/Market
107.	**C.A. Associates, 2%, Norfolk, VA**	$15,001 - $50,000	Interest,Distribution	$50,001 - $100,000	Estimated
108.	**Friends of Cedar Point Country Club**	$1,000 or less	Interest	$15,000 or less	Estimated
109.	**(H) IRA-Brokerage Acct #3 directing and holding (lines 110-117)**				

Additional Explanation: UBS Financial Services IRA Account closed August 13, 2025.

110.	**IShares Trust IShares 5-10 Year Grade Corporate Bond ETF**	$1,000 or less	Dividend		

Transactions	Transaction Type	Transaction Date	Transaction Value
(1).	Sold	Feb 19, 2025	$15,000 or less

111.	**Vanguard Index Funds Vanguard Value ETF**	$1,000 or less	Dividend		

Transactions	Transaction Type	Transaction Date	Transaction Value
(1).	Sold (part)	Apr 21, 2025	$15,000 or less
(2).	Sold	May 19, 2025	$15,000 or less

112.	**Vanguard Index Funds Vanguard Growth ETF**	$2,501 - $5,000	Dividend		

ADMINISTRATIVE OFFICE OF THE UNITED STATES COURTS

	DESCRIPTION	INCOME AMOUNT	INCOME TYPE	GROSS VALUE	VALUE METHOD

Transactions	Transaction Type	Transaction Date	Transaction Value
(1).	Sold (part)	Jan 15, 2025	$15,000 or less
(2).	Sold	Mar 26, 2025	$15,000 or less

113. **IShares IBoxx $ Invt Gra De Corp Fund ETF** | $1,000 or less | Dividend

Transactions	Transaction Type	Transaction Date	Transaction Value
(1).	Sold	Mar 10, 2025	$15,000 or less

114. **IShares 7-10 Year Treas Bond ETF** | $1,000 or less | Dividend

Transactions	Transaction Type	Transaction Date	Transaction Value
(1).	Sold	Jan 15, 2025	$15,000 or less

115. **SPDR Gold Shares ETF** | $1,000 or less | Gain

Transactions	Transaction Type	Transaction Date	Transaction Value
(1).	Sold	May 19, 2025	$15,000 or less

116. **Invesco Treas. Coll. ETF** | $1,000 or less | Dividend

Transactions	Transaction Type	Transaction Date	Transaction Value
(1).	Sold (part)	Feb 19, 2025	$15,000 or less
(2).	Sold	May 19, 2025	$15,000 or less

117. **UBS Bank USA Dep Acct** | $1,000 or less | Interest

Transactions	Transaction Type	Transaction Date	Transaction Value
(1).	Closed	May 30, 2025	$15,000 or less

118. **(H) 529 Education Account #1 holding (line 119)**

119. **American Funds Growth Portfolio-529** | $1,000 or less | Dividend | $100,001 - $250,000 | Cash/Market

Transactions	Transaction Type	Transaction Date	Transaction Value
(1).	Buy (add'l)	Dec 16, 2025	$15,000 or less

120. **(H) 529 Education Account #2 holding (line 121)**

121. **American Funds Growth Portfolio-529** | $1,000 or less | Dividend | $50,001 - $100,000 | Cash/Market

Transactions	Transaction Type	Transaction Date	Transaction Value
(1).	Buy (add'l)	Dec 16, 2025	$15,000 or less

122. **(H) 529 Education Account #3 holding (line 123)**

123. **American Funds Growth Portfolio-529** | $1,000 or less | Dividend | $15,001 - $50,000 | Cash/Market

Transactions	Transaction Type	Transaction Date	Transaction Value
(1).	Buy (add'l)	Dec 17, 2025	$15,000 or less

124. **(H) Brokerage Account #5 directing (line 125)**

125. **(H) Brokerage Account #5 holding (lines 126-177)**

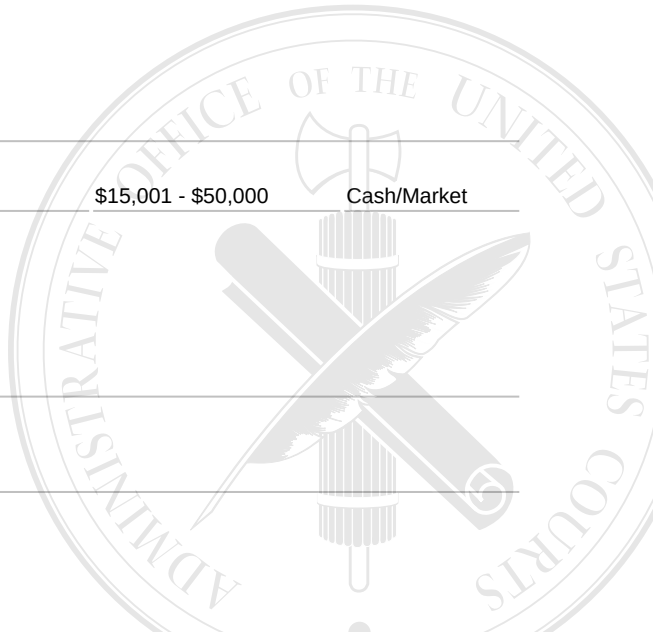

	DESCRIPTION	INCOME AMOUNT	INCOME TYPE	GROSS VALUE	VALUE METHOD
126.	**Charles Schwab Bank Cash Equivalent Account**	$1,000 or less	Interest	$15,000 or less	Cash/Market
127.	**Schwab U.S. Treasury Money Fund**	$1,000 or less	Dividend	$15,000 or less	Cash/Market
128.	**(H) Tax Exempt Municipal Bonds:**				
129.	**Virginia Bch VA PFA Revenue Bond (4/15/27)**	$1,000 or less	Interest	$15,000 or less	Cash/Market
130.	**Fairfax Cnty VA General Obligation Bond (10/01/27)**	$1,000 or less	Interest	$15,000 or less	Cash/Market
131.	**Loudon County General Obligation Bond (12/1/28)**	$1,000 or less	Interest	$15,000 or less	Cash/Market
132.	**Fredericksburg VA EC Revenue Bond (6/15/29)**	$1,000 or less	Interest		

Transactions	Transaction Type	Transaction Date	Transaction Value
(1).	Redeemed	May 14, 2025	$15,000 or less

133.	**Norfolk VA General Obligation Bond (3/1/33)**	$1,000 or less	Interest	$15,000 or less	Cash/Market
134.	**VA Small Bus FI HLT Revenue Bond (11/1/36)**	$1,000 or less	Interest	$15,000 or less	Cash/Market
135.	**(H) Equities/Stocks:**				
136.	**Adobe Inc.**		None	$15,000 or less	Cash/Market
137.	**Alphabet Inc.**	$1,000 or less	Dividend	$15,000 or less	Cash/Market
138.	**Amazon.Com Inc.**	$1,000 or less	Dividend	$15,000 or less	Cash/Market
139.	**Apple Inc.**	$1,000 or less	Dividend	$15,000 or less	Cash/Market
140.	**Blackrock Inc.**	$1,000 or less	Dividend	$15,000 or less	Cash/Market
141.	**Borg Warner Inc.**	$1,000 or less	Dividend	$15,000 or less	Cash/Market
142.	**Chevron Corp.**	$1,000 or less	Dividend	$15,000 or less	Cash/Market
143.	**Cisco Systems Inc.**	$1,000 or less	Dividend	$15,000 or less	Cash/Market
144.	**Comcast Corp.**	$1,000 or less	Dividend	$15,000 or less	Cash/Market
145.	**Discover Financial Services**	$1,000 or less	Dividend		

Transactions	Transaction Type	Transaction Date	Transaction Value
(1).	Sold	May 19, 2025	$15,000 or less

Additional Explanation: Capital One Financial Corp. acquired Discover Financial Services in an all-stock transaction.

146.	**Capital One Financial Corp.,**	$1,000 or less	Dividend	$15,000 or less	Cash/Market

DESCRIPTION	INCOME AMOUNT	INCOME TYPE	GROSS VALUE	VALUE METHOD

Transactions	Transaction Type	Transaction Date	Transaction Value
(1).	Buy	May 19, 2025	$15,000 or less

Additional Explanation: Capital One Financial Corp. acquired Discover Financial Services in an all-stock transaction.

147.	**Dominion Energy Inc.**	$1,000 or less	Dividend	$15,000 or less	Cash/Market
148.	**Eastman Chemical Co.**	$1,000 or less	Dividend	$15,000 or less	Cash/Market
149.	**Emerson Electric Co.**	$1,000 or less	Dividend	$15,000 or less	Cash/Market
150.	**Home Depot Inc.**	$1,000 or less	Dividend	$15,000 or less	Cash/Market
151.	**J.P. Morgan Chase & Co.**	$1,000 or less	Dividend	$15,000 or less	Cash/Market
152.	**Kimberly Clark Co.**	$1,000 or less	Dividend	$15,000 or less	Cash/Market
153.	**Mastercard Inc.**	$1,000 or less	Dividend	$15,000 or less	Cash/Market
154.	**McDonalds Corp.**	$1,000 or less	Dividend	$15,000 or less	Cash/Market
155.	**Meta Platforms Inc.**	$1,000 or less	Dividend	$15,000 or less	Cash/Market
156.	**Microsoft Corp.**	$1,000 or less	Dividend	$15,000 or less	Cash/Market
157.	**Pepsico Inc.**	$1,000 or less	Dividend	$15,000 or less	Cash/Market
158.	**Prudential Financial**	$1,000 or less	Dividend	$15,000 or less	Cash/Market
159.	**TJX Companies Inc.**	$1,000 or less	Dividend	$15,000 or less	Cash/Market
160.	**Union Pacific Corp.**	$1,000 or less	Dividend	$15,000 or less	Cash/Market
161.	**United Parcel Srvc.**	$1,000 or less	Dividend	$15,000 or less	Cash/Market
162.	**Verizon Communication**	$1,000 or less	Dividend	$15,000 or less	Cash/Market
163.	**Walmart Inc.**	$1,000 or less	Dividend	$15,000 or less	Cash/Market
164.	**IShares S&P Mid Cap 400 ETF**	$1,000 or less	Dividend	$15,000 or less	Cash/Market
165.	**ISHS MSCI Intl Quality ETF**	$1,000 or less	Dividend	$15,000 or less	Cash/Market
166.	**Pimco Short Term Municipal Bond ETF**	$1,000 or less	Dividend		

Transactions	Transaction Type	Transaction Date	Transaction Value
(1).	Sold	May 7, 2025	$15,000 or less

167.	**SPDR S&P 600 Small Cap. ETF**	$1,000 or less	Dividend	$15,000 or less	Cash/Market
168.	**Vanguard FTSE Developed ETF**	$1,000 or less	Dividend	$15,000 or less	Cash/Market
169.	**Wisdomtree Emrg Mkts ETF**	$1,000 or less	Dividend	$15,000 or less	Cash/Market
170.	**Nvida Corp.**	$1,000 or less	Dividend	$15,000 or less	Cash/Market

ADMINISTRATIVE OFFICE OF THE UNITED STATES COURTS

	DESCRIPTION	INCOME AMOUNT	INCOME TYPE	GROSS VALUE	VALUE METHOD
171.	**Pimco Intermediate Municipal Bond ETF**	$1,000 or less	Dividend		

Transactions	Transaction Type	Transaction Date	Transaction Value
(1).	Buy (add'l)	Jan 27, 2025	$15,000 or less
(2).	Buy (add'l)	Jul 11, 2025	$15,000 or less
(3).	Sold (part)	Aug 21, 2025	$15,001 - $50,000
(4).	Sold	Aug 27, 2025	$15,001 - $50,000

172.	**W.R. Berkley Corp.**	$1,000 or less	Dividend	$15,000 or less	Cash/Market
173.	**Charles Schwab Corp.**	$1,000 or less	Dividend	$15,000 or less	Cash/Market
174.	**FiServe, Inc.**	$1,000 or less	Dividend	$15,000 or less	Cash/Market
175.	**Corning, Inc.**	$1,000 or less	Dividend	$15,000 or less	Cash/Market
176.	**J.P. Morgan Ultra Short Municipal Income ETF**	$1,000 or less	Dividend	$15,001 - $50,000	Cash/Market

Transactions	Transaction Type	Transaction Date	Transaction Value
(1).	Buy	May 8, 2025	$15,000 or less
(2).	Buy (add'l)	Jun 12, 2025	$15,000 or less
(3).	Buy (add'l)	Aug 22, 2025	$15,001 - $50,000
(4).	Buy (add'l)	Dec 4, 2025	$15,000 or less

177.	**IShares National Muni Bond ETF**	$1,000 or less	Dividend	$15,001 - $50,000	Cash/Market

Transactions	Transaction Type	Transaction Date	Transaction Value
(1).	Buy (add'l)	Aug 28, 2025	$15,001 - $50,000
(2).	Buy (add'l)	Dec 31, 2025	$15,000 or less

VIII. Additional Information or Explanations

	ADDITIONAL INFORMATION OR EXPLANATION
1.	Line 18, U.S. Treasury Securities. Combines income and gross value of all current U.S. Treasury Notes and Bills that did not incur any transactions during the 2025 reporting period.
2.	Line 109, (H) IRA-Brokerage Acct #3 directing and holding lines 110-117, account with UBS Financial Services closed on 8/13/2025.