Annual, 2025

Financial Disclosure Report (AO Form 10)

Filer's Information
Steele, William H.
U.S. District Court - Alabama Southern
Senior District Judge

I certify that all information given above (including information pertaining to my spouse and minor or dependent children, if any) is accurate, true, and complete to the best of my knowledge and belief, and that any information not reported was withheld because it met applicable statutory provisions permitting non-disclosure.

I further certify that earned income from outside employment and honoraria and the acceptance of gifts which have been reported are in compliance with the provisions of 5 U.S.C. Â§ 13141 et. seq., 5 U.S.C. Â§ 7353, and Judicial Conference regulations.

/s/ Steele, William H. [electronically signed on Aug 20, 2026 10:34am by Steele, William H. in JEFS]
/s/ Steele, William H. [electronically signed on Aug 5, 2026 4:31pm by Steele, William H. in JEFS]

I. Positions

I do not have any Positions to report
No entries in this section

II. Agreements

I do not have any Agreements to report
No entries in this section

III A. Filer Non-Investment Income

	SOURCE	INCOME TYPE	INCOME AMOUNT	HONORARIUM DATE
1.	First Church of Christ Scientist	Fees	$1,110.00	
2.	Self-employed	Other: Musician	$2,275.00	

III B. Spouse Non-Investment Income

	SOURCE	DESCRIPTION	HONORARIUM	HONORARIUM AMOUNT	HONORARIUM DATE
1.	Retirement Systems of Alabama	Pension	No	$0.00	
2.	Nationwide Retirement Solutions	Deferred pay & retirement	No	$0.00	

IV. Reimbursements

I do not have any Reimbursements to report
No entries in this section

V. Gifts

I do not have any Gifts to report
No entries in this section

VI. Liabilities

I do not have any Liabilities to report
No entries in this section

VII. Investments and Trusts

	DESCRIPTION	INCOME AMOUNT	INCOME TYPE	GROSS VALUE	VALUE METHOD
1.	**(H) Individual Assets**				
1-A.	Regions Bank (cash)	$1,000 or less	Interest	$15,001 - $50,000	Cash/Market
1-B.	American Express High Yield Savings (cash)	$2,501 - $5,000	Interest	$50,001 - $100,000	Cash/Market
1-C.	John Hancock Survivorship Universal Life Insurance		None	$100,001 - $250,000	Cash/Market
1-D.	Rental property #1, Orange Beach, AL	$15,001 - $50,000	Rent	$250,001 - $500,000	Estimated
2.	**(H) Account #1**				
2-A.	AB Cap Fd Inc Global REI (AREAX)	$1,000 or less	Gain		
	Transactions **Transaction Type** **Transaction Date** **Transaction Value**				
	(1). Sold Apr 24, 2025 $15,001 - $50,000				
2-B.	Alliance Bernstein Large-Cap Growth Class A (APGAX)	$5,001 - $15,000	Dividend	$100,001 - $250,000	Cash/Market
2-C.	Alliance Bernstein Sustainable Global Thematic Fund (ALTFX)	$2,501 - $5,000	Dividend	$15,001 - $50,000	Cash/Market
	Transactions **Transaction Type** **Transaction Date** **Transaction Value**				
	(1). Buy Apr 25, 2025 $15,000 or less				
2-D.	Federated Hermes Mdt Small Cap Growth Fund Cl C (QCSGX)	$1,000 or less	Dividend	$15,000 or less	Cash/Market
2-E.	John Hancock Regional Bank (FRBAX)	$5,001 - $15,000	Dividend	$50,001 - $100,000	Cash/Market
2-F.	PGIM Jennison Blend Fund Class A (PBQAX)	$2,501 - $5,000	Dividend	$50,001 - $100,000	Cash/Market
3.	**(H) Account #2**				
3-A.	Putnam Emerging Mkts Equity Fd Cl A (PEMMX)	$1,000 or less	Dividend	$15,001 - $50,000	Cash/Market
3-B.	Touchstone Strategic Tr Large Cap Focused Fund Cl A (SENCX)	$1,000 or less	Dividend	$15,001 - $50,000	Cash/Market
	Transactions **Transaction Type** **Transaction Date** **Transaction Value**				
	(1). Sold (part) May 29, 2025 $15,000 or less				
4.	**(H) Account #3**				
4-A.	Baron Invt Funds Trust Small Cap Fund (BSFIX)	$1,000 or less	Dividend	$15,000 or less	Cash/Market
4-B.	Causeway Intl Value Fund (CIVIX)	$1,001 - $2,500	Dividend	$15,001 - $50,000	Cash/Market
4-C.	Dodge & Cox Stock Fund (DODGX)	$1,001 - $2,500	Dividend,Gain	$15,000 or less	Cash/Market
	Transactions **Transaction Type** **Transaction Date** **Transaction Value**				
	(1). Sold (part) Mar 25, 2025 $15,000 or less				
4-D.	Harbor Embark Commodity Str Instl Fund (ECSWX)	$1,001 - $2,500	Dividend	$15,000 or less	Cash/Market
4-E.	American Funds Euro Pacific Growth (AEPGX)	$1,001 - $2,500	Dividend	$15,001 - $50,000	Cash/Market
4-F.	AMG Timessquare Mid Cap Grwth Fd I (TQMIX)	$1,001 - $2,500	Dividend	$15,001 - $50,000	Cash/Market
4-G.	Fidelity 500 Index Fund (FXAIX)	$1,000 or less	Dividend,Gain	$15,001 - $50,000	Cash/Market

	DESCRIPTION	INCOME AMOUNT	INCOME TYPE	GROSS VALUE	VALUE METHOD
	Transactions **Transaction Type** **Transaction Date** **Transaction Value**				
	(1). Buy Mar 24, 2025 $15,001 - $50,000				
	(2). Sold (part) Jul 30, 2025 $15,000 or less				
4-H.	Goldman Sachs Tr Finl Square Treas Instrs Fd Instl Cl (FTIXX)	$1,000 or less	Dividend,	$15,000 or less	Cash/Market
	Transactions **Transaction Type** **Transaction Date** **Transaction Value**				
	(1). Buy Mar 25, 2025 $15,000 or less				
	(2). Buy (add'l) Jul 30, 2025 $15,000 or less				
4-I.	American Funds Growth Fd of Amer F2 (GFFFX)	$5,001 - $15,000	Dividend,Gain	$15,001 - $50,000	Cash/Market
	Transactions **Transaction Type** **Transaction Date** **Transaction Value**				
	(1). Sold (part) May 30, 2025 $15,000 or less				
	(2). Sold (part) Jul 30, 2025 $15,000 or less				
4-J.	American Funds New World Fd F2 (NFFFX)	$1,001 - $2,500	Dividend	$15,001 - $50,000	Cash/Market
	Transactions **Transaction Type** **Transaction Date** **Transaction Value**				
	(1). Buy (add'l) Jul 30, 2025 $15,000 or less				
4-K.	American Funds Wash Mut Fd F2 (WMFFX)	$5,001 - $15,000	Dividend,Gain	$50,001 - $100,000	Cash/Market
	Transactions **Transaction Type** **Transaction Date** **Transaction Value**				
	(1). Sold (part) Jul 30, 2025 $15,000 or less				
4-L.	Invesco Oppenheimer Dev Mkts Cl Y (ODVYX)		None		
	Transactions **Transaction Type** **Transaction Date** **Transaction Value**				
	(1). Sold Jul 30, 2025 $15,001 - $50,000				
4-M.	Jensen Quality Growth Fund Portfolio Inc Class I SHS (JENIX)	$1,001 - $2,500	Dividend,Gain		
	Transactions **Transaction Type** **Transaction Date** **Transaction Value**				
	(1). Sold Mar 24, 2025 $15,000 or less				
4-N.	John Hancock Funds III Disc Val Mid Cap Fd (JVMIX)	$1,001 - $2,500	Dividend	$15,001 - $50,000	Cash/Market
	Transactions **Transaction Type** **Transaction Date** **Transaction Value**				
	(1). Buy (add'l) Jul 30, 2025 $15,000 or less				
4-O.	Lazard Fds Inch Emerging Mrkts Port Instl Shs (LZEMX)	$1,000 or less	Dividend	$15,000 or less	Cash/Market
	Transactions **Transaction Type** **Transaction Date** **Transaction Value**				
	(1). Buy (add'l) Jul 30, 2025 $15,000 or less				
4-P.	American Funds Europac Grwth Fd F2 (AEPFX)	$2,501 - $5,000	Dividend	$15,001 - $50,000	Cash/Market
	Transactions **Transaction Type** **Transaction Date** **Transaction Value**				
	(1). Buy (add'l) Jul 30, 2025 $15,000 or less				
4-Q.	JP Morgan Trust I Emerging Markets Equity Fund Class L (JMIEX)	$1,000 or less	Dividend	$15,000 or less	Cash/Market
	Transactions **Transaction Type** **Transaction Date** **Transaction Value**				
	(1). Buy Jul 30, 2025 $15,000 or less				
4-R.	Pimco Commodities Plus Strategy Fd (PCLIX)	$1,000 or less	Dividend	$15,000 or less	Cash/Market
4-S.	Putnam Large Cap Growth Fund Class A (POGAX)	$50,001 - $100,000	Dividend,Gain	$250,001 - $500,000	Cash/Market
	Transactions **Transaction Type** **Transaction Date** **Transaction Value**				
	(1). Sold (part) Jul 3, 2025 $50,001 - $100,000				
4-T.	T Rowe Price Intl Overseas Fund (TROSX)	$1,000 or less	Dividend,Gain	$15,000 or less	Cash/Market
	Transactions **Transaction Type** **Transaction Date** **Transaction Value**				
	(1). Sold (part) Jul 30, 2025 $15,000 or less				
4-U.	T Rowe Price Blue Chip Growth Fund (TRBCX)	$1,000 or less	Dividend	$15,000 or less	Cash/Market

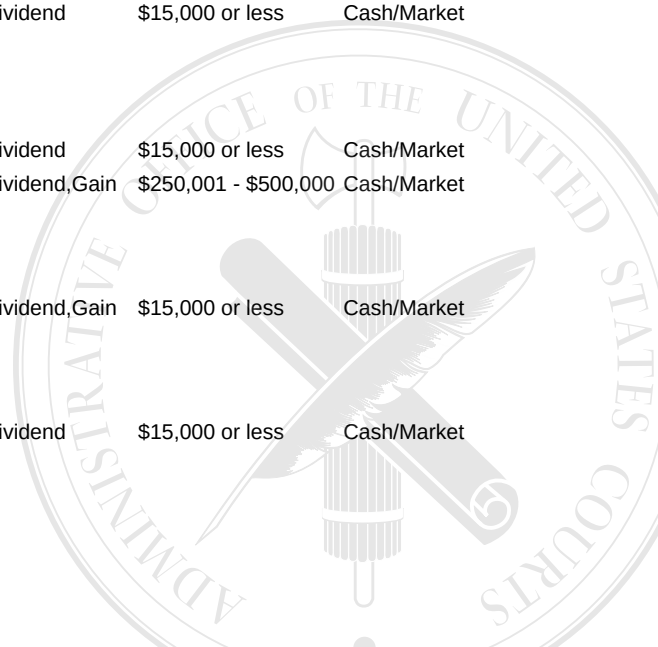

	DESCRIPTION	INCOME AMOUNT	INCOME TYPE	GROSS VALUE	VALUE METHOD
	Transactions **Transaction Type** **Transaction Date** **Transaction Value**				
	(1). Buy Jul 30, 2025 $15,000 or less				
4-V.	Victory Sycamore Small Co Opp Fd I (VSOIX)	$1,000 or less	Dividend,Gain	$15,000 or less	Cash/Market
	Transactions **Transaction Type** **Transaction Date** **Transaction Value**				
	(1). Sold (part) Jul 30, 2025 $15,000 or less				
5.	**(H) Account #4**				
5-A.	Wells Fargo Bank (cash)	$1,000 or less	Interest	$15,000 or less	Cash/Market
5-B.	Abbott Laboratories (ABT)	$1,000 or less	Dividend	$15,000 or less	Cash/Market
5-C.	Accenture PLC (ACN)	$1,000 or less	Dividend	$15,000 or less	Cash/Market
	Transactions **Transaction Type** **Transaction Date** **Transaction Value**				
	(1). Buy (add'l) Aug 5, 2025 $15,000 or less				
5-D.	AFLAC Inc (AFL)	$1,001 - $2,500	Dividend,Gain	$15,000 or less	Cash/Market
	Transactions **Transaction Type** **Transaction Date** **Transaction Value**				
	(1). Sold (part) Aug 5, 2025 $15,000 or less				
5-E.	Alphabet Inc Cl A (GOOGL)	$1,000 or less	Dividend	$15,000 or less	Cash/Market
	Transactions **Transaction Type** **Transaction Date** **Transaction Value**				
	(1). Buy May 20, 2025 $15,000 or less				
	(2). Buy (add'l) Jun 5, 2025 $15,000 or less				
	(3). Buy (add'l) Aug 5, 2025 $15,000 or less				
5-F.	American Express Company (AXP)	$1,000 or less	Dividend	$15,000 or less	Cash/Market
	Transactions **Transaction Type** **Transaction Date** **Transaction Value**				
	(1). Buy Jul 3, 2025 $15,000 or less				
5-G.	American Tower Corp (AMT)	$1,000 or less	Dividend	$15,000 or less	Cash/Market
5-H.	Amgen Inc (AMGN)	$1,000 or less	Dividend	$15,000 or less	Cash/Market
5-I.	Analog Devices, Inc. (ADI)	$1,000 or less	Dividend	$15,000 or less	Cash/Market
5-J.	Apple Inc. (AAPL)	$1,000 or less	Dividend	$15,001 - $50,000	Cash/Market
	Transactions **Transaction Type** **Transaction Date** **Transaction Value**				
	(1). Buy (add'l) Feb 11, 2025 $15,000 or less				
5-K.	Automatic Data Processing (ADP)	$1,000 or less	Dividend	$15,000 or less	Cash/Market
5-L.	BlackRock Inc (BLK)	$1,000 or less	Dividend,Gain	$15,000 or less	Cash/Market
	Transactions **Transaction Type** **Transaction Date** **Transaction Value**				
	(1). Sold (part) Aug 5, 2025 $15,000 or less				
5-M.	Broadcom Inc (AVGO)	$1,000 or less	Dividend	$15,001 - $50,000	Cash/Market
	Transactions **Transaction Type** **Transaction Date** **Transaction Value**				
	(1). Buy (add'l) Feb 11, 2025 $15,000 or less				
5-N.	Carlisle Companies Inc (CSL)	$1,000 or less	Dividend	$15,000 or less	Cash/Market
	Transactions **Transaction Type** **Transaction Date** **Transaction Value**				
	(1). Buy Feb 11, 2025 $15,000 or less				
5-O.	Chevron Corp (CVX)	$1,000 or less	Dividend	$15,000 or less	Cash/Market
5-P.	Chubb LTD (CB)	$1,000 or less	Dividend,Gain	$15,000 or less	Cash/Market
	Transactions **Transaction Type** **Transaction Date** **Transaction Value**				
	(1). Sold (part) Aug 5, 2025 $15,000 or less				
5-Q.	Cisco Systems Inc (CSCO)	$1,000 or less	Dividend	$15,000 or less	Cash/Market
5-R.	CMS Energy Corp (CMS)	$1,000 or less	Dividend	$15,000 or less	Cash/Market
5-S.	Colgate-Palmolive Co (CL)	$1,000 or less	Dividend,Gain		
	Transactions **Transaction Type** **Transaction Date** **Transaction Value**				
	(1). Sold Aug 19, 2025 $15,000 or less				

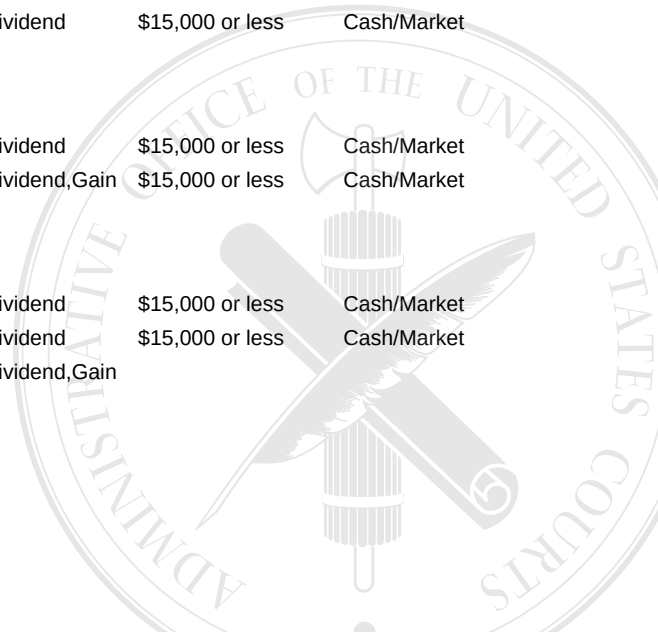

	DESCRIPTION	INCOME AMOUNT	INCOME TYPE	GROSS VALUE	VALUE METHOD
5-T.	Comcast Corp (CMCSA)	$1,000 or less	Dividend		
	Transactions **Transaction Type** **Transaction Date** **Transaction Value**				
	(1). Sold Mar 19, 2025 $15,000 or less				
5-U.	Constellation Energy Corp (CEG)	$1,000 or less	Dividend	$15,000 or less	Cash/Market
	Transactions **Transaction Type** **Transaction Date** **Transaction Value**				
	(1). Buy Apr 10, 2025 $15,000 or less				
5-V.	Costco Wholesale Corp (COST)	$1,000 or less	Dividend	$15,000 or less	Cash/Market
5-W.	Eli Lilly & Co (LLY)		None	$15,000 or less	Cash/Market
	Transactions **Transaction Type** **Transaction Date** **Transaction Value**				
	(1). Buy Dec 5, 2025 $15,000 or less				
5-X.	Emerson Electric Co (EMR)	$1,000 or less	Dividend	$15,000 or less	Cash/Market
5-Y.	Factset Research Systems (FDS)	$1,000 or less	Dividend	$15,000 or less	Cash/Market
5-Z.	GE Aerospace (GE)	$1,000 or less	Dividend	$15,000 or less	Cash/Market
	Transactions **Transaction Type** **Transaction Date** **Transaction Value**				
	(1). Buy Jan 3, 2025 $15,000 or less				
5-AA.	General Dynamics Corp (GD)	$1,000 or less	Dividend,Gain	$15,000 or less	Cash/Market
	Transactions **Transaction Type** **Transaction Date** **Transaction Value**				
	(1). Sold (part) Aug 19, 2025 $15,000 or less				
5-AB.	Grainger W W Inc (GWW)	$1,000 or less	Dividend	$15,000 or less	Cash/Market
5-AC.	Illinois Tool Works Inc (ITW)	$1,000 or less	Dividend	$15,000 or less	Cash/Market
5-AD.	Johnson & Johnson (JNJ)	$1,000 or less	Dividend	$15,000 or less	Cash/Market
5-AE.	JPMorgan Chase & Co (JPM)	$1,000 or less	Dividend	$15,001 - $50,000	Cash/Market
5-AF.	Linde PLC (LIN)	$1,000 or less	Dividend	$15,000 or less	Cash/Market
5-AG.	Lowe's Companies (LOW)	$2,501 - $5,000	Dividend,Gain	$15,000 or less	Cash/Market
	Transactions **Transaction Type** **Transaction Date** **Transaction Value**				
	(1). Sold (part) Dec 5, 2025 $15,000 or less				
5-AH.	L3Harris Corp (HRS)	$1,000 or less	Dividend	$15,000 or less	Cash/Market
5-AI.	McDonald's Corp (MCD)	$1,000 or less	Dividend	$15,000 or less	Cash/Market
5-AJ.	Meta Platforms Inc (META)	$1,000 or less	Dividend	$15,000 or less	Cash/Market
	Transactions **Transaction Type** **Transaction Date** **Transaction Value**				
	(1). Buy Mar 19, 2025 $15,000 or less				
	(2). Buy (add'l) Apr 10, 2025 $15,000 or less				
	(3). Buy (add'l) Dec 5, 2025 $15,000 or less				
5-AK.	Medtronic Inc (MDT)	$1,000 or less	Dividend,Gain		
	Transactions **Transaction Type** **Transaction Date** **Transaction Value**				
	(1). Sold Feb 11, 2025 $15,000 or less				
5-AL.	Microsoft Corp (MSFT)	$2,501 - $5,000	Dividend	$15,001 - $50,000	Cash/Market
	Transactions **Transaction Type** **Transaction Date** **Transaction Value**				
	(1). Buy (add'l) Feb 11, 2025 $15,000 or less				
	(2). Sold (part) Jun 5, 2025 $15,000 or less				
	(3). Buy (add'l) Aug 5, 2025 $15,000 or less				
5-AM.	NextEra Energy Inc (NEE)	$1,000 or less	Dividend	$15,000 or less	Cash/Market
5-AN.	Nike Inc (NKE)	$1,000 or less	Dividend		
	Transactions **Transaction Type** **Transaction Date** **Transaction Value**				
	(1). Buy (add'l) Feb 11, 2025 $15,000 or less				
	(2). Sold Jun 5, 2025 $15,000 or less				
5-AO.	Norfolk Southern Corp (NSC)	$1,001 - $2,500	Interest,Gain		
	Transactions **Transaction Type** **Transaction Date** **Transaction Value**				
	(1). Sold Feb 11, 2025 $15,000 or less				

ADMINISTRATIVE OFFICE OF THE UNITED STATES COURTS

	DESCRIPTION	INCOME AMOUNT	INCOME TYPE	GROSS VALUE	VALUE METHOD
5-AP.	PPG Industries (PPG)	$1,000 or less	Dividend		
	Transactions **Transaction Type** **Transaction Date** **Transaction Value**				
	(1). Sold Aug 19, 2025 $15,000 or less				
5-AQ.	Paychex Inc (PAYX)	$1,001 - $2,500	Dividend,Gain	$15,000 or less	Cash/Market
	Transactions **Transaction Type** **Transaction Date** **Transaction Value**				
	(1). Sold (part) Dec 5, 2025 $15,000 or less				
5-AR.	Pepsico Inc (PEP)	$1,000 or less	Dividend	$15,000 or less	Cash/Market
5-AS.	Phillips 66 (PSX)	$1,000 or less	Dividend	$15,000 or less	Cash/Market
5-AT.	Procter & Gamble (PG)	$1,000 or less	Dividend	$15,000 or less	Cash/Market
5-AU.	Prologis Inc (PLD)	$1,000 or less	Dividend	$15,000 or less	Cash/Market
	Transactions **Transaction Type** **Transaction Date** **Transaction Value**				
	(1). Buy Aug 19, 2025 $15,000 or less				
5-AV.	S&P Global Inc (SPGI)	$1,000 or less	Dividend	$15,000 or less	Cash/Market
5-AW.	Sherwin Williams Co (SHW)	$1,000 or less	Dividend	$15,000 or less	Cash/Market
	Transactions **Transaction Type** **Transaction Date** **Transaction Value**				
	(1). Buy Aug 19, 2025 $15,000 or less				
5-AX.	Starbucks Corp (SBUX)	$1,000 or less	Dividend	$15,000 or less	Cash/Market
5-AY.	Target Corp (TGT)	$1,000 or less	Dividend,Gain		
	Transactions **Transaction Type** **Transaction Date** **Transaction Value**				
	(1). Sold Jun 5, 2025 $15,000 or less				
5-AZ.	Unitedhealth Group Inc (UNH)	$1,001 - $2,500	Dividend,Gain		
	Transactions **Transaction Type** **Transaction Date** **Transaction Value**				
	(1). Sold (part) Jan 3, 2025 $15,000 or less				
	(2). Sold Jul 3, 2025 $15,000 or less				
5-BA.	Walmart Inc (WMT)	$1,000 or less	Dividend,	$15,000 or less	Cash/Market
5-BB.	WEC Energy Group (WEC)	$1,000 or less	Dividend	$15,000 or less	Cash/Market
5-BC.	Zoetis Inc (ZTS)	$1,000 or less	Dividend	$15,000 or less	Cash/Market
6.	**(H) Account #5**				
6-A.	Alliance Bernstein Large Capital Growth (APGAX)	$15,001 - $50,000	Dividend	$100,001 - $250,000	Cash/Market
6-B.	Fidelity Advisors Small Cap Value Fund (FCVAX)	$1,001 - $2,500	Dividend	$15,001 - $50,000	Cash/Market
6-C.	American Funds Fundamental Investors Inc. (ANCFX)	$15,001 - $50,000	Dividend	$250,001 - $500,000	Cash/Market
6-D.	American Funds Growth Fund of America (AGTHX)	$15,001 - $50,000	Dividend	$250,001 - $500,000	Cash/Market
6-E.	Franklin Mutual Shares (TESIX)	$2,501 - $5,000	Dividend	$50,001 - $100,000	Cash/Market
6-F.	American Funds New Economy Fund (ANEFX)	$5,001 - $15,000	Dividend	$100,001 - $250,000	Cash/Market
6-G.	Putnam Invt Fds Multi-Cap Value Fund (PMVAX)	$5,001 - $15,000	Dividend	$50,001 - $100,000	Cash/Market
6-H.	American Funds Washington Mutual (AWSHX)	$15,001 - $50,000	Dividend	$100,001 - $250,000	Cash/Market
6-I.	Allspring Money Market Fund Class Premier (WMPXX)	$1,001 - $2,500	Dividend	$50,001 - $100,000	Cash/Market
	Transactions **Transaction Type** **Transaction Date** **Transaction Value**				
	(1). Sold (part) Nov 17, 2025 $15,000 or less				
7.	**(H) Account #6**				
	Additional Explanation: This account does not generate reportable income.				
	Additional Explanation: Nationwide Destination B Variable Annuity.				
7-A.	FIDVIP Free 2020 SVC 2		None	$50,001 - $100,000	Cash/Market
7-B.	Nw Amfds Nvit Asstalloc II		None	$100,001 - $250,000	Cash/Market
7-C.	Nw Nvit Inv Dest Capapp II		None	$50,001 - $100,000	Cash/Market
8.	**(H) Account #7**				
8-A.	BNY Mellon Dynamic Val Y	$2,501 - $5,000	Dividend	$15,001 - $50,000	Cash/Market

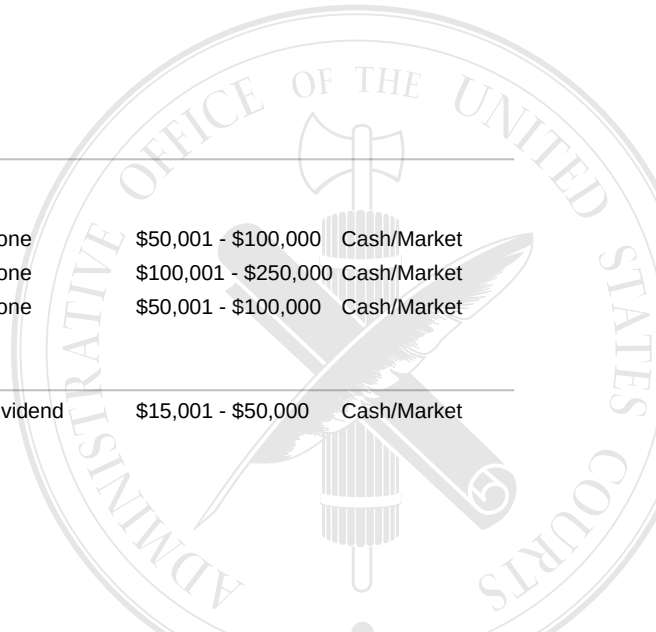

	DESCRIPTION	INCOME AMOUNT	INCOME TYPE	GROSS VALUE	VALUE METHOD
	Transactions **Transaction Type** **Transaction Date** **Transaction Value**				
	(1). Buy Oct 10, 2025 $15,001 - $50,000				
8-B.	Nationwide Fixed Account 1a (cash)		None	$15,001 - $50,000	Cash/Market
8-C.	Vanguard Windsor Admiral Fund	$1,000 or less	Dividend		
	Transactions **Transaction Type** **Transaction Date** **Transaction Value**				
	(1). Sold Oct 10, 2025 $15,001 - $50,000				
8-D.	Putnam Growth Opportunity Fund	$1,001 - $2,500	Dividend	$15,001 - $50,000	Cash/Market
8-E.	Victory Sycamore Established Value I Fund	$1,000 or less	Dividend	$15,000 or less	Cash/Market

VIII. Additional Information or Explanations

I do not have any Additional Information to report
No entries in this section