Annual, 2025

Financial Disclosure Report (AO Form 10)

Filer's Information
Torres, Analisa
U.S. District Court - New York Southern
District Judge

I certify that all information given above (including information pertaining to my spouse and minor or dependent children, if any) is accurate, true, and complete to the best of my knowledge and belief, and that any information not reported was withheld because it met applicable statutory provisions permitting non-disclosure.

I further certify that earned income from outside employment and honoraria and the acceptance of gifts which have been reported are in compliance with the provisions of 5 U.S.C. Â§ 13141 et. seq., 5 U.S.C. Â§ 7353, and Judicial Conference regulations.

/s/ Torres, Analisa [electronically signed on Sep 15, 2026 3:28pm by Torres, Analisa in JEFS]
/s/ Torres, Analisa [electronically signed on Aug 10, 2026 10:39am by Torres, Analisa in JEFS]

I. Positions

I do not have any Positions to report
No entries in this section

II. Agreements

	EMPLOYER OR PARTY NAME	TERMS	AGREEMENT START MONTH	AGREEMENT START YEAR
1.	New York State Local & Retirement System/Defined Benefit Pension Plan	Defined Benefit Pension Plan		2019

III A. Filer Non-Investment Income

	SOURCE	INCOME TYPE	INCOME AMOUNT	HONORARIUM DATE
1.	New York State Local & Retirement System/Defined Benefit Pension Plan	Fixed Retirement / Pension Benefits	$48,000.00	

III B. Spouse Non-Investment Income

	SOURCE	DESCRIPTION	HONORARIUM	HONORARIUM AMOUNT	HONORARIUM DATE
1.	Wells Fargo Advisors-salary, commissions and bonus			$0.00	

IV. Reimbursements

I do not have any Reimbursements to report
No entries in this section

V. Gifts

I do not have any Gifts to report
No entries in this section

VI. Liabilities

	CREDITOR NAME	TYPE OF LIABILITY	VALUE
1.	Visa	Credit Card	$15,000 or less
2.	Visa	Credit Card	$15,000 or less
3.	American Express	Credit Card	$15,000 or less
4.	American Express	Credit Card	$15,001 - $50,000
5.	Wells Fargo	Credit Card	$1 - $15,000

VII. Investments and Trusts

	DESCRIPTION	INCOME AMOUNT	INCOME TYPE	GROSS VALUE	VALUE METHOD
1.	**(H) Individual Assets**				
1-A.	Wells Fargo (cash)	$1,000 or less	Interest	$1,000,001 - $5,000,000	Cash/Market
2.	**(H) Account #1**				
2-A.	ADBE		None		

Transactions	Transaction Type	Transaction Date	Transaction Value
(1).	Sold	May 14, 2025	$15,000 or less

2-B. AMD — None

Transactions	Transaction Type	Transaction Date	Transaction Value
(1).	Sold	May 14, 2025	$15,000 or less

2-C. AMGN — $1,000 or less — Dividend

Transactions	Transaction Type	Transaction Date	Transaction Value
(1).	Sold	May 14, 2025	$15,000 or less

2-D. ALAB — None

Transactions	Transaction Type	Transaction Date	Transaction Value
(1).	Buy	Feb 13, 2025	$15,000 or less
(2).	Sold	Mar 10, 2025	$15,000 or less

2-E. ADSK — $1,000 or less — Gain

Transactions	Transaction Type	Transaction Date	Transaction Value
(1).	Sold	Mar 3, 2025	$15,000 or less

2-F. BMY — $1,000 or less — Dividend

Transactions	Transaction Type	Transaction Date	Transaction Value
(1).	Sold	May 14, 2025	$15,000 or less

2-G. CAT — $1,000 or less — Gain

Transactions	Transaction Type	Transaction Date	Transaction Value
(1).	Buy	Feb 27, 2025	$15,000 or less
(2).	Sold	Mar 10, 2025	$15,000 or less

2-H. CRNC — $1,001 - $2,500 — Gain

Transactions	Transaction Type	Transaction Date	Transaction Value
(1).	Sold	Mar 10, 2025	$15,000 or less

ADMINISTRATIVE OFFICE OF THE UNITED STATES COURTS

	DESCRIPTION	INCOME AMOUNT	INCOME TYPE	GROSS VALUE	VALUE METHOD
2-I.	NET	$2,501 - $5,000	Gain		

Transactions	Transaction Type	Transaction Date	Transaction Value
(1).	Sold (part)	Feb 13, 2025	$15,000 or less
(2).	Sold (part)	Feb 18, 2025	$15,000 or less
(3).	Sold	Feb 25, 2025	$15,000 or less

2-J.	DHR	$1,000 or less	Dividend		

Transactions	Transaction Type	Transaction Date	Transaction Value
(1).	Buy	Jan 13, 2025	$15,000 or less
(2).	Sold	May 14, 2025	$15,000 or less

2-K.	DDOG		None		

Transactions	Transaction Type	Transaction Date	Transaction Value
(1).	Sold	May 14, 2025	$15,000 or less

2-L.	DELL	$1,000 or less	Dividend		

Transactions	Transaction Type	Transaction Date	Transaction Value
(1).	Sold	May 14, 2025	$15,000 or less

2-M.	FSLY		None		

Transactions	Transaction Type	Transaction Date	Transaction Value
(1).	Sold	May 14, 2025	$15,000 or less

2-N.	FDX	$1,000 or less	Dividend		

Transactions	Transaction Type	Transaction Date	Transaction Value
(1).	Buy (add'l)	Jan 13, 2025	$15,000 or less
(2).	Sold	May 14, 2025	$15,000 or less

2-O.	FTNT	$1,000 or less	Gain		

Transactions	Transaction Type	Transaction Date	Transaction Value
(1).	Sold	Mar 10, 2025	$15,000 or less

2-P.	LOGI		None		

Transactions	Transaction Type	Transaction Date	Transaction Value
(1).	Buy	Jan 27, 2025	$15,000 or less
(2).	Sold	May 14, 2025	$15,000 or less

2-Q.	MGNI	$1,000 or less	Gain		

Transactions	Transaction Type	Transaction Date	Transaction Value
(1).	Sold	Feb 28, 2025	$15,000 or less

2-R.	ROK	$1,000 or less	Gain		

Transactions	Transaction Type	Transaction Date	Transaction Value
(1).	Sold	Feb 13, 2025	$15,000 or less

2-S.	CRM	$1,000 or less	Dividend,Gain		

Transactions	Transaction Type	Transaction Date	Transaction Value
(1).	Sold	Mar 10, 2025	$15,000 or less

2-T.	SBUX		None		

Transactions	Transaction Type	Transaction Date	Transaction Value
(1).	Buy	Mar 17, 2025	$15,000 or less
(2).	Sold	May 14, 2025	$15,000 or less

2-U.	SHAK		None		

Transactions	Transaction Type	Transaction Date	Transaction Value
(1).	Sold	Mar 6, 2025	$15,000 or less

2-V.	SHOP		None		

ADMINISTRATIVE OFFICE OF THE UNITED STATES COURTS

	DESCRIPTION	INCOME AMOUNT	INCOME TYPE	GROSS VALUE	VALUE METHOD

Transactions	Transaction Type	Transaction Date	Transaction Value
(1).	Sold	Mar 4, 2025	$15,000 or less

2-W. SKX — None

Transactions	Transaction Type	Transaction Date	Transaction Value
(1).	Buy	Feb 18, 2025	$15,000 or less
(2).	Sold	Mar 10, 2025	$15,000 or less

2-X. SNOW — None

Transactions	Transaction Type	Transaction Date	Transaction Value
(1).	Buy	Jan 2, 2025	$15,000 or less
(2).	Sold	Mar 10, 2025	$15,000 or less

2-Y. SG — None

Transactions	Transaction Type	Transaction Date	Transaction Value
(1).	Buy	Jan 8, 2025	$15,000 or less
(2).	Sold	May 14, 2025	$15,000 or less

2-Z. WOLF — None

Transactions	Transaction Type	Transaction Date	Transaction Value
(1).	Buy	Jan 30, 2025	$15,000 or less
(2).	Sold	May 14, 2025	$15,000 or less

2-AA. WDAY — None

Transactions	Transaction Type	Transaction Date	Transaction Value
(1).	Buy	Feb 18, 2025	$15,000 or less
(2).	Buy (add'l)	Feb 19, 2025	$15,000 or less
(3).	Sold	Mar 7, 2025	$15,000 or less

2-AB. ZK — None

Transactions	Transaction Type	Transaction Date	Transaction Value
(1).	Sold	Mar 31, 2025	$15,000 or less

3. **(H) Account #2**

3-A. GOOGL — $1,000 or less — Dividend — $15,001 - $50,000 — Cash/Market

Transactions	Transaction Type	Transaction Date	Transaction Value
(1).	Buy (add'l)	Apr 29, 2025	$15,000 or less
(2).	Buy (add'l)	May 12, 2025	$15,000 or less
(3).	Buy (add'l)	Jul 29, 2025	$15,000 or less

3-B. AEE — $1,000 or less — Dividend — $15,000 or less — Cash/Market

3-C. AEP — $1,000 or less — Dividend — $15,000 or less — Cash/Market

3-D. AXP, AMERICAN EXPRESS CO — None — $15,000 or less — Cash/Market

Transactions	Transaction Type	Transaction Date	Transaction Value
(1).	Buy (add'l)	Jun 25, 2025	$15,000 or less
(2).	Buy (add'l)	Oct 17, 2025	$15,000 or less

3-E. AMGN — $1,000 or less — Dividend — $15,000 or less — Cash/Market

3-F. ADP — None — $15,000 or less — Cash/Market

3-G. BK — None — $15,000 or less — Cash/Market

Transactions	Transaction Type	Transaction Date	Transaction Value
(1).	Buy (add'l)	Feb 11, 2025	$15,000 or less

3-H. BAC — $1,000 or less — Dividend — $15,000 or less — Cash/Market

Transactions	Transaction Type	Transaction Date	Transaction Value
(1).	Buy (add'l)	Feb 10, 2025	$15,000 or less

3-I. BLK — $1,000 or less — Dividend — $15,000 or less — Cash/Market

3-J. CVX — $1,000 or less — Dividend — $15,000 or less — Cash/Market

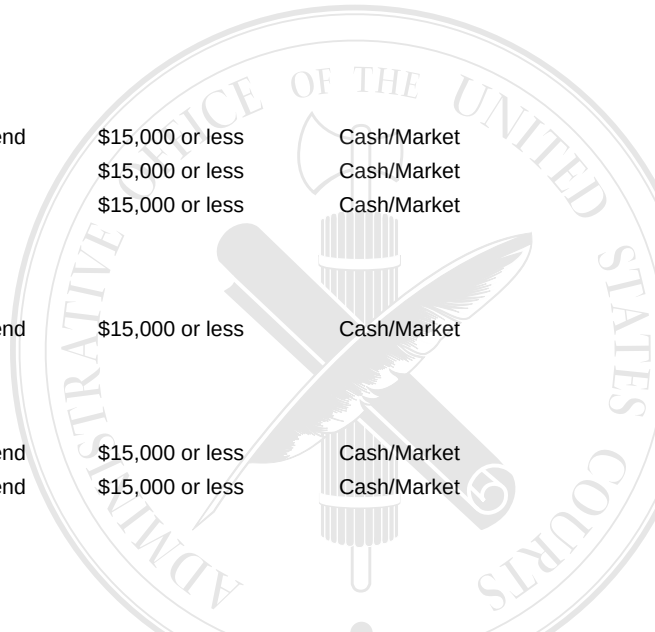

	DESCRIPTION	INCOME AMOUNT	INCOME TYPE	GROSS VALUE	VALUE METHOD
3-K.	CMCSA		None		
	Transactions **Transaction Type** **Transaction Date** **Transaction Value**				
	(1). Sold Feb 21, 2025 $15,000 or less				
3-L.	CSCO		None	$15,000 or less	Cash/Market
3-M.	CEG, Constellation Energy Corp	$1,000 or less	Dividend	$15,000 or less	Cash/Market
	Transactions **Transaction Type** **Transaction Date** **Transaction Value**				
	(1). Buy (add'l) Feb 4, 2025 $15,000 or less				
	(2). Buy (add'l) Mar 28, 2025 $15,000 or less				
3-N.	CTVA	$1,000 or less	Dividend	$15,000 or less	Cash/Market
3-O.	DOV	$1,000 or less	Dividend	$15,000 or less	Cash/Market
3-P.	LLY, ELI LILLY & Co	$1,000 or less	Dividend	$15,000 or less	Cash/Market
	Transactions **Transaction Type** **Transaction Date** **Transaction Value**				
	(1). Sold (part) Jun 12, 2025 $15,000 or less				
	(2). Buy (add'l) Oct 24, 2025 $15,000 or less				
3-Q.	EOG		None	$15,000 or less	Cash/Market
3-R.	GE		None	$15,000 or less	Cash/Market
3-S.	GD	$1,001 - $2,500	Gain	$15,000 or less	Cash/Market
	Transactions **Transaction Type** **Transaction Date** **Transaction Value**				
	(1). Sold (part) Jul 21, 2025 $15,000 or less				
	(2). Sold (part) Jul 22, 2025 $15,000 or less				
3-T.	GPC		None	$15,000 or less	Cash/Market
3-U.	GILD	$1,000 or less	Dividend	$15,000 or less	Cash/Market
3-V.	HD	$1,000 or less	Dividend	$15,000 or less	Cash/Market
3-W.	ITW		None	$15,000 or less	Cash/Market
3-X.	IBM	$1,000 or less	Dividend	$15,000 or less	Cash/Market
3-Y.	INTU	$1,001 - $2,500	Gain	$15,000 or less	Cash/Market
	Transactions **Transaction Type** **Transaction Date** **Transaction Value**				
	(1). Sold (part) Oct 17, 2025 $15,000 or less				
3-Z.	JNJ	$1,000 or less	Dividend	$15,000 or less	Cash/Market
3-AA.	JPM		None	$15,000 or less	Cash/Market
3-AB.	KMB		None	$15,000 or less	Cash/Market
3-AC.	LMT, LOCKHEED MARTIN CORP	$1,001 - $2,500	Gain		
	Transactions **Transaction Type** **Transaction Date** **Transaction Value**				
	(1). Sold Mar 28, 2025 $15,000 or less				
3-AD.	MMC		None	$15,000 or less	Cash/Market
3-AE.	MCD	$1,000 or less	Dividend	$15,000 or less	Cash/Market
3-AF.	MRK	$1,000 or less	Gain	$15,000 or less	Cash/Market
	Transactions **Transaction Type** **Transaction Date** **Transaction Value**				
	(1). Sold (part) Feb 7, 2025 $15,000 or less				
3-AG.	MRSH, MARSH & MCLENNAN COMPANIES, INC.	$1,000 or less	Gain		
	Transactions **Transaction Type** **Transaction Date** **Transaction Value**				
	(1). Sold Jul 21, 2025 $15,000 or less				
3-AH.	META	$1,000 or less	Dividend	$15,000 or less	Cash/Market
	Transactions **Transaction Type** **Transaction Date** **Transaction Value**				
	(1). Buy (add'l) Feb 25, 2025 $15,000 or less				
	(2). Buy (add'l) Mar 28, 2025 $15,000 or less				
	(3). Buy (add'l) Jul 29, 2025 $15,000 or less				
3-AI.	MSFT	$5,001 - $15,000	Dividend,Gain	$15,000 or less	Cash/Market

ADMINISTRATIVE OFFICE OF THE UNITED STATES COURTS

	DESCRIPTION	INCOME AMOUNT	INCOME TYPE	GROSS VALUE	VALUE METHOD
	Transactions **Transaction Type** **Transaction Date** **Transaction Value**				
	(1). Sold (part) Feb 3, 2025 $15,000 or less				
	(2). Sold (part) Oct 17, 2025 $15,000 or less				
3-AJ.	NEE	$1,000 or less	Dividend	$15,000 or less	Cash/Market
3-AK.	PEP		None	$15,000 or less	Cash/Market
3-AL.	PSX	$1,000 or less	Dividend	$15,000 or less	Cash/Market
3-AM.	PNC		None	$15,000 or less	Cash/Market
3-AN.	PG		None	$15,000 or less	Cash/Market
3-AO.	PLD	$1,000 or less	Dividend	$15,000 or less	Cash/Market
	Transactions **Transaction Type** **Transaction Date** **Transaction Value**				
	(1). Buy Feb 11, 2025 $15,000 or less				
3-AP.	DGX		None	$15,000 or less	Cash/Market
3-AQ.	SBUX		None	$15,000 or less	Cash/Market
3-AR.	TGT, TARGET CORP	$1,000 or less	Gain		
	Transactions **Transaction Type** **Transaction Date** **Transaction Value**				
	(1). Sold Apr 10, 2025 $15,000 or less				
3-AS.	UNH, UNITEDHEALTH GROUP INC		None		
	Transactions **Transaction Type** **Transaction Date** **Transaction Value**				
	(1). Sold Jun 20, 2025 $15,000 or less				
3-AT.	UPS, UNITED PARCEL SERVICE INC		None		
	Transactions **Transaction Type** **Transaction Date** **Transaction Value**				
	(1). Sold May 9, 2025 $15,000 or less				
3-AU.	WM	$1,000 or less	Dividend	$15,000 or less	Cash/Market
4.	**(H) Account #3**				
4-A.	GOOGL	$1,001 - $2,500	Dividend,Gain	$15,001 - $50,000	Cash/Market
	Transactions **Transaction Type** **Transaction Date** **Transaction Value**				
	(1). Buy (add'l) Jan 16, 2025 $15,000 or less				
	(2). Sold (part) Feb 3, 2025 $15,000 or less				
	(3). Sold (part) Mar 3, 2025 $15,000 or less				
	(4). Buy (add'l) May 9, 2025 $15,000 or less				
	(5). Buy (add'l) Jun 12, 2025 $15,000 or less				
	(6). Buy (add'l) Jul 29, 2025 $15,000 or less				
	(7). Sold (part) Aug 8, 2025 $15,000 or less				
	(8). Sold (part) Oct 22, 2025 $15,000 or less				
4-B.	AMLP	$2,501 - $5,000	Dividend	$50,001 - $100,000	Cash/Market
	Transactions **Transaction Type** **Transaction Date** **Transaction Value**				
	(1). Buy Mar 3, 2025 $15,000 or less				
	(2). Buy (add'l) Mar 5, 2025 $15,000 or less				
	(3). Sold (part) May 12, 2025 $15,000 or less				
	(4). Sold (part) Aug 11, 2025 $15,000 or less				
	(5). Buy (add'l) Sep 29, 2025 $15,001 - $50,000				
	(6). Sold (part) Oct 22, 2025 $15,001 - $50,000				
4-C.	AMD, ADVANCED MICRO DEVICES INC		None		
	Transactions **Transaction Type** **Transaction Date** **Transaction Value**				
	(1). Sold (part) Feb 3, 2025 $15,001 - $50,000				
	(2). Sold May 14, 2025 $15,000 or less				
4-D.	AMZN	$2,501 - $5,000	Gain	$15,001 - $50,000	Cash/Market

ADMINISTRATIVE OFFICE OF THE UNITED STATES COURTS

	DESCRIPTION	INCOME AMOUNT	INCOME TYPE	GROSS VALUE	VALUE METHOD

Transactions	Transaction Type	Transaction Date	Transaction Value
(1).	Buy	Jan 16, 2025	$15,000 or less
(2).	Sold (part)	Mar 3, 2025	$15,000 or less
(3).	Sold (part)	Mar 28, 2025	$15,000 or less
(4).	Buy (add'l)	Jun 12, 2025	$15,000 or less
(5).	Sold (part)	Oct 22, 2025	$15,000 or less

4-E.	APH	$1,000 or less	Dividend	$15,000 or less	Cash/Market

Transactions	Transaction Type	Transaction Date	Transaction Value
(1).	Buy	Jun 4, 2025	$15,000 or less
(2).	Buy (add'l)	Aug 25, 2025	$15,000 or less
(3).	Buy (add'l)	Oct 13, 2025	$15,000 or less
(4).	Buy (add'l)	Dec 23, 2025	$15,000 or less

4-F.	AAPL	$5,001 - $15,000	Dividend,Gain	$15,001 - $50,000	Cash/Market

Transactions	Transaction Type	Transaction Date	Transaction Value
(1).	Buy (add'l)	Mar 12, 2025	$15,000 or less
(2).	Sold (part)	Mar 13, 2025	$15,001 - $50,000
(3).	Sold (part)	Mar 28, 2025	$15,000 or less
(4).	Buy (add'l)	Apr 9, 2025	$15,000 or less
(5).	Sold (part)	Jun 20, 2025	$15,000 or less
(6).	Sold (part)	Aug 8, 2025	$15,000 or less
(7).	Sold (part)	Oct 22, 2025	$15,000 or less
(8).	Sold (part)	Dec 18, 2025	$15,000 or less

4-G.	AVGO		None

Transactions	Transaction Type	Transaction Date	Transaction Value
(1).	Buy	Jun 4, 2025	$15,000 or less
(2).	Sold	Jun 12, 2025	$15,000 or less

4-H.	BRK'B		None

Transactions	Transaction Type	Transaction Date	Transaction Value
(1).	Buy	May 30, 2025	$15,000 or less
(2).	Sold	Jun 12, 2025	$15,000 or less

4-I.	BSX, BOSTON SCIENTIFIC CORP		None

Transactions	Transaction Type	Transaction Date	Transaction Value
(1).	Buy	Feb 14, 2025	$15,000 or less
(2).	Sold	Feb 28, 2025	$15,000 or less

4-J.	CALX, CALIX, INC	$1,000 or less	Gain	$15,000 or less	Cash/Market

Transactions	Transaction Type	Transaction Date	Transaction Value
(1).	Buy	Mar 12, 2025	$15,000 or less
(2).	Buy (add'l)	Jun 12, 2025	$15,000 or less
(3).	Sold (part)	Oct 22, 2025	$15,000 or less

4-K.	COST	$1,000 or less	Dividend,Gain

Transactions	Transaction Type	Transaction Date	Transaction Value
(1).	Buy	Jan 8, 2025	$15,000 or less
(2).	Sold (part)	Feb 26, 2025	$15,000 or less
(3).	Buy (add'l)	Mar 17, 2025	$15,000 or less
(4).	Sold	Nov 10, 2025	$15,000 or less

4-L.	CRWD	$1,001 - $2,500	Gain

Transactions	Transaction Type	Transaction Date	Transaction Value
(1).	Sold	Aug 11, 2025	$15,000 or less

4-M.	CTAS		None

ADMINISTRATIVE OFFICE OF THE UNITED STATES COURTS

	DESCRIPTION	INCOME AMOUNT	INCOME TYPE	GROSS VALUE	VALUE METHOD

Transactions	Transaction Type	Transaction Date	Transaction Value
(1).	Buy	May 30, 2025	$15,000 or less
(2).	Sold	Sep 11, 2025	$15,000 or less

4-N. CVX, CHEVRON CORP — $1,000 or less — Dividend,Gain

Transactions	Transaction Type	Transaction Date	Transaction Value
(1).	Buy	May 30, 2025	$15,000 or less
(2).	Buy (add'l)	Jun 12, 2025	$15,000 or less
(3).	Buy (add'l)	Aug 25, 2025	$15,000 or less
(4).	Sold	Nov 24, 2025	$15,000 or less

4-O. ET — $1,000 or less — Gain

Transactions	Transaction Type	Transaction Date	Transaction Value
(1).	Buy (add'l)	Mar 5, 2025	$15,000 or less
(2).	Sold	Nov 24, 2025	$15,001 - $50,000

4-P. EVGO — $1,000 or less — Gain

Transactions	Transaction Type	Transaction Date	Transaction Value
(1).	Sold	Aug 11, 2025	$15,000 or less

4-Q. FLG — $2,501 - $5,000 — Dividend,Gain

Transactions	Transaction Type	Transaction Date	Transaction Value
(1).	Buy	Jan 6, 2025	$15,001 - $50,000
(2).	Buy (add'l)	Jan 16, 2025	$15,000 or less
(3).	Buy (add'l)	Feb 3, 2025	$15,000 or less
(4).	Buy (add'l)	Feb 12, 2025	$15,000 or less
(5).	Buy (add'l)	Feb 24, 2025	$15,000 or less
(6).	Buy (add'l)	Mar 5, 2025	$15,000 or less
(7).	Buy (add'l)	Apr 3, 2025	$15,000 or less
(8).	Sold	May 30, 2025	$50,001 - $100,000

4-R. GE — $1,000 or less — Dividend — $15,000 or less — Cash/Market

Transactions	Transaction Type	Transaction Date	Transaction Value
(1).	Buy (add'l)	May 30, 2025	$15,000 or less
(2).	Buy (add'l)	Sep 25, 2025	$15,000 or less
(3).	Buy (add'l)	Dec 18, 2025	$15,000 or less
(4).	Buy (add'l)	Dec 23, 2025	$15,000 or less

4-S. HLT — $1,000 or less — Gain

Transactions	Transaction Type	Transaction Date	Transaction Value
(1).	Buy	May 30, 2025	$15,000 or less
(2).	Sold	Jun 9, 2025	$15,000 or less

4-T. IBM — None

Transactions	Transaction Type	Transaction Date	Transaction Value
(1).	Buy	Jun 4, 2025	$15,000 or less
(2).	Sold	Aug 11, 2025	$15,000 or less

4-U. INTU — $1,000 or less — Gain

Transactions	Transaction Type	Transaction Date	Transaction Value
(1).	Buy	Jun 4, 2025	$15,000 or less
(2).	Sold	Jun 12, 2025	$15,000 or less

4-V. IONQ — None — $15,000 or less — Cash/Market

Transactions	Transaction Type	Transaction Date	Transaction Value
(1).	Buy	Mar 25, 2025	$15,000 or less
(2).	Buy (add'l)	Oct 13, 2025	$15,000 or less

4-W. JPM — $1,000 or less — Gain

ADMINISTRATIVE OFFICE OF THE UNITED STATES COURTS

	DESCRIPTION	INCOME AMOUNT	INCOME TYPE	GROSS VALUE	VALUE METHOD

Transactions	Transaction Type	Transaction Date	Transaction Value
(1).	Buy	May 30, 2025	$15,000 or less
(2).	Sold	Jun 9, 2025	$15,000 or less

4-X. LLY — $1,000 or less — Gain

Transactions	Transaction Type	Transaction Date	Transaction Value
(1).	Buy	May 30, 2025	$15,000 or less
(2).	Sold	Jun 12, 2025	$15,000 or less

4-Y. MA — $1,000 or less — Gain

Transactions	Transaction Type	Transaction Date	Transaction Value
(1).	Buy	May 30, 2025	$15,000 or less
(2).	Sold	Jun 12, 2025	$15,000 or less

4-Z. META — $1,000 or less — Dividend,Gain

Transactions	Transaction Type	Transaction Date	Transaction Value
(1).	Buy (add'l)	Jan 16, 2025	$15,000 or less
(2).	Sold (part)	Mar 3, 2025	$15,000 or less
(3).	Buy (add'l)	Mar 12, 2025	$15,000 or less
(4).	Sold (part)	Mar 28, 2025	$15,000 or less
(5).	Sold	Nov 24, 2025	$15,000 or less

4-AA. MSFT — $5,001 - $15,000 — Dividend,Gain — $15,001 - $50,000 — Cash/Market

Transactions	Transaction Type	Transaction Date	Transaction Value
(1).	Sold (part)	Feb 3, 2025	$15,000 or less
(2).	Sold (part)	Mar 3, 2025	$15,000 or less
(3).	Sold (part)	Mar 28, 2025	$15,000 or less
(4).	Buy (add'l)	Apr 9, 2025	$15,000 or less
(5).	Buy (add'l)	Jun 12, 2025	$15,000 or less
(6).	Sold (part)	Aug 8, 2025	$15,000 or less
(7).	Sold (part)	Oct 22, 2025	$15,000 or less

4-AB. NFLX — $1,000 or less — Dividend

Transactions	Transaction Type	Transaction Date	Transaction Value
(1).	Buy	Mar 12, 2025	$15,000 or less
(2).	Buy (add'l)	Jun 12, 2025	$15,000 or less
(3).	Sold	Dec 18, 2025	$15,000 or less

4-AC. NOC — $1,000 or less — Gain

Transactions	Transaction Type	Transaction Date	Transaction Value
(1).	Buy	May 30, 2025	$15,000 or less
(2).	Sold	Jun 9, 2025	$15,000 or less

4-AD. NOW — None

Transactions	Transaction Type	Transaction Date	Transaction Value
(1).	Buy	Jun 4, 2025	$15,000 or less
(2).	Sold	Sep 11, 2025	$15,000 or less

4-AE. NVDA — $2,501 - $5,000 — Dividend,Gain — $15,001 - $50,000 — Cash/Market

Transactions	Transaction Type	Transaction Date	Transaction Value
(1).	Sold (part)	Feb 3, 2025	$15,000 or less
(2).	Sold (part)	Feb 28, 2025	$15,000 or less
(3).	Buy (add'l)	Apr 9, 2025	$15,000 or less
(4).	Sold (part)	May 12, 2025	$15,000 or less
(5).	Sold (part)	Oct 22, 2025	$15,000 or less

4-AF. PULS — $5,001 - $15,000 — Dividend,Gain

ADMINISTRATIVE OFFICE OF THE UNITED STATES COURTS

DESCRIPTION	INCOME AMOUNT	INCOME TYPE	GROSS VALUE	VALUE METHOD

Transactions	Transaction Type	Transaction Date	Transaction Value
(1).	Buy (add'l)	Jan 30, 2025	$15,001 - $50,000
(2).	Buy (add'l)	May 27, 2025	$15,001 - $50,000
(3).	Sold	Dec 9, 2025	$100,001 - $250,000

4-AG. SHW — None

Transactions	Transaction Type	Transaction Date	Transaction Value
(1).	Buy	May 30, 2025	$15,000 or less
(2).	Sold	Jun 9, 2025	$15,000 or less

4-AH. SPGI — None

Transactions	Transaction Type	Transaction Date	Transaction Value
(1).	Buy	May 30, 2025	$15,000 or less
(2).	Sold	Jun 12, 2025	$15,000 or less

4-AI. SPOT — $1,001 - $2,500 — Gain

Transactions	Transaction Type	Transaction Date	Transaction Value
(1).	Sold	Mar 5, 2025	$15,000 or less
(2).	Buy	Mar 27, 2025	$15,000 or less
(3).	Buy	Sep 25, 2025	$15,000 or less
(4).	Sold	Nov 24, 2025	$15,000 or less

4-AJ. SYK — None

Transactions	Transaction Type	Transaction Date	Transaction Value
(1).	Buy	May 30, 2025	$15,000 or less
(2).	Sold	Jun 12, 2025	$15,000 or less

4-AK. TJX — None

Transactions	Transaction Type	Transaction Date	Transaction Value
(1).	Buy	May 30, 2025	$15,000 or less
(2).	Sold	Jun 12, 2025	$15,000 or less

4-AL. TMUS — None

Transactions	Transaction Type	Transaction Date	Transaction Value
(1).	Buy	May 30, 2025	$15,000 or less
(2).	Sold	Jun 9, 2025	$15,000 or less

4-AM. Uber Technologies, Inc — $1,000 or less — Gain — $15,000 or less — Cash/Market

Transactions	Transaction Type	Transaction Date	Transaction Value
(1).	Buy	Mar 20, 2025	$15,000 or less
(2).	Buy (add'l)	Sep 25, 2025	$15,000 or less
(3).	Sold (part)	Oct 22, 2025	$15,000 or less

4-AN. WMB — None

Transactions	Transaction Type	Transaction Date	Transaction Value
(1).	Buy	May 30, 2025	$15,000 or less
(2).	Sold	Aug 11, 2025	$15,000 or less

4-AO. XOM — $1,000 or less — Gain

Transactions	Transaction Type	Transaction Date	Transaction Value
(1).	Buy	May 30, 2025	$15,000 or less
(2).	Sold	Jun 9, 2025	$15,000 or less

4-AP. Visa (V) — None

Transactions	Transaction Type	Transaction Date	Transaction Value
(1).	Buy	May 30, 2025	$15,000 or less
(2).	Sold	Aug 11, 2025	$15,000 or less

	DESCRIPTION	INCOME AMOUNT	INCOME TYPE	GROSS VALUE	VALUE METHOD
5.	**(H) Account #4**				
5-A.	ABT	$1,000 or less	Dividend,Gain	$15,000 or less	Cash/Market

Transactions	Transaction Type	Transaction Date	Transaction Value
(1).	Sold (part)	Aug 8, 2025	$15,000 or less

5-B.	ACN	$1,000 or less	Dividend	$15,000 or less	Cash/Market
5-C.	AFL	$2,501 - $5,000	Dividend,Gain	$15,000 or less	Cash/Market

Transactions	Transaction Type	Transaction Date	Transaction Value
(1).	Sold (part)	Jul 24, 2025	$15,000 or less

5-D.	GOOGL, Alphabet Inc.	$1,000 or less	Dividend,Gain	$15,001 - $50,000	Cash/Market

Transactions	Transaction Type	Transaction Date	Transaction Value
(1).	Buy (add'l)	Apr 29, 2025	$15,000 or less
(2).	Buy (add'l)	May 8, 2025	$15,000 or less
(3).	Buy (add'l)	Jul 29, 2025	$15,000 or less
(4).	Sold (part)	Aug 8, 2025	$15,000 or less

5-E.	AXP	$1,000 or less	Dividend	$15,000 or less	Cash/Market

Transactions	Transaction Type	Transaction Date	Transaction Value
(1).	Buy (add'l)	Jul 1, 2025	$15,000 or less
(2).	Sold (part)	Aug 8, 2025	$15,000 or less

5-F.	AMT	$1,000 or less	Dividend	$15,000 or less	Cash/Market
5-G.	AMGN	$1,000 or less	Dividend,Gain	$15,000 or less	Cash/Market

Transactions	Transaction Type	Transaction Date	Transaction Value
(1).	Sold (part)	May 14, 2025	$15,000 or less
(2).	Sold (part)	Aug 8, 2025	$15,000 or less

5-H.	ADI	$1,000 or less	Dividend,Gain	$15,000 or less	Cash/Market

Transactions	Transaction Type	Transaction Date	Transaction Value
(1).	Sold (part)	Aug 8, 2025	$15,000 or less

5-I.	AAPL	$2,501 - $5,000	Dividend,Gain	$15,001 - $50,000	Cash/Market

Transactions	Transaction Type	Transaction Date	Transaction Value
(1).	Sold (part)	Aug 8, 2025	$15,000 or less

5-J.	ADP	$1,000 or less	Dividend	$15,000 or less	Cash/Market
5-K.	BLK	$1,000 or less	Dividend,Gain	$15,000 or less	Cash/Market

Transactions	Transaction Type	Transaction Date	Transaction Value
(1).	Sold (part)	Aug 8, 2025	$15,000 or less

5-L.	AVGO	$1,000 or less	Dividend,Gain	$15,001 - $50,000	Cash/Market

Transactions	Transaction Type	Transaction Date	Transaction Value
(1).	Sold (part)	Aug 8, 2025	$15,000 or less

5-M.	CSL, CARLISLE COMPANIES INC	$1,000 or less	Dividend	$15,000 or less	Cash/Market
5-N.	CVX	$1,000 or less	Dividend,Gain	$15,000 or less	Cash/Market

Transactions	Transaction Type	Transaction Date	Transaction Value
(1).	Sold (part)	Oct 17, 2025	$15,000 or less

5-O.	CB	$1,001 - $2,500	Dividend,Gain	$15,000 or less	Cash/Market

Transactions	Transaction Type	Transaction Date	Transaction Value
(1).	Sold (part)	Jul 18, 2025	$15,000 or less

5-P.	CSCO	$1,000 or less	Dividend,Gain	$15,000 or less	Cash/Market

Transactions	Transaction Type	Transaction Date	Transaction Value
(1).	Sold (part)	Aug 8, 2025	$15,000 or less

5-Q.	CMCSA	$1,000 or less	Dividend		

	DESCRIPTION	INCOME AMOUNT	INCOME TYPE	GROSS VALUE	VALUE METHOD
	Transactions **Transaction Type** **Transaction Date** **Transaction Value**				
	(1). Sold Feb 24, 2025 $15,000 or less				
5-R.	CMS	$1,000 or less	Dividend	$15,000 or less	Cash/Market
5-S.	CEG	$1,000 or less	Dividend	$15,000 or less	Cash/Market
	Transactions **Transaction Type** **Transaction Date** **Transaction Value**				
	(1). Buy (add'l) Feb 3, 2025 $15,000 or less				
	(2). Buy (add'l) Mar 26, 2025 $15,000 or less				
	(3). Buy (add'l) Mar 28, 2025 $15,000 or less				
5-T.	COST	$1,000 or less	Dividend	$15,000 or less	Cash/Market
5-U.	CL	$1,000 or less	Dividend,Gain		
	Transactions **Transaction Type** **Transaction Date** **Transaction Value**				
	(1). Sold Jul 30, 2025 $15,000 or less				
5-V.	LLY, ELI LILLY & Co	$1,000 or less	Dividend	$15,000 or less	Cash/Market
	Transactions **Transaction Type** **Transaction Date** **Transaction Value**				
	(1). Buy Oct 24, 2025 $15,000 or less				
5-W.	EMR	$1,000 or less	Dividend	$15,000 or less	Cash/Market
5-X.	FDS	$1,000 or less	Dividend	$15,000 or less	Cash/Market
5-Y.	GE	$1,000 or less	Dividend,Gain	$15,000 or less	Cash/Market
	Transactions **Transaction Type** **Transaction Date** **Transaction Value**				
	(1). Sold (part) Aug 8, 2025 $15,000 or less				
5-Z.	GD	$1,001 - $2,500	Dividend,Gain	$15,000 or less	Cash/Market
	Transactions **Transaction Type** **Transaction Date** **Transaction Value**				
	(1). Sold (part) Jul 31, 2025 $15,000 or less				
5-AA.	GWW	$1,000 or less	Dividend	$15,000 or less	Cash/Market
5-AB.	IEFA		None	$15,001 - $50,000	Cash/Market
	Transactions **Transaction Type** **Transaction Date** **Transaction Value**				
	(1). Buy Aug 28, 2025 $15,001 - $50,000				
5-AC.	IAU		None	$15,001 - $50,000	Cash/Market
	Transactions **Transaction Type** **Transaction Date** **Transaction Value**				
	(1). Buy Oct 3, 2025 $15,000 or less				
	(2). Buy (add'l) Oct 6, 2025 $15,000 or less				
5-AD.	IGSB	$1,000 or less	Dividend	$100,001 - $250,000	Cash/Market
	Transactions **Transaction Type** **Transaction Date** **Transaction Value**				
	(1). Buy Dec 9, 2025 $100,001 - $250,000				
5-AE.	JNJ	$1,000 or less	Dividend	$15,000 or less	Cash/Market
5-AF.	JPM	$1,000 or less	Dividend	$15,001 - $50,000	Cash/Market
	Transactions **Transaction Type** **Transaction Date** **Transaction Value**				
	(1). Buy Aug 8, 2025 $15,000 or less				
5-AG.	LIN	$1,000 or less	Dividend,Gain	$15,000 or less	Cash/Market
	Transactions **Transaction Type** **Transaction Date** **Transaction Value**				
	(1). Sold (part) Aug 8, 2025 $15,000 or less				
5-AH.	LHX	$1,000 or less	Dividend	$15,000 or less	Cash/Market
5-AI.	MCD	$1,000 or less	Dividend	$15,000 or less	Cash/Market
5-AJ.	META	$1,000 or less	Dividend,Gain	$15,000 or less	Cash/Market

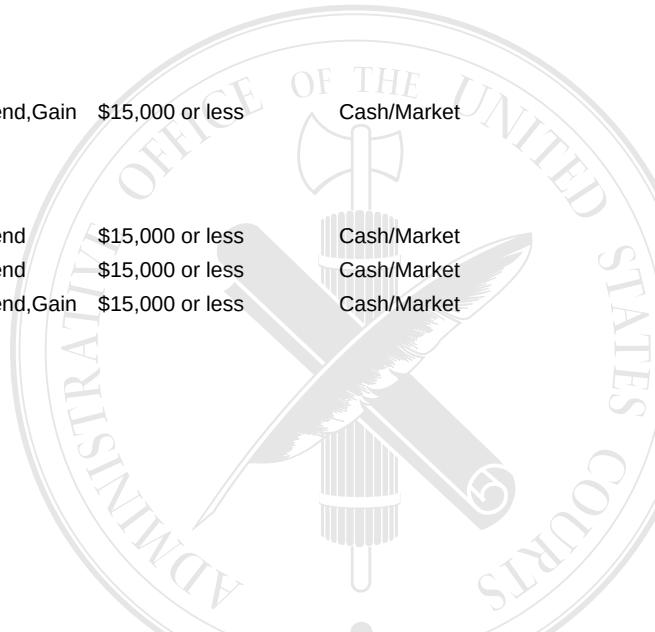

	DESCRIPTION	INCOME AMOUNT	INCOME TYPE	GROSS VALUE	VALUE METHOD

Transactions	Transaction Type	Transaction Date	Transaction Value
(1).	Buy (add'l)	Feb 25, 2025	$15,000 or less
(2).	Buy (add'l)	Mar 26, 2025	$15,000 or less
(3).	Buy (add'l)	Jul 29, 2025	$15,000 or less
(4).	Sold (part)	Aug 8, 2025	$15,000 or less
(5).	Buy (add'l)	Nov 13, 2025	$15,000 or less

5-AK.	MSFT	$5,001 - $15,000	Dividend,Gain	$15,001 - $50,000	Cash/Market

Transactions	Transaction Type	Transaction Date	Transaction Value
(1).	Sold (part)	Feb 3, 2025	$15,000 or less
(2).	Sold (part)	Aug 8, 2025	$15,000 or less
(3).	Sold (part)	Nov 17, 2025	$15,000 or less

5-AL.	NEE	$1,000 or less	Dividend	$15,000 or less	Cash/Market
5-AM.	NKE	$1,000 or less	Dividend		

Transactions	Transaction Type	Transaction Date	Transaction Value
(1).	Sold	Apr 10, 2025	$15,000 or less

5-AN.	PAYX	$2,501 - $5,000	Dividend,Gain	$15,000 or less	Cash/Market

Transactions	Transaction Type	Transaction Date	Transaction Value
(1).	Sold (part)	Oct 20, 2025	$15,000 or less
(2).	Sold (part)	Nov 13, 2025	$15,000 or less

5-AO.	PEP	$1,000 or less	Dividend	$15,000 or less	Cash/Market
5-AP.	PSX	$1,001 - $2,500	Dividend,Gain	$15,000 or less	Cash/Market

Transactions	Transaction Type	Transaction Date	Transaction Value
(1).	Sold (part)	Aug 8, 2025	$15,000 or less

5-AQ.	PG	$1,000 or less	Dividend	$15,000 or less	Cash/Market
5-AR.	PLD, Prologis, Inc.	$1,000 or less	Dividend	$15,000 or less	Cash/Market

Transactions	Transaction Type	Transaction Date	Transaction Value
(1).	Buy (add'l)	Aug 1, 2025	$15,000 or less

5-AS.	PPG	$1,000 or less	Dividend		

Transactions	Transaction Type	Transaction Date	Transaction Value
(1).	Sold	Jul 31, 2025	$15,000 or less

5-AT.	SPGI	$1,000 or less	Dividend,Gain		

Transactions	Transaction Type	Transaction Date	Transaction Value
(1).	Sold	Jun 12, 2025	$15,000 or less

5-AU.	SHW	$1,000 or less	Dividend	$15,000 or less	Cash/Market

Transactions	Transaction Type	Transaction Date	Transaction Value
(1).	Buy	Aug 1, 2025	$15,000 or less

5-AV.	SBUX	$1,000 or less	Dividend	$15,000 or less	Cash/Market

Transactions	Transaction Type	Transaction Date	Transaction Value
(1).	Sold (part)	May 14, 2025	$15,000 or less

5-AW.	TGT	$1,000 or less	Dividend		

Transactions	Transaction Type	Transaction Date	Transaction Value
(1).	Sold	Apr 10, 2025	$15,000 or less

5-AX.	UNH	$1,000 or less	Dividend		

Transactions	Transaction Type	Transaction Date	Transaction Value
(1).	Sold	Jun 23, 2025	$15,000 or less

5-AY.	WMT	$1,000 or less	Dividend	$15,000 or less	Cash/Market
5-AZ.	WEC	$1,000 or less	Dividend	$15,000 or less	Cash/Market
5-BA.	ZTS	$1,000 or less	Dividend	$15,000 or less	Cash/Market

ADMINISTRATIVE OFFICE OF THE UNITED STATES COURTS

	DESCRIPTION	INCOME AMOUNT	INCOME TYPE	GROSS VALUE	VALUE METHOD
5-BB.	Allspring Money Market (WMPXX) (cash eq.)	$1,000 or less	Dividend	$50,001 - $100,000	Cash/Market

Transactions	Transaction Type	Transaction Date	Transaction Value
(1).	Buy	Jan 30, 2025	$100,001 - $250,000
(2).	Buy (add'l)	Mar 5, 2025	$15,000 or less
(3).	Sold (part)	Mar 27, 2025	$15,000 or less
(4).	Sold (part)	Jun 12, 2025	$15,001 - $50,000
(5).	Sold (part)	Oct 6, 2025	$15,000 or less

6.	**(H) Account #5**				
6-A.	IVV	$1,000 or less	Dividend	$15,000 or less	Cash/Market
7.	**(H) Account #6**				
7-A.	JEPI	$5,001 - $15,000	Dividend,Gain	$50,001 - $100,000	Cash/Market

Transactions	Transaction Type	Transaction Date	Transaction Value
(1).	Sold (part)	Mar 5, 2025	$15,000 or less
(2).	Sold (part)	Sep 22, 2025	$15,001 - $50,000

7-B.	JEPQ	$5,001 - $15,000	Dividend	$50,001 - $100,000	Cash/Market

Transactions	Transaction Type	Transaction Date	Transaction Value
(1).	Buy (add'l)	Mar 5, 2025	$15,000 or less

7-C.	BLACKSTONE	$2,501 - $5,000	Dividend	$50,001 - $100,000	Cash/Market

Transactions	Transaction Type	Transaction Date	Transaction Value
(1).	Buy	Jan 27, 2025	$15,001 - $50,000
(2).	Buy (add'l)	Oct 29, 2025	$15,000 or less

7-D.	BLUE OWL CORP	$2,501 - $5,000	Dividend	$50,001 - $100,000	Cash/Market

Transactions	Transaction Type	Transaction Date	Transaction Value
(1).	Buy	Jan 2, 2025	$15,001 - $50,000
(2).	Buy (add'l)	Oct 29, 2025	$15,000 or less

8.	**(H) Account #7**				
8-A.	QQQ, INVESCO QQQ TRUST, SERIES 1	$1,000 or less	Dividend	$15,000 or less	Cash/Market

Transactions	Transaction Type	Transaction Date	Transaction Value
(1).	Buy	Jun 18, 2025	$15,000 or less

8-B.	IJH	$1,000 or less	Dividend	$15,000 or less	Cash/Market

Transactions	Transaction Type	Transaction Date	Transaction Value
(1).	Buy	Jun 18, 2025	$15,000 or less

8-C.	IVV	$1,000 or less	Dividend	$15,001 - $50,000	Cash/Market

Transactions	Transaction Type	Transaction Date	Transaction Value
(1).	Buy	Jun 5, 2025	$15,001 - $50,000

8-D.	IJR	$1,000 or less	Dividend	$15,000 or less	Cash/Market

Transactions	Transaction Type	Transaction Date	Transaction Value
(1).	Buy	Jun 18, 2025	$15,000 or less

8-E.	IAU		None	$15,000 or less	Cash/Market

Transactions	Transaction Type	Transaction Date	Transaction Value
(1).	Buy	Jun 6, 2025	$15,000 or less

8-F.	IBDR	$1,000 or less	Dividend	$15,000 or less	Cash/Market

Transactions	Transaction Type	Transaction Date	Transaction Value
(1).	Buy	Jun 6, 2025	$15,000 or less

8-G.	IBDS	$1,000 or less	Dividend	$15,000 or less	Cash/Market

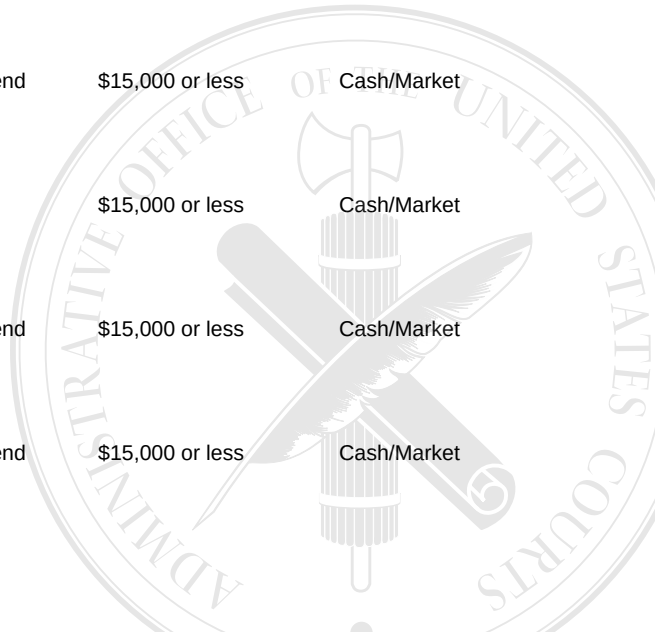

	DESCRIPTION	INCOME AMOUNT	INCOME TYPE	GROSS VALUE	VALUE METHOD
	Transactions **Transaction Type** **Transaction Date** **Transaction Value**				
	(1). Buy Jun 6, 2025 $15,000 or less				
8-H.	JEPI	$1,000 or less	Dividend	$15,000 or less	Cash/Market
	Transactions **Transaction Type** **Transaction Date** **Transaction Value**				
	(1). Buy Jun 18, 2025 $15,000 or less				
8-I.	JEPQ	$1,000 or less	Dividend	$15,000 or less	Cash/Market
	Transactions **Transaction Type** **Transaction Date** **Transaction Value**				
	(1). Buy Jun 18, 2025 $15,000 or less				
8-J.	PULS	$1,000 or less	Dividend	$15,000 or less	Cash/Market
	Transactions **Transaction Type** **Transaction Date** **Transaction Value**				
	(1). Buy Jun 6, 2025 $15,000 or less				
8-K.	FPMIX	$1,000 or less	Dividend	$15,000 or less	Cash/Market
	Transactions **Transaction Type** **Transaction Date** **Transaction Value**				
	(1). Buy Jun 6, 2025 $15,000 or less				
8-L.	HYSZX	$1,000 or less	Dividend	$15,000 or less	Cash/Market
	Transactions **Transaction Type** **Transaction Date** **Transaction Value**				
	(1). Buy Jun 6, 2025 $15,000 or less				
8-M.	WMPXX	$1,000 or less	Dividend	$15,000 or less	Cash/Market
	Transactions **Transaction Type** **Transaction Date** **Transaction Value**				
	(1). Buy (add'l) Jun 6, 2025 $15,000 or less				
9.	**(H) Account #8**				
9-A.	JEPQ	$1,001 - $2,500	Dividend	$15,001 - $50,000	Cash/Market
	Transactions **Transaction Type** **Transaction Date** **Transaction Value**				
	(1). Buy (add'l) Mar 5, 2025 $15,000 or less				
9-B.	RMUYX	$2,501 - $5,000	Dividend,Gain	$50,001 - $100,000	Cash/Market
	Transactions **Transaction Type** **Transaction Date** **Transaction Value**				
	(1). Buy May 29, 2025 $15,001 - $50,000				
	(2). Buy (add'l) Aug 25, 2025 $15,000 or less				
	(3). Buy (add'l) Sep 4, 2025 $15,001 - $50,000				
	(4). Buy (add'l) Sep 18, 2025 $15,001 - $50,000				
	(5). Buy (add'l) Sep 22, 2025 $15,000 or less				
	(6). Sold (part) Oct 30, 2025 $15,000 or less				
9-C.	BAC.S		None	$15,001 - $50,000	Cash/Market
	Transactions **Transaction Type** **Transaction Date** **Transaction Value**				
	(1). Buy Dec 9, 2025 $15,001 - $50,000				
9-D.	JPM.D	$1,001 - $2,500	Dividend	$15,001 - $50,000	Cash/Market
	Transactions **Transaction Type** **Transaction Date** **Transaction Value**				
	(1). Buy May 14, 2025 $15,001 - $50,000				
9-E.	MS.P	$1,001 - $2,500	Dividend	$15,001 - $50,000	Cash/Market
	Transactions **Transaction Type** **Transaction Date** **Transaction Value**				
	(1). Buy May 14, 2025 $15,001 - $50,000				
9-F.	WMPXX	$1,000 or less	Dividend		
	Transactions **Transaction Type** **Transaction Date** **Transaction Value**				
	(1). Sold (part) Jul 7, 2025 $15,000 or less				
	(2). Buy (add'l) Nov 24, 2025 $15,001 - $50,000				
	(3). Sold Dec 9, 2025 $15,001 - $50,000				

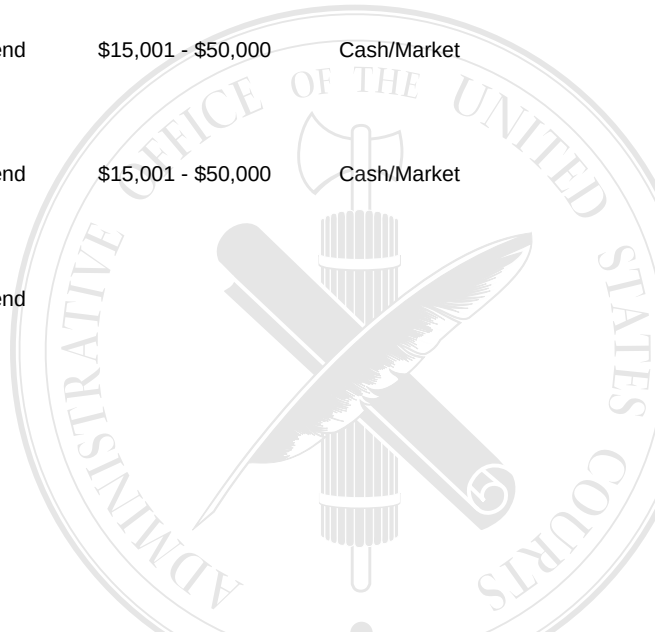

	DESCRIPTION	INCOME AMOUNT	INCOME TYPE	GROSS VALUE	VALUE METHOD
9-G.	AMLP		None		

Transactions	Transaction Type	Transaction Date	Transaction Value
(1).	Buy	May 12, 2025	$15,001 - $50,000
(2).	Sold	Sep 18, 2025	$15,001 - $50,000

9-H.	CGCP	$1,000 or less	Dividend		

Transactions	Transaction Type	Transaction Date	Transaction Value
(1).	Sold	Mar 7, 2025	$15,001 - $50,000

9-I.	HYSZX	$1,000 or less	Dividend		

Transactions	Transaction Type	Transaction Date	Transaction Value
(1).	Sold	Apr 30, 2025	$15,000 or less

9-J.	IAU	$2,501 - $5,000	Gain		

Transactions	Transaction Type	Transaction Date	Transaction Value
(1).	Sold	May 12, 2025	$15,000 or less

9-K.	IEFA	$1,001 - $2,500	Dividend,Gain		

Transactions	Transaction Type	Transaction Date	Transaction Value
(1).	Sold	May 12, 2025	$15,000 or less

9-L.	IJH	$1,001 - $2,500	Dividend,Gain		

Transactions	Transaction Type	Transaction Date	Transaction Value
(1).	Sold	May 12, 2025	$15,001 - $50,000

9-M.	IJR	$1,000 or less	Dividend		

Transactions	Transaction Type	Transaction Date	Transaction Value
(1).	Sold	Apr 30, 2025	$15,000 or less

9-N.	IVV	$2,501 - $5,000	Dividend,Gain		

Transactions	Transaction Type	Transaction Date	Transaction Value
(1).	Sold	May 12, 2025	$15,001 - $50,000

9-O.	IWD		None		

Transactions	Transaction Type	Transaction Date	Transaction Value
(1).	Sold	May 12, 2025	$15,000 or less

9-P.	JEPI	$1,001 - $2,500	Dividend,Gain		

Transactions	Transaction Type	Transaction Date	Transaction Value
(1).	Buy (add'l)	Mar 5, 2025	$15,000 or less
(2).	Sold (part)	Jul 8, 2025	$15,000 or less
(3).	Sold	Sep 4, 2025	$15,001 - $50,000

9-Q.	NEE.PRU	$1,001 - $2,500	Dividend,Gain		

Transactions	Transaction Type	Transaction Date	Transaction Value
(1).	Buy	May 19, 2025	$15,001 - $50,000
(2).	Sold	Sep 22, 2025	$15,001 - $50,000

9-R.	OBDC, Blue Owl Capital Corp	$2,501 - $5,000	Dividend		

Transactions	Transaction Type	Transaction Date	Transaction Value
(1).	Buy (add'l)	Mar 7, 2025	$15,001 - $50,000
(2).	Buy (add'l)	Sep 22, 2025	$15,000 or less
(3).	Buy (add'l)	Oct 13, 2025	$15,000 or less
(4).	Sold	Nov 24, 2025	$15,001 - $50,000

9-S.	QQQ	$2,501 - $5,000	Dividend,Gain		



	DESCRIPTION	INCOME AMOUNT	INCOME TYPE	GROSS VALUE	VALUE METHOD

Transactions	Transaction Type	Transaction Date	Transaction Value
(1).	Buy (add'l)	Feb 4, 2025	$15,000 or less
(2).	Sold (part)	Apr 3, 2025	$15,000 or less
(3).	Sold	May 12, 2025	$15,001 - $50,000

9-T.	SDVY	$1,000 or less	Dividend			

Transactions	Transaction Type	Transaction Date	Transaction Value
(1).	Sold	Apr 30, 2025	$15,000 or less

10.	**(H) Account #9**					
10-A.	GOOGL	$1,000 or less	Dividend	$15,001 - $50,000	Cash/Market	
10-B.	AMZN		None	$15,001 - $50,000	Cash/Market	
10-C.	AMLP	$1,001 - $2,500	Dividend,Gain			

Transactions	Transaction Type	Transaction Date	Transaction Value
(1).	Sold (part)	May 5, 2025	$15,000 or less
(2).	Sold	Jul 8, 2025	$15,001 - $50,000

10-D.	AAPL	$1,000 or less	Dividend	$15,001 - $50,000	Cash/Market	
10-E.	ET	$1,001 - $2,500	Dividend,Gain			

Transactions	Transaction Type	Transaction Date	Transaction Value
(1).	Sold (part)	May 5, 2025	$15,000 or less
(2).	Sold	Jul 8, 2025	$15,000 or less

10-F.	FVD	$1,001 - $2,500	Dividend,Gain	$15,001 - $50,000	Cash/Market	

Transactions	Transaction Type	Transaction Date	Transaction Value
(1).	Sold (part)	Oct 20, 2025	$15,000 or less

10-G.	TDIV	$1,000 or less	Dividend	$15,000 or less	Cash/Market	
10-H.	JEPI	$2,501 - $5,000	Dividend			

Transactions	Transaction Type	Transaction Date	Transaction Value
(1).	Sold (part)	Feb 13, 2025	$15,000 or less
(2).	Sold (part)	May 5, 2025	$15,000 or less
(3).	Sold	Jul 8, 2025	$15,001 - $50,000

10-I.	JEPQ	$2,501 - $5,000	Dividend,Gain	$15,001 - $50,000	Cash/Market	

Transactions	Transaction Type	Transaction Date	Transaction Value
(1).	Sold (part)	Feb 13, 2025	$15,000 or less
(2).	Sold (part)	May 5, 2025	$15,000 or less
(3).	Sold (part)	May 12, 2025	$15,000 or less

10-J.	META	$1,000 or less	Dividend	$15,000 or less	Cash/Market	
10-K.	MSFT	$1,000 or less	Dividend	$15,001 - $50,000	Cash/Market	
10-L.	NVDA	$1,000 or less	Dividend			

Transactions	Transaction Type	Transaction Date	Transaction Value
(1).	Sold	Apr 28, 2025	$15,000 or less

10-M.	QQQ		None			

Transactions	Transaction Type	Transaction Date	Transaction Value
(1).	Sold	May 5, 2025	$15,000 or less

10-N.	WMB, WILLIAMS COMPANIES, INC.	$1,000 or less	Dividend	$15,001 - $50,000	Cash/Market	
10-O.	RMUYX	$1,001 - $2,500	Dividend	$15,001 - $50,000	Cash/Market	

Transactions	Transaction Type	Transaction Date	Transaction Value
(1).	Sold (part)	Mar 25, 2025	$15,001 - $50,000
(2).	Buy (add'l)	Jul 8, 2025	$15,001 - $50,000
(3).	Sold (part)	Nov 3, 2025	$15,001 - $50,000
(4).	Sold (part)	Dec 9, 2025	$15,000 or less

ADMINISTRATIVE OFFICE OF THE UNITED STATES COURTS

	DESCRIPTION	INCOME AMOUNT	INCOME TYPE	GROSS VALUE	VALUE METHOD
10-P.	DODGX	$5,001 - $15,000	Dividend,Gain	$50,001 - $100,000	Cash/Market

Transactions	Transaction Type	Transaction Date	Transaction Value
(1).	Sold (part)	Feb 13, 2025	$15,000 or less
(2).	Sold (part)	Oct 21, 2025	$15,000 or less

10-Q.	HCAIX	$5,001 - $15,000	Dividend,Gain	$50,001 - $100,000	Cash/Market

Transactions	Transaction Type	Transaction Date	Transaction Value
(1).	Sold (part)	Oct 20, 2025	$15,000 or less

10-R.	VFIAX	$5,001 - $15,000	Dividend,Gain	$50,001 - $100,000	Cash/Market

Transactions	Transaction Type	Transaction Date	Transaction Value
(1).	Sold (part)	Feb 13, 2025	$15,000 or less
(2).	Sold (part)	Oct 21, 2025	$15,000 or less

10-S.	WMPXX	$1,000 or less	Dividend		

Transactions	Transaction Type	Transaction Date	Transaction Value
(1).	Sold	Feb 13, 2025	$15,000 or less

10-T.	PULS	$2,501 - $5,000	Dividend		

Transactions	Transaction Type	Transaction Date	Transaction Value
(1).	Sold	Feb 13, 2025	$15,001 - $50,000

10-U.	MCD	$1,000 or less	Dividend		

Transactions	Transaction Type	Transaction Date	Transaction Value
(1).	Sold	May 5, 2025	$15,000 or less

11.	**(H) Account #10**				
11-A.	AAPL	$1,000 or less	Dividend	$15,000 or less	Cash/Market

12.	**(H) Account #11**				
12-A.	AMLP		None	$15,001 - $50,000	Cash/Market
12-B.	ET		None	$15,001 - $50,000	Cash/Market
12-C.	QQQ	$1,000 or less	Dividend	$15,000 or less	Cash/Market
12-D.	IVV	$1,000 or less	Dividend	$15,001 - $50,000	Cash/Market
12-E.	IBDU	$1,000 or less	Dividend	$15,000 or less	Cash/Market
12-F.	IBDT	$1,000 or less	Dividend	$15,000 or less	Cash/Market
12-G.	IBDS	$1,000 or less	Dividend	$15,000 or less	Cash/Market
12-H.	JEPI	$1,000 or less	Dividend	$15,001 - $50,000	Cash/Market
12-I.	JEPQ	$1,000 or less	Dividend	$15,001 - $50,000	Cash/Market
12-J.	PULS	$1,000 or less	Dividend	$15,000 or less	Cash/Market
12-K.	TTE	$1,000 or less	Dividend	$15,000 or less	Cash/Market
12-L.	VZ		None	$15,000 or less	Cash/Market
12-M.	WMB	$1,000 or less	Dividend	$15,000 or less	Cash/Market
12-N.	Allspring Money Market (WMPXX) (cash eq.)	$1,000 or less	Dividend	$15,001 - $50,000	Cash/Market

13.	**(H) 401K#1**				
13-A.	WFC-Stock	$5,001 - $15,000	Dividend	$250,001 - $500,000	Cash/Market
13-B.	WFC-Stable Value	$5,001 - $15,000	Dividend	$250,001 - $500,000	Cash/Market

VIII. Additional Information or Explanations

I do not have any Additional Information to report
No entries in this section

ADMINISTRATIVE OFFICE OF THE UNITED STATES COURTS

Produced by Administrative Office of the United States Courts