Annual, 2025

Financial Disclosure Report (AO Form 10)

Filer's Information
Vance, Sarah S.
U.S. District Court - Louisiana Eastern
Senior District Judge

I certify that all information given above (including information pertaining to my spouse and minor or dependent children, if any) is accurate, true, and complete to the best of my knowledge and belief, and that any information not reported was withheld because it met applicable statutory provisions permitting non-disclosure.

I further certify that earned income from outside employment and honoraria and the acceptance of gifts which have been reported are in compliance with the provisions of 5 U.S.C. Â§ 13141 et. seq., 5 U.S.C. Â§ 7353, and Judicial Conference regulations.

/s/ Vance, Sarah S. [electronically signed on Jul 15, 2026 3:25pm by Vance, Sarah S. in JEFS]

I. Positions

	ORGANIZATION/ENTITY NAME	ORGANIZATION/ENTITY TYPE	POSITION HELD
1.	Tulane Law School -- Dean's Advisory Board	University/College	Board Member
2.	Council ; Executive Committee American Law Institute	Non-Profit	Member
3.	Council Louisiana State Law Institute	Other: State law reform commission	Council Louisiana State Law Institute

II. Agreements

I do not have any Agreements to report
No entries in this section

III A. Filer Non-Investment Income

I do not have any Filer Non-Investment Income to report
No entries in this section

III B. Spouse Non-Investment Income

	SOURCE	DESCRIPTION	HONORARIUM	HONORARIUM AMOUNT	HONORARIUM DATE
1.	Jones Walker LLP	Income from law practice		$0.00	

IV. Reimbursements

	SOURCE OF REIMBURSEMENT	FROM DATE	TO DATE	LOCATION	PURPOSE	ITEMS PAID OR PROVIDED
1.	American Law Institute	Sep 11, 2025	Sep 12, 2025	New York, New York	Speaker - MDL Program	Transportation, Hotel, Meals
2.	George Washington University	Oct 22, 2025	Oct 23, 2025	Washington, District of Columbia	GW Law Event on Third-Party Litigation Funding	Hotel

	SOURCE OF REIMBURSEMENT	FROM DATE	TO DATE	LOCATION	PURPOSE	ITEMS PAID OR PROVIDED
3.	Texas Tech University	Jun 1, 2025	Jun 4, 2025	Aspen, Colorado	MDL Judicial Summit	Transportation, Hotel, Meals

V. Gifts

I do not have any Gifts to report
No entries in this section

VI. Liabilities

I do not have any Liabilities to report
No entries in this section

VII. Investments and Trusts

	DESCRIPTION	INCOME AMOUNT	INCOME TYPE	GROSS VALUE	VALUE METHOD
1.	**(H) S-IRA #2, Rollover Merrill Lynch (H):**				
1-A.	--Bank of America, NA Rasp / Cash	$1,000 or less	Interest	$15,000 or less	Cash/Market
1-B.	--Black Rock Liquidity Fund (BUPXX)	$1,000 or less	Dividend	$15,000 or less	Cash/Market

Transactions	Transaction Type	Transaction Date	Transaction Value
(1).	Sold (part)	Mar 13, 2025	$15,000 or less
(2).	Buy (add'l)	Oct 1, 2025	$15,000 or less

1-C.	--Invesco Emerging Markets (PCY)	$1,000 or less	Dividend		

Transactions	Transaction Type	Transaction Date	Transaction Value
(1).	Sold	Jul 28, 2025	$15,000 or less

1-D.	--Invesco Preferred ETF (PGX)	$1,000 or less	Dividend	$15,000 or less	Cash/Market

Transactions	Transaction Type	Transaction Date	Transaction Value
(1).	Sold (part)	Mar 13, 2025	$15,000 or less
(2).	Sold (part)	Oct 1, 2025	$15,000 or less

1-E.	--iShares 20+ Year Treasury Bond ETF (TLT)	$1,001 - $2,500	Dividend	$15,001 - $50,000	Cash/Market

Transactions	Transaction Type	Transaction Date	Transaction Value
(1).	Sold (part)	Mar 13, 2025	$15,000 or less
(2).	Sold (part)	Mar 31, 2025	$15,000 or less
(3).	Sold (part)	Jul 28, 2025	$15,000 or less
(4).	Sold (part)	Oct 1, 2025	$15,000 or less

1-F.	--iShares TIPS (TIP)	$1,000 or less	Dividend	$15,000 or less	Cash/Market

Transactions	Transaction Type	Transaction Date	Transaction Value
(1).	Sold (part)	Mar 13, 2025	$15,000 or less
(2).	Sold (part)	Jul 28, 2025	$15,000 or less
(3).	Buy (add'l)	Oct 1, 2025	$15,000 or less

1-G.	--iShares MBS ETF (MBB)	$1,001 - $2,500	Dividend	$15,001 - $50,000	Cash/Market

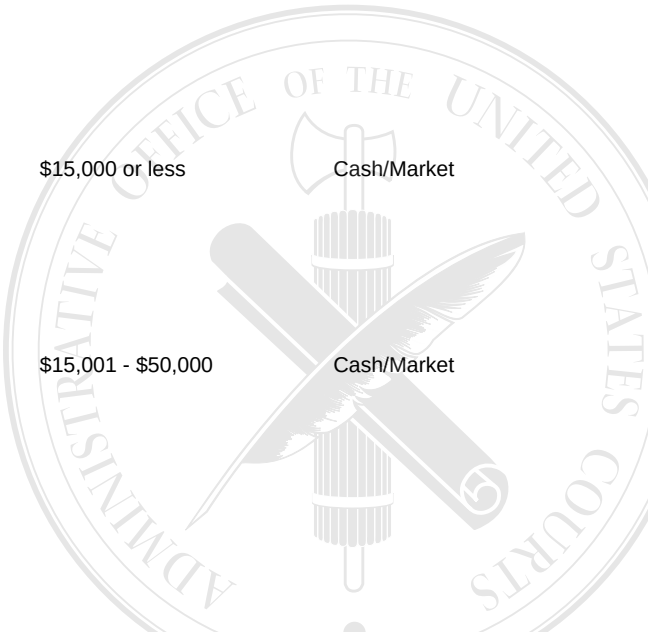

	DESCRIPTION	INCOME AMOUNT	INCOME TYPE	GROSS VALUE	VALUE METHOD

Transactions	Transaction Type	Transaction Date	Transaction Value
(1).	Sold (part)	Mar 13, 2025	$15,001 - $50,000
(2).	Sold (part)	Mar 31, 2025	$15,000 or less
(3).	Sold (part)	Jul 28, 2025	$50,001 - $100,000
(4).	Buy (add'l)	Oct 1, 2025	$15,000 or less

1-H.	--iShares Core MSCI Emerging Markets ETF (IEMG)	$1,001 - $2,500	Dividend	$50,001 - $100,000	Cash/Market

Transactions	Transaction Type	Transaction Date	Transaction Value
(1).	Buy (add'l)	Mar 13, 2025	$15,000 or less
(2).	Sold (part)	Mar 31, 2025	$15,000 or less
(3).	Buy (add'l)	Jul 28, 2025	$15,000 or less
(4).	Sold (part)	Oct 1, 2025	$15,000 or less

1-I.	--iShares TR CORE MSCI EAF (IEFA)	$2,501 - $5,000	Dividend	$100,001 - $250,000	Cash/Market

Transactions	Transaction Type	Transaction Date	Transaction Value
(1).	Buy (add'l)	Mar 13, 2025	$15,000 or less
(2).	Sold (part)	Mar 31, 2025	$15,000 or less
(3).	Buy (add'l)	Jul 28, 2025	$15,001 - $50,000
(4).	Buy (add'l)	Oct 1, 2025	$15,000 or less

1-J.	--Schwab Short-Term US Treasury ETF (SCHO)	$1,000 or less	Dividend	$15,000 or less	Cash/Market

Transactions	Transaction Type	Transaction Date	Transaction Value
(1).	Sold (part)	Mar 13, 2025	$15,001 - $50,000
(2).	Sold (part)	Mar 31, 2025	$15,000 or less
(3).	Sold (part)	Jul 28, 2025	$15,001 - $50,000
(4).	Buy (add'l)	Oct 1, 2025	$15,000 or less

1-K.	--Vanguard Small Cap Value ETF (VBR)	$1,000 or less	Dividend	$15,001 - $50,000	Cash/Market

Transactions	Transaction Type	Transaction Date	Transaction Value
(1).	Sold (part)	Mar 13, 2025	$15,000 or less
(2).	Sold (part)	Mar 31, 2025	$15,000 or less
(3).	Buy (add'l)	Jul 28, 2025	$15,000 or less
(4).	Buy (add'l)	Oct 1, 2025	$15,000 or less

1-L.	--Vanguard Small CAP Growth ETF (VBK)	$1,000 or less	Dividend	$15,001 - $50,000	Cash/Market

Transactions	Transaction Type	Transaction Date	Transaction Value
(1).	Buy (add'l)	Mar 13, 2025	$15,000 or less
(2).	Sold (part)	Mar 31, 2025	$15,000 or less
(3).	Buy (add'l)	Jul 28, 2025	$15,000 or less

1-M.	--Vanguard Value ETF (VTV)	$2,501 - $5,000	Dividend	$250,001 - $500,000	Cash/Market

Transactions	Transaction Type	Transaction Date	Transaction Value
(1).	Sold (part)	Mar 13, 2025	$15,000 or less
(2).	Sold (part)	Mar 31, 2025	$15,000 or less
(3).	Buy (add'l)	Jul 28, 2025	$50,001 - $100,000
(4).	Buy (add'l)	Oct 1, 2025	$15,000 or less

1-N.	--Vanguard Growth ETF (VUG)	$1,000 or less	Dividend	$100,001 - $250,000	Cash/Market

Transactions	Transaction Type	Transaction Date	Transaction Value
(1).	Sold (part)	Jan 30, 2025	$15,000 or less
(2).	Buy (add'l)	Mar 13, 2025	$15,001 - $50,000
(3).	Sold (part)	Mar 31, 2025	$15,000 or less
(4).	Buy (add'l)	Jul 28, 2025	$15,001 - $50,000
(5).	Sold (part)	Oct 1, 2025	$15,000 or less

1-O.	--Vanguard Interm-Term (VGIT)	$1,000 or less	Dividend	$15,001 - $50,000	Cash/Market



	DESCRIPTION	INCOME AMOUNT	INCOME TYPE	GROSS VALUE	VALUE METHOD

Transactions	Transaction Type	Transaction Date	Transaction Value
(1).	Sold (part)	Mar 13, 2025	$15,000 or less
(2).	Sold (part)	Mar 31, 2025	$15,000 or less
(3).	Sold (part)	Oct 1, 2025	$15,000 or less

1-P.	--Vanguard Short Term (VCSH)	$1,001 - $2,500	Dividend	$15,001 - $50,000	Cash/Market

Transactions	Transaction Type	Transaction Date	Transaction Value
(1).	Buy (add'l)	Mar 13, 2025	$15,000 or less
(2).	Sold (part)	Mar 31, 2025	$15,000 or less
(3).	Sold (part)	Jul 28, 2025	$15,000 or less
(4).	Buy (add'l)	Oct 1, 2025	$15,000 or less

1-Q.	--Vanguard Intermediate (VCIT)	$1,001 - $2,500	Dividend	$15,001 - $50,000	Cash/Market

Transactions	Transaction Type	Transaction Date	Transaction Value
(1).	Buy	Mar 13, 2025	$15,000 or less
(2).	Sold (part)	Mar 31, 2025	$15,000 or less
(3).	Sold (part)	Jul 28, 2025	$15,000 or less
(4).	Buy	Oct 1, 2025	$15,000 or less

1-R.	Vanguard Total International (BNDX)	$1,000 or less	Dividend	$15,001 - $50,000	Cash/Market

Transactions	Transaction Type	Transaction Date	Transaction Value
(1).	Sold (part)	Mar 31, 2025	$15,000 or less
(2).	Sold (part)	Jul 28, 2025	$15,000 or less
(3).	Buy (add'l)	Oct 1, 2025	$15,000 or less

1-S.	Vaneck Fallen Angel (ANGL)	$1,000 or less	Dividend	$15,000 or less	Cash/Market

Transactions	Transaction Type	Transaction Date	Transaction Value
(1).	Buy	Mar 13, 2025	$15,000 or less
(2).	Buy (add'l)	Oct 1, 2025	$15,000 or less

1-T.	XTrackers USD High Yield (HYLB)	$1,000 or less	Dividend	$15,000 or less	Cash/Market

Transactions	Transaction Type	Transaction Date	Transaction Value
(1).	Buy	Mar 13, 2025	$15,000 or less
(2).	Sold (part)	Jul 28, 2025	$15,000 or less
(3).	Buy (add'l)	Oct 1, 2025	$15,000 or less

2.	**(H) P-IRA #3, Merrill Lynch (H):**				
2-A.	--Bank of America, NA Rasp / Cash	$1,000 or less	Interest	$15,001 - $50,000	Cash/Market
2-B.	--Black Rock Liquidity Fund (BUPXX)	$1,000 or less	Dividend	$15,000 or less	Cash/Market

Transactions	Transaction Type	Transaction Date	Transaction Value
(1).	Sold (part)	Mar 13, 2025	$15,000 or less
(2).	Buy (add'l)	Oct 1, 2025	$15,000 or less

2-C.	--Invesco Emerging Markets (PCY)	$1,000 or less	Dividend		

Transactions	Transaction Type	Transaction Date	Transaction Value
(1).	Sold	Jul 28, 2025	$15,000 or less

2-D.	--Invesco Preferred ETF (PGX)	$1,000 or less	Dividend	$15,000 or less	Cash/Market

Transactions	Transaction Type	Transaction Date	Transaction Value
(1).	Sold (part)	Mar 13, 2025	$15,000 or less
(2).	Sold (part)	Oct 1, 2025	$15,000 or less

2-E.	--iShares 20+ Year Treasury Bond ETF (TLT)	$1,001 - $2,500	Dividend	$15,001 - $50,000	Cash/Market



	DESCRIPTION	INCOME AMOUNT	INCOME TYPE	GROSS VALUE	VALUE METHOD

Transactions	Transaction Type	Transaction Date	Transaction Value
(1).	Sold (part)	Mar 13, 2025	$15,000 or less
(2).	Sold (part)	Mar 31, 2025	$15,000 or less
(3).	Sold (part)	Jul 28, 2025	$15,000 or less
(4).	Sold (part)	Oct 1, 2025	$15,000 or less

2-F. --iShares TIPS (TIP) | $1,000 or less | Dividend | $15,000 or less | Cash/Market

Transactions	Transaction Type	Transaction Date	Transaction Value
(1).	Sold (part)	Mar 13, 2025	$15,000 or less
(2).	Sold (part)	Jul 28, 2025	$15,000 or less

2-G. --iShares MBS ETF (MBB) | $2,501 - $5,000 | Dividend | $15,001 - $50,000 | Cash/Market

Transactions	Transaction Type	Transaction Date	Transaction Value
(1).	Sold (part)	Mar 13, 2025	$15,001 - $50,000
(2).	Sold (part)	Mar 31, 2025	$15,000 or less
(3).	Sold (part)	Jul 28, 2025	$50,001 - $100,000

2-H. --iShares Core MSCI Emerging Markets ETF (IEMG) | $2,501 - $5,000 | Dividend | $100,001 - $250,000 | Cash/Market

Transactions	Transaction Type	Transaction Date	Transaction Value
(1).	Buy (add'l)	Mar 13, 2025	$15,000 or less
(2).	Sold (part)	Mar 31, 2025	$15,000 or less
(3).	Buy (add'l)	Jul 28, 2025	$15,000 or less

2-I. --iShares TR Core MSCI EAF (IEFA) | $5,001 - $15,000 | Dividend | $100,001 - $250,000 | Cash/Market

Transactions	Transaction Type	Transaction Date	Transaction Value
(1).	Buy (add'l)	Mar 13, 2025	$15,001 - $50,000
(2).	Sold (part)	Mar 31, 2025	$15,000 or less
(3).	Buy (add'l)	Jul 28, 2025	$15,001 - $50,000
(4).	Buy (add'l)	Oct 1, 2025	$15,000 or less

2-J. --Schwab Short-term US Treasury ETF (SCHO) | $1,001 - $2,500 | Dividend | $15,001 - $50,000 | Cash/Market

Transactions	Transaction Type	Transaction Date	Transaction Value
(1).	Sold (part)	Mar 13, 2025	$15,001 - $50,000
(2).	Sold (part)	Mar 31, 2025	$15,000 or less
(3).	Sold (part)	Jul 28, 2025	$15,001 - $50,000

2-K. --Vanguard Small Cap Value ETF (VBR) | $1,001 - $2,500 | Dividend | $50,001 - $100,000 | Cash/Market

Transactions	Transaction Type	Transaction Date	Transaction Value
(1).	Sold (part)	Mar 13, 2025	$15,000 or less
(2).	Sold (part)	Mar 31, 2025	$15,000 or less
(3).	Buy (add'l)	Jul 28, 2025	$15,000 or less
(4).	Buy (add'l)	Oct 1, 2025	$15,000 or less

2-L. --Vanguard Small Cap ETF (VBK) | $1,000 or less | Dividend | $50,001 - $100,000 | Cash/Market

Transactions	Transaction Type	Transaction Date	Transaction Value
(1).	Buy (add'l)	Mar 13, 2025	$15,000 or less
(2).	Sold (part)	Mar 31, 2025	$15,000 or less
(3).	Buy (add'l)	Jul 28, 2025	$15,000 or less

2-M. --Vanguard Value ETF (VTV) | $5,001 - $15,000 | Dividend | $250,001 - $500,000 | Cash/Market

Transactions	Transaction Type	Transaction Date	Transaction Value
(1).	Sold (part)	Mar 13, 2025	$15,000 or less
(2).	Sold (part)	Mar 31, 2025	$15,000 or less
(3).	Buy (add'l)	Jul 28, 2025	$50,001 - $100,000

2-N. --Vanguard Growth ETF (VUG) | $1,001 - $2,500 | Dividend | $250,001 - $500,000 | Cash/Market

	DESCRIPTION	INCOME AMOUNT	INCOME TYPE	GROSS VALUE	VALUE METHOD

Transactions	Transaction Type	Transaction Date	Transaction Value
(1).	Sold (part)	Jan 30, 2025	$15,001 - $50,000
(2).	Buy (add'l)	Mar 13, 2025	$15,001 - $50,000
(3).	Sold (part)	Mar 31, 2025	$15,000 or less
(4).	Buy (add'l)	Jul 28, 2025	$15,001 - $50,000
(5).	Sold (part)	Oct 1, 2025	$15,000 or less

2-O. --Vanguard Interm-Term (VGIT) | $1,001 - $2,500 | Dividend | $15,001 - $50,000 | Cash/Market

Transactions	Transaction Type	Transaction Date	Transaction Value
(1).	Sold (part)	Mar 13, 2025	$15,000 or less
(2).	Sold (part)	Mar 31, 2025	$15,000 or less
(3).	Sold (part)	Oct 1, 2025	$15,000 or less

2-P. --Vanguard Short Term (VCSH) | $2,501 - $5,000 | Dividend | $50,001 - $100,000 | Cash/Market

Transactions	Transaction Type	Transaction Date	Transaction Value
(1).	Buy (add'l)	Mar 13, 2025	$15,000 or less
(2).	Sold (part)	Mar 31, 2025	$15,000 or less
(3).	Sold (part)	Jul 28, 2025	$15,000 or less

2-Q. --Vanguard Intermediate (VCIT) | $2,501 - $5,000 | Dividend | $50,001 - $100,000 | Cash/Market

Transactions	Transaction Type	Transaction Date	Transaction Value
(1).	Buy (add'l)	Mar 13, 2025	$15,000 or less
(2).	Sold (part)	Mar 31, 2025	$15,000 or less
(3).	Sold (part)	Jul 28, 2025	$15,000 or less

2-R. --Vanguard Total International (BNDX)) | $1,000 or less | Dividend | $15,000 or less | Cash/Market

Transactions	Transaction Type	Transaction Date	Transaction Value
(1).	Sold (part)	Mar 13, 2025	$15,000 or less
(2).	Sold (part)	Mar 31, 2025	$15,000 or less
(3).	Sold (part)	Jul 28, 2025	$15,001 - $50,000
(4).	Buy (add'l)	Oct 1, 2025	$15,000 or less

2-S. Vaneck Fallen Angel (ANGL) | $1,000 or less | Dividend | $15,000 or less | Cash/Market

Transactions	Transaction Type	Transaction Date	Transaction Value
(1).	Buy	Mar 13, 2025	$15,000 or less
(2).	Buy (add'l)	Oct 1, 2025	$15,000 or less

2-T. XTrackers USD High Yield (HYLB) | $1,000 or less | Dividend | $15,000 or less | Cash/Market

Transactions	Transaction Type	Transaction Date	Transaction Value
(1).	Buy	Mar 13, 2025	$15,001 - $50,000
(2).	Sold (part)	Jul 28, 2025	$15,000 or less
(3).	Buy (add'l)	Oct 1, 2025	$15,000 or less

3. **(H) Cash Management Account, Merrill Lynch #4**

3-A. --Merrill Lynch Bank Deposit Program | $1,000 or less | Interest | $15,000 or less | Cash/Market

3-B. --Black Rock Liquidty Fund (BUPXX) | $1,000 or less | Dividend | $15,000 or less | Cash/Market

Transactions	Transaction Type	Transaction Date	Transaction Value
(1).	Buy (add'l)	Feb 3, 2025	$15,000 or less
(2).	Sold (part)	Feb 7, 2025	$15,000 or less
(3).	Sold (part)	Mar 13, 2025	$15,000 or less
(4).	Sold (part)	Apr 8, 2025	$15,000 or less
(5).	Buy (add'l)	Sep 30, 2025	$15,000 or less

3-C. --Invesco Emerging Markets (PCY) | $1,000 or less | Dividend | $15,000 or less | Cash/Market



	DESCRIPTION	INCOME AMOUNT	INCOME TYPE	GROSS VALUE	VALUE METHOD

Transactions	Transaction Type	Transaction Date	Transaction Value
(1).	Buy (add'l)	Feb 3, 2025	$15,000 or less
(2).	Sold (part)	Feb 7, 2025	$15,000 or less
(3).	Sold (part)	Mar 13, 2025	$15,000 or less

3-D. --Invesco Preferred ETF (PGX) | $1,000 or less | Dividend | $15,000 or less | Cash/Market

Transactions	Transaction Type	Transaction Date	Transaction Value
(1).	Buy (add'l)	Feb 3, 2025	$15,000 or less
(2).	Buy (add'l)	Apr 8, 2025	$15,000 or less
(3).	Buy (add'l)	Sep 30, 2025	$15,000 or less

3-E. --iShares MSCI EAFE (EFA) | $1,001 - $2,500 | Dividend | $15,001 - $50,000 | Cash/Market

Transactions	Transaction Type	Transaction Date	Transaction Value
(1).	Sold (part)	Jan 14, 2025	$15,000 or less
(2).	Sold (part)	Feb 7, 2025	$15,000 or less
(3).	Sold (part)	Mar 31, 2025	$15,000 or less
(4).	Buy (add'l)	Apr 22, 2025	$15,000 or less
(5).	Sold (part)	Dec 31, 2025	$15,000 or less

3-F. --iShares 20+ Year Treasury Bond ETF (TLT) | $1,000 or less | Dividend | $15,000 or less | Cash/Market

Transactions	Transaction Type	Transaction Date	Transaction Value
(1).	Sold (part)	Jan 2, 2025	$15,000 or less
(2).	Sold (part)	Jan 14, 2025	$15,000 or less
(3).	Buy (add'l)	Sep 30, 2025	$15,000 or less

3-G. --iShares MSCI Emerging (EEM) | $1,000 or less | Dividend | $15,001 - $50,000 | Cash/Market

Transactions	Transaction Type	Transaction Date	Transaction Value
(1).	Sold (part)	Feb 7, 2025	$15,000 or less
(2).	Sold (part)	Mar 13, 2025	$15,000 or less
(3).	Sold (part)	Mar 31, 2025	$15,000 or less
(4).	Buy (add'l)	Apr 8, 2025	$15,000 or less
(5).	Sold (part)	Sep 30, 2025	$15,000 or less
(6).	Sold (part)	Dec 31, 2025	$15,000 or less

3-H. --iShares Tips (TIP) | $1,000 or less | Dividend | $15,000 or less | Cash/Market

Transactions	Transaction Type	Transaction Date	Transaction Value
(1).	Buy (add'l)	Feb 3, 2025	$15,000 or less
(2).	Buy (add'l)	Sep 30, 2025	$15,000 or less

3-I. --iShares 3-7 Year (IEI) | $1,000 or less | Dividend | $15,000 or less | Cash/Market

Transactions	Transaction Type	Transaction Date	Transaction Value
(1).	Sold (part)	Feb 7, 2025	$15,000 or less
(2).	Sold (part)	Mar 5, 2025	$15,000 or less
(3).	Sold (part)	Mar 13, 2025	$15,000 or less
(4).	Sold (part)	Mar 31, 2025	$15,000 or less

3-J. --iShares MBS ETF (MBB) | $2,501 - $5,000 | Dividend | $50,001 - $100,000 | Cash/Market

Transactions	Transaction Type	Transaction Date	Transaction Value
(1).	Buy (add'l)	Jan 14, 2025	$15,000 or less
(2).	Buy (add'l)	Feb 3, 2025	$15,000 or less
(3).	Sold (part)	Feb 7, 2025	$15,000 or less
(4).	Sold (part)	Mar 13, 2025	$15,001 - $50,000
(5).	Sold (part)	Mar 31, 2025	$15,000 or less
(6).	Buy (add'l)	Sep 30, 2025	$15,000 or less

3-K. --iShares Preferred (PFF) | $1,000 or less | Dividend | $15,000 or less | Cash/Market



	DESCRIPTION	INCOME AMOUNT	INCOME TYPE	GROSS VALUE	VALUE METHOD

Transactions	Transaction Type	Transaction Date	Transaction Value
(1).	Sold (part)	Feb 7, 2025	$15,000 or less
(2).	Sold (part)	Mar 13, 2025	$15,000 or less
(3).	Sold (part)	Apr 8, 2025	$15,000 or less

3-L.	--iShares RS 2000 Growth (IWO)	$1,000 or less	Dividend	$15,000 or less	Cash/Market

Transactions	Transaction Type	Transaction Date	Transaction Value
(1).	Sold (part)	Jan 14, 2025	$15,000 or less
(2).	Sold (part)	Feb 7, 2025	$15,000 or less
(3).	Buy (add'l)	Mar 5, 2025	$15,000 or less
(4).	Buy (add'l)	Apr 8, 2025	$15,000 or less
(5).	Sold (part)	Sep 30, 2025	$15,000 or less

3-M.	--iShares RS 2000 Value (IWN)	$1,000 or less	Dividend	$15,000 or less	Cash/Market

Transactions	Transaction Type	Transaction Date	Transaction Value
(1).	Sold (part)	Feb 7, 2025	$15,000 or less
(2).	Buy (add'l)	Mar 5, 2025	$15,000 or less
(3).	Sold (part)	Mar 13, 2025	$15,000 or less
(4).	Buy (add'l)	Apr 8, 2025	$15,000 or less
(5).	Sold (part)	Sep 30, 2025	$15,000 or less
(6).	Sold (part)	Dec 31, 2025	$15,000 or less

3-N.	--iShares Core MSCI Emerging Markets ETF (IEMG)	$1,000 or less	Dividend	$15,000 or less	Cash/Market

Transactions	Transaction Type	Transaction Date	Transaction Value
(1).	Buy (add'l)	Feb 3, 2025	$15,000 or less
(2).	Sold (part)	Apr 8, 2025	$15,000 or less

3-O.	--iShares TR CORE MSCI EAF (IEFA)	$1,001 - $2,500	Dividend	$15,001 - $50,000	Cash/Market

Transactions	Transaction Type	Transaction Date	Transaction Value
(1).	Buy (add'l)	Jan 14, 2025	$15,000 or less
(2).	Buy (add'l)	Feb 3, 2025	$15,000 or less
(3).	Buy (add'l)	Mar 13, 2025	$15,000 or less
(4).	Sold (part)	Apr 22, 2025	$15,000 or less
(5).	Buy (add'l)	Sep 30, 2025	$15,000 or less

3-P.	--Pimco Investment Grade (CORP)	$1,001 - $2,500	Dividend	$15,001 - $50,000	Cash/Market

Transactions	Transaction Type	Transaction Date	Transaction Value
(1).	Sold (part)	Feb 7, 2025	$15,000 or less
(2).	Sold (part)	Mar 5, 2025	$15,000 or less
(3).	Sold (part)	Mar 31, 2025	$15,000 or less
(4).	Sold (part)	Apr 22, 2025	$15,000 or less

3-Q.	--Schwab U.S. TIPS ETF (SCHP)	$1,000 or less	Dividend	$15,000 or less	Cash/Market

Transactions	Transaction Type	Transaction Date	Transaction Value
(1).	Sold (part)	Feb 7, 2025	$15,000 or less
(2).	Sold (part)	Mar 31, 2025	$15,000 or less

3-R.	--Schwab Short-Term US Treasury ETF (SCHO)	$1,000 or less	Dividend	$15,001 - $50,000	Cash/Market

Transactions	Transaction Type	Transaction Date	Transaction Value
(1).	Sold (part)	Jan 14, 2025	$15,000 or less
(2).	Buy (add'l)	Feb 3, 2025	$15,000 or less
(3).	Sold (part)	Feb 7, 2025	$15,000 or less
(4).	Sold (part)	Mar 5, 2025	$15,000 or less

3-S.	--State Street SPDR PRTF Long Term Treasury ETF (SPTL)	$1,000 or less	Dividend	$15,001 - $50,000	Cash/Market

ADMINISTRATIVE OFFICE OF THE UNITED STATES COURTS

	DESCRIPTION	INCOME AMOUNT	INCOME TYPE	GROSS VALUE	VALUE METHOD

Transactions	Transaction Type	Transaction Date	Transaction Value
(1).	Buy (add'l)	Jan 2, 2025	$15,000 or less
(2).	Buy (add'l)	Jan 14, 2025	$15,000 or less
(3).	Buy (add'l)	Feb 3, 2025	$15,000 or less
(4).	Sold (part)	Feb 7, 2025	$15,000 or less
(5).	Sold (part)	Mar 13, 2025	$15,000 or less
(6).	Sold (part)	Mar 31, 2025	$15,000 or less

3-T. --Vanguard Russell 1000 ETF (VONG) $1,000 or less Dividend

Transactions	Transaction Type	Transaction Date	Transaction Value
(1).	Buy (add'l)	Apr 22, 2025	$15,001 - $50,000
(2).	Sold	Sep 30, 2025	$15,001 - $50,000

3-U. --Vanguard Small Cap Value ETF (VBR) $1,000 or less Dividend $15,000 or less Cash/Market

Transactions	Transaction Type	Transaction Date	Transaction Value
(1).	Buy (add'l)	Feb 3, 2025	$15,000 or less
(2).	Sold (part)	Mar 5, 2025	$15,000 or less
(3).	Sold (part)	Mar 13, 2025	$15,000 or less
(4).	Sold (part)	Mar 31, 2025	$15,000 or less
(5).	Sold (part)	Apr 8, 2025	$15,000 or less

3-V. --Vanguard Small Cap (VBK) $1,000 or less Dividend $15,000 or less Cash/Market

Transactions	Transaction Type	Transaction Date	Transaction Value
(1).	Buy (add'l)	Feb 3, 2025	$15,000 or less
(2).	Sold (part)	Mar 5, 2025	$15,000 or less
(3).	Sold (part)	Apr 8, 2025	$15,000 or less

3-W. --Vanguard Value ETF (VTV) $2,501 - $5,000 Dividend $100,001 - $250,000 Cash/Market

Transactions	Transaction Type	Transaction Date	Transaction Value
(1).	Buy (add'l)	Feb 3, 2025	$15,000 or less
(2).	Sold (part)	Feb 7, 2025	$15,000 or less
(3).	Buy (add'l)	Mar 13, 2025	$15,000 or less
(4).	Sold (part)	Mar 31, 2025	$15,000 or less
(5).	Buy (add'l)	Sep 30, 2025	$15,000 or less
(6).	Sold (part)	Dec 31, 2025	$15,000 or less

3-X. --Vanguard Growth ETF (VUG) $1,000 or less Dividend $100,001 - $250,000 Cash/Market

Transactions	Transaction Type	Transaction Date	Transaction Value
(1).	Sold (part)	Feb 7, 2025	$15,000 or less
(2).	Buy (add'l)	Mar 13, 2025	$15,001 - $50,000
(3).	Sold (part)	Mar 31, 2025	$15,000 or less
(4).	Sold (part)	Apr 22, 2025	$15,000 or less
(5).	Sold (part)	Sep 30, 2025	$15,000 or less
(6).	Sold (part)	Dec 31, 2025	$15,000 or less

3-Y. --Vanguard Interm-Term (VGIT) $1,000 or less Dividend $15,000 or less Cash/Market

Transactions	Transaction Type	Transaction Date	Transaction Value
(1).	Buy (add'l)	Feb 3, 2025	$15,000 or less
(2).	Buy (add'l)	Sep 30, 2025	$15,000 or less

3-Z. --Vanguard Short-Term (VCSH) $1,001 - $2,500 Dividend $15,001 - $50,000 Cash/Market



	DESCRIPTION	INCOME AMOUNT	INCOME TYPE	GROSS VALUE	VALUE METHOD

Transactions	Transaction Type	Transaction Date	Transaction Value
(1).	Sold (part)	Jan 14, 2025	$15,000 or less
(2).	Buy (add'l)	Feb 3, 2025	$15,000 or less
(3).	Sold (part)	Feb 7, 2025	$15,000 or less
(4).	Sold (part)	Mar 5, 2025	$15,000 or less
(5).	Buy (add'l)	Mar 13, 2025	$15,000 or less
(6).	Sold (part)	Mar 31, 2025	$15,000 or less
(7).	Sold (part)	Apr 8, 2025	$15,000 or less
(8).	Sold (part)	Apr 22, 2025	$15,000 or less
(9).	Buy (add'l)	Sep 30, 2025	$15,000 or less

3-AA.	--Vanguard Intermediate (VCIT)	$1,000 or less	Dividend	$15,000 or less	Cash/Market

Transactions	Transaction Type	Transaction Date	Transaction Value
(1).	Buy (add'l)	Feb 3, 2025	$15,000 or less
(2).	Buy (add'l)	Mar 13, 2025	$15,000 or less
(3).	Buy (add'l)	Sep 30, 2025	$15,000 or less

3-AB.	--Vanguard Total International (BNDX)	$1,000 or less	Dividend	$15,001 - $50,000	Cash/Market

Transactions	Transaction Type	Transaction Date	Transaction Value
(1).	Buy (add'l)	Feb 3, 2025	$15,000 or less
(2).	Sold (part)	Feb 7, 2025	$15,000 or less
(3).	Sold (part)	Mar 13, 2025	$15,000 or less
(4).	Sold (part)	Mar 31, 2025	$15,000 or less
(5).	Sold (part)	Apr 8, 2025	$15,000 or less
(6).	Buy (add'l)	Sep 30, 2025	$15,000 or less

3-AC.	--Vanguard Mortgage-Backed (VMBS)	$1,000 or less	Dividend		

Transactions	Transaction Type	Transaction Date	Transaction Value
(1).	Sold	Jan 14, 2025	$15,000 or less

3-AD.	Vaneck Fallen Angel (ANGL)	$1,000 or less	Dividend	$15,000 or less	Cash/Market

Transactions	Transaction Type	Transaction Date	Transaction Value
(1).	Buy	Mar 13, 2025	$15,000 or less

3-AE.	XTrackers USD High Yield (HYLB)	$1,000 or less	Dividend	$15,000 or less	Cash/Market

Transactions	Transaction Type	Transaction Date	Transaction Value
(1).	Buy	Mar 13, 2025	$15,000 or less
(2).	Sold (part)	Mar 31, 2025	$15,000 or less
(3).	Sold (part)	Apr 8, 2025	$15,000 or less
(4).	Buy (add'l)	Sep 30, 2025	$15,000 or less

4.	**Checking and Money Market Accounts, J.P. Morgan**	$1,000 or less	Interest	$100,001 - $250,000	Cash/Market
5.	**Judicial & Justice Federal Credit Union**	$1,000 or less	Interest	$15,001 - $50,000	Cash/Market
6.	**(H) Merrill Lynch Account (H):**				
6-A.	--ML Bank Deposit Program	$1,000 or less	Interest	$15,000 or less	Cash/Market
6-B.	-- Black Rock Liquidty Fund (BUPXX)	$1,000 or less	Dividend	$15,000 or less	Cash/Market

Transactions	Transaction Type	Transaction Date	Transaction Value
(1).	Sold (part)	Mar 13, 2025	$15,000 or less
(2).	Buy (add'l)	Sep 30, 2025	$15,000 or less

6-C.	--Invesco Emerging Markets (PCY)	$1,000 or less	Dividend	$15,000 or less	Cash/Market

Transactions	Transaction Type	Transaction Date	Transaction Value
(1).	Buy (add'l)	Sep 30, 2025	$15,000 or less

	DESCRIPTION	INCOME AMOUNT	INCOME TYPE	GROSS VALUE	VALUE METHOD
6-D.	--iShares RS 2000 Growth (IWO)	$1,000 or less	Dividend		

Transactions	Transaction Type	Transaction Date	Transaction Value
(1).	Sold	Apr 7, 2025	$15,000 or less

6-E.	--Invesco Preferred ETF (PGX)	$1,000 or less	Dividend	$15,000 or less	Cash/Market

Transactions	Transaction Type	Transaction Date	Transaction Value
(1).	Buy (add'l)	Sep 30, 2025	$15,000 or less

6-F.	--iShares MSCI EAFE (EFA)	$1,001 - $2,500	Dividend	$15,001 - $50,000	Cash/Market

Transactions	Transaction Type	Transaction Date	Transaction Value
(1).	Sold (part)	Jan 6, 2025	$15,000 or less
(2).	Buy (add'l)	Apr 22, 2025	$15,000 or less

6-G.	--iShares 20+ Year Treasury Bond ETF (TLT)	$1,000 or less	Dividend	$15,000 or less	Cash/Market

Transactions	Transaction Type	Transaction Date	Transaction Value
(1).	Sold (part)	Jan 14, 2025	$15,001 - $50,000
(2).	Buy (add'l)	Sep 30, 2025	$15,000 or less

6-H.	--iShares TIPS (TIP)	$1,000 or less	Dividend	$15,000 or less	Cash/Market

Transactions	Transaction Type	Transaction Date	Transaction Value
(1).	Buy (add'l)	Sep 30, 2025	$15,000 or less

6-I.	--iShares 3-7 Year (IEI)	$1,000 or less	Dividend	$15,001 - $50,000	Cash/Market

Transactions	Transaction Type	Transaction Date	Transaction Value
(1).	Sold (part)	Mar 13, 2025	$15,000 or less
(2).	Sold (part)	Apr 22, 2025	$15,000 or less

6-J.	--iShares MBS ETF (MBB)	$2,501 - $5,000	Dividend	$50,001 - $100,000	Cash/Market

Transactions	Transaction Type	Transaction Date	Transaction Value
(1).	Buy (add'l)	Jan 14, 2025	$15,000 or less
(2).	Sold (part)	Mar 13, 2025	$15,001 - $50,000
(3).	Sold (part)	Apr 22, 2025	$15,000 or less
(4).	Buy (add'l)	Sep 30, 2025	$15,000 or less

6-K.	--iShares Preferred (PFF)	$1,000 or less	Dividend	$15,000 or less	Cash/Market
6-L.	--iShares Core MSCI Emerging Markets ETF (IEMG)	$1,001 - $2,500	Dividend	$50,001 - $100,000	Cash/Market

Transactions	Transaction Type	Transaction Date	Transaction Value
(1).	Buy (add'l)	Mar 13, 2025	$15,000 or less
(2).	Sold (part)	Apr 17, 2025	$15,000 or less
(3).	Sold (part)	Sep 30, 2025	$15,000 or less

6-M.	--iShares TR CORE MSCI EAF (IEFA)	$1,001 - $2,500	Dividend	$50,001 - $100,000	Cash/Market

Transactions	Transaction Type	Transaction Date	Transaction Value
(1).	Buy (add'l)	Jan 6, 2025	$15,000 or less
(2).	Buy (add'l)	Mar 13, 2025	$15,000 or less
(3).	Sold (part)	Apr 22, 2025	$15,000 or less
(4).	Buy (add'l)	Sep 30, 2025	$15,000 or less

6-N.	--Pimco Investment Grade (CORP)	$1,001 - $2,500	Dividend	$15,001 - $50,000	Cash/Market

Transactions	Transaction Type	Transaction Date	Transaction Value
(1).	Sold (part)	Apr 22, 2025	$15,000 or less

6-O.	--Schwab U.S. Tips ETF (SCHP)	$1,000 or less	Dividend	$15,000 or less	Cash/Market
6-P.	--Schwab Short-Term US Treasury ETF (SCHO)	$1,001 - $2,500	Dividend	$15,001 - $50,000	Cash/Market

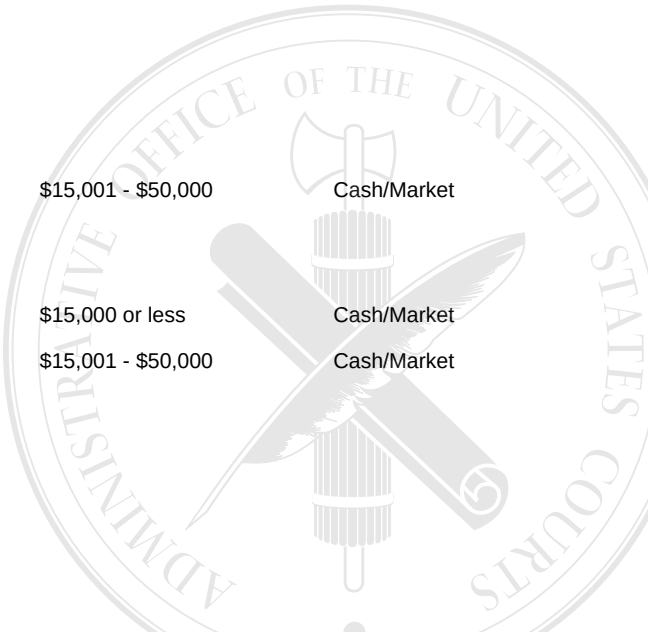

	DESCRIPTION	INCOME AMOUNT	INCOME TYPE	GROSS VALUE	VALUE METHOD

Transactions	Transaction Type	Transaction Date	Transaction Value
(1).	Sold (part)	Mar 13, 2025	$15,001 - $50,000
(2).	Sold (part)	Apr 7, 2025	$15,000 or less

6-Q. --State Street SPDR PRTF Long Term Treasury ETF (SPTL) | $1,001 - $2,500 | Dividend | $15,001 - $50,000 | Cash/Market

Transactions	Transaction Type	Transaction Date	Transaction Value
(1).	Buy (add'l)	Jan 14, 2025	$15,001 - $50,000
(2).	Sold (part)	Mar 13, 2025	$15,000 or less

6-R. --Vanguard Small Cap value ETF (VBR) | $1,000 or less | Dividend | $15,001 - $50,000 | Cash/Market

Transactions	Transaction Type	Transaction Date	Transaction Value
(1).	Sold (part)	Mar 13, 2025	$15,000 or less
(2).	Sold (part)	Apr 7, 2025	$15,000 or less

6-S. --Vanguard Small Cap Growth ETF (VBK) | $1,000 or less | Dividend | $15,001 - $50,000 | Cash/Market

Transactions	Transaction Type	Transaction Date	Transaction Value
(1).	Buy (add'l)	Mar 13, 2025	$15,000 or less
(2).	Buy (add'l)	Apr 7, 2025	$15,000 or less

6-T. --Vanguard Value ETF (VTV) | $2,501 - $5,000 | Dividend | $100,001 - $250,000 | Cash/Market

Transactions	Transaction Type	Transaction Date	Transaction Value
(1).	Buy (add'l)	Mar 13, 2025	$15,000 or less
(2).	Sold (part)	Apr 22, 2025	$15,000 or less

6-U. --Vanguard Growth ETF (VUG) | $1,000 or less | Dividend | $100,001 - $250,000 | Cash/Market

Transactions	Transaction Type	Transaction Date	Transaction Value
(1).	Buy (add'l)	Mar 13, 2025	$15,000 or less
(2).	Sold (part)	Apr 22, 2025	$15,000 or less
(3).	Sold (part)	Sep 30, 2025	$15,000 or less

6-V. --Vanguard Interm-Term (VGIT) | $1,000 or less | Dividend | $15,000 or less | Cash/Market

Transactions	Transaction Type	Transaction Date	Transaction Value
(1).	Buy (add'l)	Sep 30, 2025	$15,000 or less

6-W. --Vanguard Short-Term (VCSH) | $1,001 - $2,500 | Dividend | $50,001 - $100,000 | Cash/Market

Transactions	Transaction Type	Transaction Date	Transaction Value
(1).	Buy (add'l)	Mar 13, 2025	$15,000 or less
(2).	Sold (part)	Apr 22, 2025	$15,000 or less
(3).	Buy (add'l)	Sep 30, 2025	$15,000 or less

6-X. -- Vanguard Intermediate (VCIT) | $1,000 or less | Dividend | $15,000 or less | Cash/Market

Transactions	Transaction Type	Transaction Date	Transaction Value
(1).	Buy (add'l)	Mar 13, 2025	$15,000 or less
(2).	Buy (add'l)	Sep 30, 2025	$15,000 or less

6-Y. --Vanguard Russell 1000 ET (VONV) | $1,000 or less | Dividend | $15,000 or less | Cash/Market

Transactions	Transaction Type	Transaction Date	Transaction Value
(1).	Buy (add'l)	Apr 22, 2025	$15,000 or less
(2).	Sold (part)	Sep 30, 2025	$15,000 or less

6-Z. --Vanguard Total International (BNDX)) | $1,001 - $2,500 | Dividend | $15,001 - $50,000 | Cash/Market

Transactions	Transaction Type	Transaction Date	Transaction Value
(1).	Buy (add'l)	Mar 13, 2025	$15,000 or less
(2).	Sold (part)	Apr 22, 2025	$15,000 or less
(3).	Buy (add'l)	Sep 30, 2025	$15,000 or less

6-AA. Vaneck Fallen Angel (ANGL) | $1,000 or less | Dividend | $15,000 or less | Cash/Market



	DESCRIPTION	INCOME AMOUNT	INCOME TYPE	GROSS VALUE	VALUE METHOD

Transactions	Transaction Type	Transaction Date	Transaction Value
(1).	Buy	Mar 13, 2025	$15,000 or less

6-AB.	XTrackers USD High Yield (HYLB)	$1,000 or less	Dividend	$15,001 - $50,000	Cash/Market

Transactions	Transaction Type	Transaction Date	Transaction Value
(1).	Buy	Mar 13, 2025	$15,000 or less
(2).	Buy (add'l)	Sep 30, 2025	$15,000 or less

6-AC.	iShares MSCI Emerging (EEM)	$1,000 or less	Dividend		

Transactions	Transaction Type	Transaction Date	Transaction Value
(1).	Buy	Apr 17, 2025	$15,000 or less
(2).	Sold (part)	Apr 22, 2025	$15,000 or less
(3).	Sold	Sep 30, 2025	$15,000 or less

7.	**(H) Profit Sharing Retirement Plan - Fidelity Invest. Account (H)**				
7-A.	--Fidelity Growth Company Pool	$100,001 - $1,000,000	Dividend	$1,000,001 - $5,000,000	Cash/Market

Transactions	Transaction Type	Transaction Date	Transaction Value
(1).	Buy (add'l)	Apr 9, 2025	$15,000 or less
(2).	Buy (add'l)	Jun 13, 2025	$15,000 or less

7-B.	--Fidelity Cash Reserves (FDRXX)	$1,000 or less	Interest	$15,000 or less	Cash/Market

Transactions	Transaction Type	Transaction Date	Transaction Value
(1).	Buy (add'l)	Apr 10, 2025	$15,000 or less
(2).	Sold (part)	Apr 11, 2025	$15,000 or less
(3).	Buy (add'l)	Jun 16, 2025	$15,000 or less
(4).	Sold (part)	Jun 17, 2025	$15,000 or less

7-C.	--Pimco Income Fund CL A (PONAX)	$15,001 - $50,000	Dividend	$1,000,001 - $5,000,000	Cash/Market

Transactions	Transaction Type	Transaction Date	Transaction Value
(1).	Buy (add'l)	Apr 10, 2025	$15,000 or less
(2).	Buy (add'l)	Jun 16, 2025	$15,000 or less
(3).	Buy (add'l)	Aug 8, 2025	$15,000 or less
(4).	Buy (add'l)	Aug 13, 2025	$250,001 - $500,000

7-D.	--Conestoga Small Cap IS (CCALX)	$1,000 or less	Dividend	$250,001 - $500,000	Cash/Market

Transactions	Transaction Type	Transaction Date	Transaction Value
(1).	Buy (add'l)	Apr 9, 2025	$15,000 or less
(2).	Buy (add'l)	Jun 13, 2025	$15,000 or less

7-E.	--Fidelity Emerging Markets (FKEMX)	$15,001 - $50,000	Dividend	$250,001 - $500,000	Cash/Market

Transactions	Transaction Type	Transaction Date	Transaction Value
(1).	Buy (add'l)	Apr 9, 2025	$15,000 or less
(2).	Buy (add'l)	Jun 13, 2025	$15,000 or less

7-F.	--Oakmark Int Investor CL (OAKIX)	$5,001 - $15,000	Dividend	$250,001 - $500,000	Cash/Market
7-G.	--PIMCO Mortgage Opportunities CL I (PMZIX)	$15,001 - $50,000	Dividend		

Transactions	Transaction Type	Transaction Date	Transaction Value
(1).	Buy (add'l)	Apr 10, 2025	$15,000 or less
(2).	Buy (add'l)	Jun 16, 2025	$15,000 or less
(3).	Sold	Aug 8, 2025	$250,001 - $500,000

7-H.	--Fidelity Investments Money Market Gov't Portfolio - Class I (FIGXX)	$1,000 or less	Dividend	$15,000 or less	Cash/Market
7-I.	--Fidelity US Bond Index (FXNAX)	$5,001 - $15,000	Dividend	$100,001 - $250,000	Cash/Market

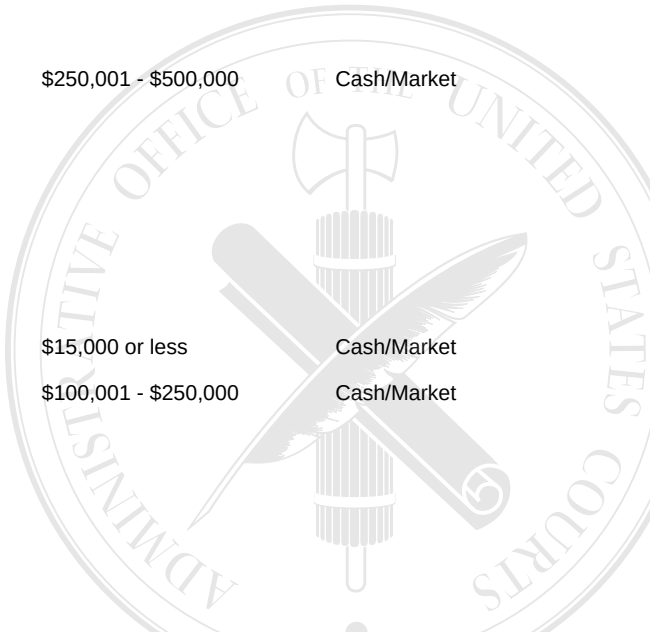

	DESCRIPTION	INCOME AMOUNT	INCOME TYPE	GROSS VALUE	VALUE METHOD
	Transactions	**Transaction Type**	**Transaction Date**	**Transaction Value**	
	(1).	Buy (add'l)	Apr 9, 2025	$15,000 or less	
	(2).	Buy (add'l)	Jun 13, 2025	$15,000 or less	
7-J.	--VictorySM Co Op (VSOIX)	$15,001 - $50,000	Dividend	$250,001 - $500,000	Cash/Market
	Transactions	**Transaction Type**	**Transaction Date**	**Transaction Value**	
	(1).	Buy (add'l)	Apr 9, 2025	$15,000 or less	
	(2).	Buy (add'l)	Jun 13, 2025	$15,000 or less	
7-K.	Vanguard Equity Inc ADM (VEIRX)	$100,001 - $1,000,000	Dividend	$1,000,001 - $5,000,000	Cash/Market
	Transactions	**Transaction Type**	**Transaction Date**	**Transaction Value**	
	(1).	Buy (add'l)	Apr 9, 2025	$15,000 or less	
	(2).	Buy (add'l)	Jun 13, 2025	$15,000 or less	

VIII. Additional Information or Explanations

I do not have any Additional Information to report
No entries in this section