Annual, 2025

Financial Disclosure Report (AO Form 10)

Filer's Information
Walker, Mark E.
U.S. District Court - Florida Northern
District Judge

I certify that all information given above (including information pertaining to my spouse and minor or dependent children, if any) is accurate, true, and complete to the best of my knowledge and belief, and that any information not reported was withheld because it met applicable statutory provisions permitting non-disclosure.

I further certify that earned income from outside employment and honoraria and the acceptance of gifts which have been reported are in compliance with the provisions of 5 U.S.C. Â§ 13141 et. seq., 5 U.S.C. Â§ 7353, and Judicial Conference regulations.

/s/ Walker, Mark E. [electronically signed on Aug 12, 2026 2:59pm by Walker, Mark E. in JEFS]

I. Positions

I do not have any Positions to report
No entries in this section

II. Agreements

I do not have any Agreements to report
No entries in this section

III A. Filer Non-Investment Income

I do not have any Filer Non-Investment Income to report
No entries in this section

III B. Spouse Non-Investment Income

	SOURCE	DESCRIPTION	HONORARIUM	HONORARIUM AMOUNT	HONORARIUM DATE
1.	Holland & Knight	Salary	No	$0.00	

IV. Reimbursements

I do not have any Reimbursements to report
No entries in this section

V. Gifts

I do not have any Gifts to report

No entries in this section

VI. Liabilities

I do not have any Liabilities to report
No entries in this section

VII. Investments and Trusts

	DESCRIPTION	INCOME AMOUNT	INCOME TYPE	GROSS VALUE	VALUE METHOD
1.	**(H) Individual Assets**				
1-A.	American Commerce Bank (cash)	$1,001 - $2,500	Interest	$100,001 - $250,000	Cash/Market
1-B.	Bank of America (cash)	$1,000 or less	Interest	$500,001 - $1,000,000	Cash/Market
1-C.	Holland & Knight - Cash Balance Plan	$50,001 - $100,000	Dividend,Interest	$1,000,001 - $5,000,000	Cash/Market
1-D.	Holland & Knight - Capital Account	$15,001 - $50,000	Interest	$500,001 - $1,000,000	Cash/Market
2.	**(H) Account #1**				
2-A.	T. Rowe Price Cash Reserves (TSCXX)	$5,001 - $15,000	Dividend	$100,001 - $250,000	Cash/Market

Transactions	Transaction Type	Transaction Date	Transaction Value
(1).	Sold (part)	Jan 2, 2025	$15,000 or less
(2).	Sold (part)	Jan 31, 2025	$15,001 - $50,000
(3).	Buy (add'l)	Feb 3, 2025	$100,001 - $250,000
(4).	Sold (part)	Mar 3, 2025	$15,001 - $50,000
(5).	Sold (part)	Apr 2, 2025	$15,001 - $50,000
(6).	Sold (part)	Jun 2, 2025	$15,001 - $50,000
(7).	Sold (part)	Jun 12, 2025	$15,001 - $50,000
(8).	Buy (add'l)	Nov 25, 2025	$50,001 - $100,000
(9).	Sold (part)	Dec 5, 2025	$15,001 - $50,000
(10).	Sold (part)	Dec 31, 2025	$15,001 - $50,000

3.	**(H) Account #2**				
3-A.	T. Rowe Price Equity Index 500 - I Class (PRUIX)	$15,001 - $50,000	Dividend	$500,001 - $1,000,000	Cash/Market

Transactions	Transaction Type	Transaction Date	Transaction Value
(1).	Buy (add'l)	Jan 2, 2025	$15,000 or less
(2).	Buy (add'l)	Jan 31, 2025	$15,000 or less
(3).	Buy (add'l)	Mar 3, 2025	$15,000 or less
(4).	Buy (add'l)	Apr 2, 2025	$15,000 or less
(5).	Buy (add'l)	Dec 5, 2025	$15,000 or less
(6).	Buy (add'l)	Dec 31, 2025	$15,000 or less

4.	**(H) Account #3**				
4-A.	T. Rowe Price Retirement 2035 - I Class (TRFJX)	$15,001 - $50,000	Dividend	$500,001 - $1,000,000	Cash/Market



	DESCRIPTION	INCOME AMOUNT	INCOME TYPE	GROSS VALUE	VALUE METHOD

Transactions	Transaction Type	Transaction Date	Transaction Value
(1).	Buy (add'l)	Jan 2, 2025	$15,000 or less
(2).	Buy (add'l)	Jan 31, 2025	$15,000 or less
(3).	Buy (add'l)	Mar 3, 2025	$15,000 or less
(4).	Buy (add'l)	Apr 2, 2025	$15,000 or less
(5).	Buy (add'l)	Dec 5, 2025	$15,000 or less
(6).	Buy (add'l)	Dec 31, 2025	$15,000 or less

5.	**(H) Account #4**				
5-A.	FID Contrafund K6	$100,001 - $1,000,000	Dividend	$1,000,001 - $5,000,000	Cash/Market
5-B.	Harbor Cap Appr	$1,000 or less	Dividend	$1,000,001 - $5,000,000	Cash/Market

Transactions	Transaction Type	Transaction Date	Transaction Value
(1).	Buy (add'l)	Jan 31, 2025	$15,001 - $50,000
(2).	Buy (add'l)	May 23, 2025	$15,001 - $50,000

5-C.	SP 500 Index PL CL D	$1,000 or less	Dividend

Transactions	Transaction Type	Transaction Date	Transaction Value
(1).	Buy (add'l)	Jan 31, 2025	$15,000 or less
(2).	Buy (add'l)	May 23, 2025	$15,001 - $50,000
(3).	Sold	Nov 7, 2025	$500,001 - $1,000,000

5-D.	SP 500 Index PL CL E	$1,000 or less	Dividend	$500,001 - $1,000,000	Cash/Market

Transactions	Transaction Type	Transaction Date	Transaction Value
(1).	Buy	Nov 7, 2025	$500,001 - $1,000,000

6.	**(H) Account #5**				
6-A.	- Vanguard Federal Money Market Fund (VMFXX)	$5,001 - $15,000	Dividend	$100,001 - $250,000	Cash/Market

Transactions	Transaction Type	Transaction Date	Transaction Value
(1).	Sold (part)	Jan 3, 2025	$15,001 - $50,000
(2).	Sold (part)	Feb 3, 2025	$15,001 - $50,000
(3).	Buy (add'l)	Feb 4, 2025	$100,001 - $250,000
(4).	Sold (part)	Mar 4, 2025	$15,001 - $50,000
(5).	Sold (part)	Apr 3, 2025	$15,001 - $50,000
(6).	Sold (part)	Jun 17, 2025	$250,001 - $500,000
(7).	Sold (part)	Dec 8, 2025	$15,001 - $50,000

6-B.	- Vanguard Equity Income Admiral CL (VEIRX)	$5,001 - $15,000	Dividend	$50,001 - $100,000	Cash/Market
6-C.	- Vanguard S&P 500 Index ETF (VOO)	$1,001 - $2,500	Dividend	$100,001 - $250,000	Cash/Market

Transactions	Transaction Type	Transaction Date	Transaction Value
(1).	Buy (add'l)	Jan 2, 2025	$15,000 or less
(2).	Buy (add'l)	Jan 31, 2025	$15,000 or less
(3).	Buy (add'l)	Mar 3, 2025	$15,000 or less
(4).	Buy (add'l)	Apr 2, 2025	$15,000 or less
(5).	Buy (add'l)	Dec 5, 2025	$15,000 or less
(6).	Buy (add'l)	Dec 31, 2025	$15,000 or less

6-D.	- Vanguard Value ETF (VTV)	$2,501 - $5,000	Dividend	$100,001 - $250,000	Cash/Market



	DESCRIPTION	INCOME AMOUNT	INCOME TYPE	GROSS VALUE	VALUE METHOD

Transactions	Transaction Type	Transaction Date	Transaction Value
(1).	Buy (add'l)	Jan 2, 2025	$15,000 or less
(2).	Buy (add'l)	Jan 31, 2025	$15,000 or less
(3).	Buy (add'l)	Mar 3, 2025	$15,000 or less
(4).	Buy (add'l)	Apr 2, 2025	$15,000 or less
(5).	Buy (add'l)	Dec 5, 2025	$15,000 or less
(6).	Buy (add'l)	Dec 31, 2025	$15,000 or less

7.	**(H) Account #6**				
7-A.	Ishares MSCI World ETF (URTH)	$1,000 or less	Dividend	$15,001 - $50,000	Cash/Market

Transactions	Transaction Type	Transaction Date	Transaction Value
(1).	Buy	Feb 19, 2025	$15,001 - $50,000

7-B.	IShares Global Energy ETF (IXC)	$1,000 or less	Gain		

Transactions	Transaction Type	Transaction Date	Transaction Value
(1).	Buy (add'l)	Jan 8, 2025	$15,000 or less
(2).	Sold	Feb 19, 2025	$15,000 or less

7-C.	IShares Russell 3000 ETF (IWV)	$1,000 or less	Dividend	$50,001 - $100,000	Cash/Market
7-D.	IShares S&P 500 Val ETF (IVE)	$1,000 or less	Dividend	$50,001 - $100,000	Cash/Market
7-E.	SPDR DJIA Trust (DIA)	$1,000 or less	Dividend	$50,001 - $100,000	Cash/Market
7-F.	SPDR S&P 500 ETF Trust (SPY)	$1,000 or less	Dividend	$50,001 - $100,000	Cash/Market
7-G.	State Street Technology Sel Sec SPDR (XLK)	$1,000 or less	Dividend	$15,000 or less	Cash/Market

Transactions	Transaction Type	Transaction Date	Transaction Value
(1).	Buy	Feb 19, 2025	$15,000 or less

7-H.	Vangurd FTSE Developed Mkts E (VEA)	$2,501 - $5,000	Dividend,Gain	$15,000 or less	Cash/Market

Transactions	Transaction Type	Transaction Date	Transaction Value
(1).	Buy (add'l)	Jan 8, 2025	$15,000 or less
(2).	Sold (part)	Feb 19, 2025	$15,001 - $50,000

7-I.	Vanguard Growth ETF (VUG)	$1,000 or less	Dividend	$15,000 or less	Cash/Market
7-J.	Vanguard INT DIV APP INDX FD (VIGI)	$1,001 - $2,500	Gain		

Transactions	Transaction Type	Transaction Date	Transaction Value
(1).	Sold	Feb 19, 2025	$15,001 - $50,000

7-K.	Vanguard Mid-Cap ETF Index (VO)	$1,000 or less	Dividend	$15,001 - $50,000	Cash/Market
7-L.	Vanguard Real Estate ETF (VNQ)	$1,000 or less	Dividend	$15,000 or less	Cash/Market

Transactions	Transaction Type	Transaction Date	Transaction Value
(1).	Buy	Feb 19, 2025	$15,000 or less

7-M.	Vanguard S&P 500 Index ETF (VOO)	$1,000 or less	Dividend	$15,001 - $50,000	Cash/Market

Transactions	Transaction Type	Transaction Date	Transaction Value
(1).	Buy	Mar 5, 2025	$15,001 - $50,000

7-N.	Vanguard SM Cap Growth ETF (VBK)	$1,000 or less	Gain		

Transactions	Transaction Type	Transaction Date	Transaction Value
(1).	Sold	Mar 5, 2025	$15,000 or less

7-O.	Vanguard SM Cap Value ETF (VBR)	$2,501 - $5,000	Gain		

Transactions	Transaction Type	Transaction Date	Transaction Value
(1).	Sold	Mar 5, 2025	$15,001 - $50,000

7-P.	Vanguard Small Cap ETF (VB)	$1,000 or less	Dividend	$15,001 - $50,000	Cash/Market
7-Q.	Vanguard Value ETF Index (VTV)	$1,000 or less	Dividend	$15,000 or less	Cash/Market
8.	**(H) Account #7**				
8-A.	Ishares MSCI World ETF (URTH)	$1,000 or less	Dividend	$15,000 or less	Cash/Market

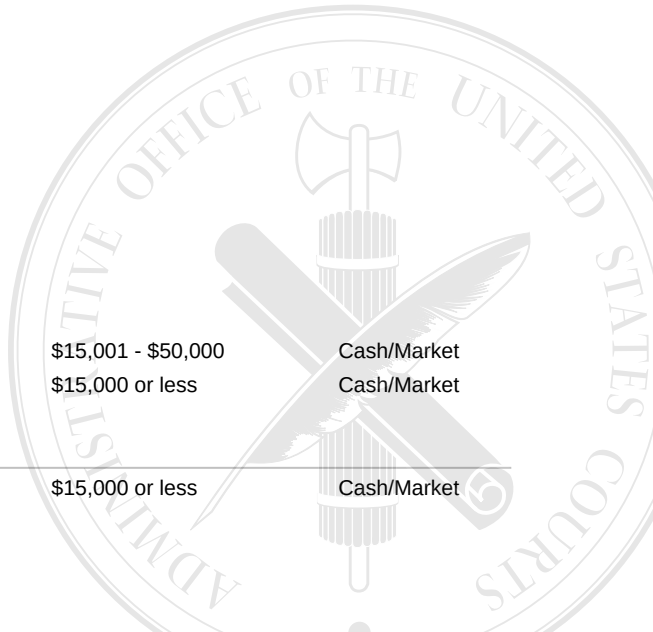

	DESCRIPTION	INCOME AMOUNT	INCOME TYPE	GROSS VALUE	VALUE METHOD

Transactions	Transaction Type	Transaction Date	Transaction Value
(1).	Buy	Feb 19, 2025	$15,000 or less

8-B.	IShares Russell 3000 ETF (IWV)	$1,000 or less	Dividend	$50,001 - $100,000	Cash/Market
8-C.	IShares S&P 500 Val ETF (IVE)	$1,000 or less	Dividend	$15,001 - $50,000	Cash/Market
8-D.	SPDR DJIA Trust (DIA)	$1,000 or less	Dividend	$50,001 - $100,000	Cash/Market
8-E.	SPDR S&P 500 EFT Trust (SPY)	$1,000 or less	Dividend	$50,001 - $100,000	Cash/Market
8-F.	State Street Technology Sel Sec SPDR (XLK)	$1,000 or less	Dividend	$15,000 or less	Cash/Market

Transactions	Transaction Type	Transaction Date	Transaction Value
(1).	Buy	Feb 19, 2025	$15,000 or less

8-G.	Vanguard FTSE Developed Mkts E (VEA)	$1,001 - $2,500	Dividend,Gain	$15,000 or less	Cash/Market

Transactions	Transaction Type	Transaction Date	Transaction Value
(1).	Sold (part)	Feb 19, 2025	$15,000 or less

8-H.	Vanguard Mid-Cap ETF Index (VO)	$1,000 or less	Dividend	$15,000 or less	Cash/Market
8-I.	Vanguard Real Estate ETF (VNQ)	$1,000 or less	Dividend	$15,000 or less	Cash/Market

Transactions	Transaction Type	Transaction Date	Transaction Value
(1).	Buy	Feb 19, 2025	$15,000 or less

8-J.	Vanguard S&P 500 Index ETF (VOO)	$1,000 or less	Dividend	$15,000 or less	Cash/Market

Transactions	Transaction Type	Transaction Date	Transaction Value
(1).	Buy	Mar 5, 2025	$15,000 or less

8-K.	Vanguard SM Cap Value ETF (VBR)	$1,001 - $2,500	Gain		

Transactions	Transaction Type	Transaction Date	Transaction Value
(1).	Sold	Mar 5, 2025	$15,000 or less

8-L.	Vanguard Small Cap ETF (VB)	$1,000 or less	Dividend	$15,000 or less	Cash/Market

9. **(H) Account #8**

Additional Explanation: This account does not report income; it reflects only unit value.

9-A.	Morgan Stanley Bank (cash)	$1,000 or less	Interest	$15,001 - $50,000	Cash/Market
9-B.	DBX ETF TR XTRACK USD HIGH (HYLB)	$5,001 - $15,000	Dividend,Gain		

Transactions	Transaction Type	Transaction Date	Transaction Value
(1).	Buy (add'l)	Feb 12, 2025	$15,000 or less
(2).	Sold	Apr 17, 2025	$100,001 - $250,000

9-C.	Invesco Variable Rate Preferred (VRP)	$5,001 - $15,000	Dividend	$100,001 - $250,000	Cash/Market

Transactions	Transaction Type	Transaction Date	Transaction Value
(1).	Buy (add'l)	Feb 12, 2025	$15,000 or less
(2).	Buy (add'l)	May 15, 2025	$15,000 or less
(3).	Buy (add'l)	Jun 18, 2025	$15,000 or less
(4).	Buy (add'l)	Jul 16, 2025	$15,000 or less
(5).	Buy (add'l)	Aug 13, 2025	$15,000 or less
(6).	Buy (add'l)	Sep 3, 2025	$15,000 or less
(7).	Buy (add'l)	Oct 8, 2025	$15,000 or less
(8).	Buy (add'l)	Nov 5, 2025	$15,000 or less
(9).	Buy (add'l)	Dec 10, 2025	$15,000 or less

9-D.	Ishares 7-10 Yr Treasury Bd ETF (IEF)	$2,501 - $5,000	Dividend	$100,001 - $250,000	Cash/Market



DESCRIPTION	INCOME AMOUNT	INCOME TYPE	GROSS VALUE	VALUE METHOD

Transactions	Transaction Type	Transaction Date	Transaction Value
(1).	Buy	Apr 3, 2025	$50,001 - $100,000
(2).	Buy (add'l)	Apr 16, 2025	$15,000 or less
(3).	Buy (add'l)	Apr 17, 2025	$50,001 - $100,000
(4).	Buy (add'l)	May 15, 2025	$15,000 or less
(5).	Buy (add'l)	Jun 18, 2025	$15,000 or less
(6).	Buy (add'l)	Jul 16, 2025	$15,000 or less
(7).	Buy (add'l)	Aug 13, 2025	$15,000 or less
(8).	Buy (add'l)	Sep 3, 2025	$15,000 or less
(9).	Buy (add'l)	Oct 8, 2025	$15,000 or less
(10).	Buy (add'l)	Nov 5, 2025	$15,000 or less
(11).	Buy (add'l)	Dec 10, 2025	$15,000 or less

9-E. Ishares Barclays 1-3 Yr TSY Bd (SHY) $2,501 - $5,000 Dividend,Gain

Transactions	Transaction Type	Transaction Date	Transaction Value
(1).	Buy	Mar 5, 2025	$50,001 - $100,000
(2).	Buy (add'l)	Mar 13, 2025	$15,000 or less
(3).	Buy (add'l)	Apr 16, 2025	$15,000 or less
(4).	Buy (add'l)	Apr 17, 2025	$15,001 - $50,000
(5).	Buy (add'l)	May 15, 2025	$15,000 or less
(6).	Buy (add'l)	Jun 18, 2025	$15,000 or less
(7).	Buy (add'l)	Jul 16, 2025	$15,000 or less
(8).	Sold (part)	Jul 31, 2025	$50,001 - $100,000
(9).	Buy (add'l)	Sep 3, 2025	$15,000 or less
(10).	Sold (part)	Sep 18, 2025	$15,001 - $50,000
(11).	Buy (add'l)	Nov 5, 2025	$15,000 or less
(12).	Sold	Dec 9, 2025	$50,001 - $100,000

9-F. Ishares MSCI World ETF (URTH) $5,001 - $15,000 Dividend $250,001 - $500,000 Cash/Market

Transactions	Transaction Type	Transaction Date	Transaction Value
(1).	Buy	Feb 19, 2025	$250,001 - $500,000
(2).	Buy (add'l)	Mar 13, 2025	$15,000 or less
(3).	Buy (add'l)	Apr 16, 2025	$15,000 or less
(4).	Buy (add'l)	Jun 18, 2025	$15,000 or less
(5).	Buy (add'l)	Jul 16, 2025	$15,000 or less
(6).	Buy (add'l)	Aug 13, 2025	$15,000 or less
(7).	Buy (add'l)	Sep 3, 2025	$15,000 or less
(8).	Buy (add'l)	Oct 8, 2025	$15,000 or less
(9).	Buy (add'l)	Nov 5, 2025	$15,000 or less
(10).	Buy (add'l)	Dec 10, 2025	$15,000 or less

9-G. IShares S&P 500 Grwth ETF (IVW) $1,000 or less Dividend $100,001 - $250,000 Cash/Market

9-H. IShares S&P 500 VAL ETF (IVE) $2,501 - $5,000 Dividend $100,001 - $250,000 Cash/Market

9-I. Janus Henderson Mortg Backed (JMBS) $1,000 or less Dividend $50,001 - $100,000 Cash/Market

Transactions	Transaction Type	Transaction Date	Transaction Value
(1).	Buy	Dec 9, 2025	$50,001 - $100,000
(2).	Buy (add'l)	Dec 10, 2025	$15,000 or less

9-J. Schwab Fundamental Internati (FNDF) None $100,001 - $250,000 Cash/Market

	DESCRIPTION	INCOME AMOUNT	INCOME TYPE	GROSS VALUE	VALUE METHOD

Transactions	Transaction Type	Transaction Date	Transaction Value
(1).	Buy	Jul 31, 2025	$50,001 - $100,000
(2).	Buy (add'l)	Aug 13, 2025	$15,000 or less
(3).	Buy (add'l)	Sep 3, 2025	$15,000 or less
(4).	Buy (add'l)	Sep 18, 2025	$15,001 - $50,000
(5).	Buy (add'l)	Oct 8, 2025	$15,000 or less
(6).	Buy (add'l)	Nov 5, 2025	$15,000 or less

9-K.	Vanguard FTSE Developed MKTS E (VEA)	$5,001 - $15,000	Dividend	$100,001 - $250,000	Cash/Market

Transactions	Transaction Type	Transaction Date	Transaction Value
(1).	Buy (add'l)	Jan 10, 2025	$15,000 or less
(2).	Buy (add'l)	Jul 16, 2025	$15,000 or less
(3).	Buy (add'l)	Sep 3, 2025	$15,000 or less
(4).	Buy (add'l)	Oct 8, 2025	$15,000 or less
(5).	Buy (add'l)	Nov 5, 2025	$15,000 or less

9-L.	Vanguard Growth ETF (VUG)	$1,001 - $2,500	Dividend	$250,001 - $500,000	Cash/Market

Transactions	Transaction Type	Transaction Date	Transaction Value
(1).	Buy (add'l)	Mar 13, 2025	$15,001 - $50,000
(2).	Buy (add'l)	Apr 16, 2025	$15,001 - $50,000
(3).	Buy (add'l)	Sep 3, 2025	$15,000 or less
(4).	Buy (add'l)	Oct 8, 2025	$15,000 or less
(5).	Buy (add'l)	Nov 5, 2025	$15,000 or less
(6).	Buy (add'l)	Dec 10, 2025	$50,001 - $100,000

9-M.	Vanguard Int Div APP INDX FD (VIGI)	$15,001 - $50,000	Gain		

Transactions	Transaction Type	Transaction Date	Transaction Value
(1).	Buy (add'l)	Jan 10, 2025	$15,000 or less
(2).	Sold	Feb 19, 2025	$250,001 - $500,000

9-N.	Vanguard Real Estate ETF (VNQ)	$5,001 - $15,000	Dividend	$100,001 - $250,000	Cash/Market

Transactions	Transaction Type	Transaction Date	Transaction Value
(1).	Buy (add'l)	Jan 10, 2025	$15,000 or less
(2).	Buy (add'l)	May 15, 2025	$15,000 or less
(3).	Buy (add'l)	Jun 18, 2025	$15,000 or less
(4).	Buy (add'l)	Jul 16, 2025	$15,000 or less
(5).	Buy (add'l)	Aug 13, 2025	$15,000 or less
(6).	Buy (add'l)	Sep 3, 2025	$15,000 or less
(7).	Buy (add'l)	Oct 8, 2025	$15,000 or less
(8).	Buy (add'l)	Nov 5, 2025	$15,000 or less
(9).	Buy (add'l)	Dec 10, 2025	$15,000 or less

9-O.	Vanguard Sm Cap Growth ETF (VBK)	$5,001 - $15,000	Gain		

Transactions	Transaction Type	Transaction Date	Transaction Value
(1).	Buy (add'l)	Jan 10, 2025	$15,000 or less
(2).	Buy (add'l)	Feb 12, 2025	$15,000 or less
(3).	Sold	Mar 5, 2025	$100,001 - $250,000

9-P.	Vanguard SM Cap Value ETF (VBR)	$5,001 - $15,000	Gain		

Transactions	Transaction Type	Transaction Date	Transaction Value
(1).	Buy (add'l)	Jan 10, 2025	$15,000 or less
(2).	Buy (add'l)	Feb 12, 2025	$15,000 or less
(3).	Sold	Mar 5, 2025	$100,001 - $250,000

9-Q.	Vanguard S&P 500 Index ETF (VOO)	$1,001 - $2,500	Dividend	$50,001 - $100,000	Cash/Market



DESCRIPTION	INCOME AMOUNT	INCOME TYPE	GROSS VALUE	VALUE METHOD

Transactions	Transaction Type	Transaction Date	Transaction Value
(1).	Buy	Mar 5, 2025	$100,001 - $250,000
(2).	Sold (part)	Apr 3, 2025	$50,001 - $100,000
(3).	Buy (add'l)	Jun 18, 2025	$15,000 or less
(4).	Buy (add'l)	Aug 13, 2025	$15,000 or less
(5).	Buy (add'l)	Sep 3, 2025	$15,000 or less
(6).	Buy (add'l)	Dec 10, 2025	$15,000 or less

9-R. Vanguard Value ETF Index (VTV) | $15,001 - $50,000 | Dividend | $500,001 - $1,000,000 | Cash/Market

Transactions	Transaction Type	Transaction Date	Transaction Value
(1).	Buy (add'l)	Feb 12, 2025	$15,001 - $50,000
(2).	Buy (add'l)	Apr 16, 2025	$15,000 or less
(3).	Buy (add'l)	May 15, 2025	$15,001 - $50,000
(4).	Buy (add'l)	Jun 18, 2025	$15,001 - $50,000
(5).	Buy (add'l)	Jul 16, 2025	$15,000 or less
(6).	Buy (add'l)	Aug 13, 2025	$15,001 - $50,000
(7).	Buy (add'l)	Sep 3, 2025	$15,001 - $50,000
(8).	Buy (add'l)	Oct 8, 2025	$15,001 - $50,000
(9).	Buy (add'l)	Nov 5, 2025	$15,001 - $50,000

10. **(H) Account #9**

10-A. Morgan Stanley Bank (cash) | $15,001 - $50,000 | Interest | $500,001 - $1,000,000 | Cash/Market

10-B. GBP Savings Deposit (cash) | $1,000 or less | Interest

Transactions	Transaction Type	Transaction Date	Transaction Value
(1).	Opened	Aug 22, 2025	$15,001 - $50,000
(2).	Closed	Oct 20, 2025	$15,001 - $50,000

10-C. HINES GIT CL | $5,001 - $15,000 | Dividend | $100,001 - $250,000 | Cash/Market

11. **(H) Account #10**

11-A. American 528 US Govt MMkt A (AAFXX) | $1,000 or less | Dividend

Transactions	Transaction Type	Transaction Date	Transaction Value
(1).	Sold (part)	Jan 7, 2025	$15,001 - $50,000
(2).	Sold	Nov 4, 2025	$15,001 - $50,000

11-B. American Amcap 529A (CAFAX) | $5,001 - $15,000 | Dividend | $100,001 - $250,000 | Cash/Market

Transactions	Transaction Type	Transaction Date	Transaction Value
(1).	Buy (add'l)	Nov 4, 2025	$15,001 - $50,000

11-C. American WA Mutual 529A (CWMAX) | $15,001 - $50,000 | Dividend | $100,001 - $250,000 | Cash/Market

Transactions	Transaction Type	Transaction Date	Transaction Value
(1).	Buy (add'l)	Jan 7, 2025	$15,001 - $50,000

11-D. American WA Mutual 529C (CWMCX) | $2,501 - $5,000 | Dividend | $15,001 - $50,000 | Cash/Market

12. **(H) Account #11**

12-A. American 528 US Govt MMkt A (AAFXX) | $5,001 - $15,000 | Dividend,Gain | $50,001 - $100,000 | Cash/Market

Transactions	Transaction Type	Transaction Date	Transaction Value
(1).	Sold (part)	Jan 7, 2025	$15,000 or less
(2).	Buy (add'l)	Jul 11, 2025	$15,001 - $50,000
(3).	Sold (part)	Aug 22, 2025	$15,001 - $50,000
(4).	Sold (part)	Oct 22, 2025	$15,001 - $50,000

12-B. American Amcap 529A (CAFAX) | $5,001 - $15,000 | Dividend | $50,001 - $100,000 | Cash/Market

12-C. American WA Mutual 529A (CWMAX) | $15,001 - $50,000 | Dividend,Gain | $50,001 - $100,000 | Cash/Market

ADMINISTRATIVE OFFICE OF THE UNITED STATES COURTS

DESCRIPTION	INCOME AMOUNT	INCOME TYPE	GROSS VALUE	VALUE METHOD

Transactions	Transaction Type	Transaction Date	Transaction Value
(1).	Sold (part)	Jul 11, 2025	$15,001 - $50,000

12-D.	American WA Mutual 529C (CWMCX)	$2,501 - $5,000	Dividend	$15,001 - $50,000	Cash/Market

VIII. Additional Information or Explanations

I do not have any Additional Information to report
No entries in this section