Annual, 2025

Financial Disclosure Report (AO Form 10)

Filer's Information
White, Jeffrey Steven
U.S. District Court - California Northern
Senior District Judge

I certify that all information given above (including information pertaining to my spouse and minor or dependent children, if any) is accurate, true, and complete to the best of my knowledge and belief, and that any information not reported was withheld because it met applicable statutory provisions permitting non-disclosure.

I further certify that earned income from outside employment and honoraria and the acceptance of gifts which have been reported are in compliance with the provisions of 5 U.S.C. Â§ 13141 et. seq., 5 U.S.C. Â§ 7353, and Judicial Conference regulations.

/s/ White, Jeffrey Steven [electronically signed on May 4, 2026 6:22pm by White, Jeffrey Steven in JEFS]

I. Positions

I do not have any Positions to report
No entries in this section

II. Agreements

I do not have any Agreements to report
No entries in this section

III A. Filer Non-Investment Income

I do not have any Filer Non-Investment Income to report
No entries in this section

III B. Spouse Non-Investment Income

I do not have any Spouse Non-Investment Income to report
No entries in this section

IV. Reimbursements

I do not have any Reimbursements to report
No entries in this section

V. Gifts

I do not have any Gifts to report
No entries in this section

VI. Liabilities

I do not have any Liabilities to report
No entries in this section

VII. Investments and Trusts

	DESCRIPTION	INCOME AMOUNT	INCOME TYPE	GROSS VALUE	VALUE METHOD
1.	**ABYLX**	$1,000 or less	Dividend	$15,001 - $50,000	Cash/Market

Transactions	Transaction Type	Transaction Date	Transaction Value
(1).	Buy (add'l)	Dec 11, 2025	$15,000 or less

2.	**AIRR**	$1,000 or less	Dividend		

Transactions	Transaction Type	Transaction Date	Transaction Value
(1).	Sold (part)	Apr 14, 2025	$15,000 or less
(2).	Sold	May 16, 2025	$15,001 - $50,000

3.	**AIVFX**	$1,000 or less	Dividend,Gain	$15,001 - $50,000	Cash/Market

Transactions	Transaction Type	Transaction Date	Transaction Value
(1).	Sold (part)	Jul 11, 2025	$15,000 or less
(2).	Buy (add'l)	Dec 11, 2025	$15,000 or less

4.	**ANBFX**	$1,000 or less	Dividend,Gain	$50,001 - $100,000	Cash/Market

Transactions	Transaction Type	Transaction Date	Transaction Value
(1).	Sold (part)	Jul 11, 2025	$15,000 or less
(2).	Buy (add'l)	Dec 11, 2025	$15,000 or less

5.	**ASGI**	$1,000 or less	Dividend	$15,000 or less	Cash/Market

Additional Explanation: ASGI was exchanged from JEQ on October 14, 2025

Transactions	Transaction Type	Transaction Date	Transaction Value
(1).	Spinoff (identify source in note)	Oct 14, 2025	$15,000 or less
(2).	Buy (add'l)	Dec 11, 2025	$15,000 or less

6.	**CGCP**	$1,000 or less	Dividend		

Transactions	Transaction Type	Transaction Date	Transaction Value
(1).	Sold (part)	Apr 14, 2025	$15,000 or less
(2).	Sold	May 16, 2025	$15,001 - $50,000

7.	**CGGO**	$1,000 or less	Dividend		

Transactions	Transaction Type	Transaction Date	Transaction Value
(1).	Sold (part)	Apr 14, 2025	$15,000 or less
(2).	Sold	May 16, 2025	$15,001 - $50,000

8.	**CIBR**	$1,000 or less	Dividend,Gain	$15,001 - $50,000	Cash/Market

Transactions	Transaction Type	Transaction Date	Transaction Value
(1).	Sold (part)	Jul 11, 2025	$15,000 or less
(2).	Buy (add'l)	Dec 11, 2025	$15,000 or less

ADMINISTRATIVE OFFICE OF THE UNITED STATES COURTS

	DESCRIPTION	INCOME AMOUNT	INCOME TYPE	GROSS VALUE	VALUE METHOD
9.	**Condo Rental - Cabo San Lucas, Baja Sur, Mexico 7/18 ($ 385,000)**		None	$250,001 - $500,000	Cost (Real Estate Only)
10.	**EFA**	$1,001 - $2,500	Dividend,Gain	$50,001 - $100,000	Cash/Market

Transactions	Transaction Type	Transaction Date	Transaction Value
(1).	Sold (part)	Apr 14, 2025	$15,000 or less
(2).	Sold (part)	Jul 11, 2025	$15,000 or less
(3).	Buy (add'l)	Dec 11, 2025	$15,000 or less

11.	**FCAL**	$1,000 or less	Dividend		

Transactions	Transaction Type	Transaction Date	Transaction Value
(1).	Sold (part)	Apr 11, 2025	$15,001 - $50,000
(2).	Sold	Oct 15, 2025	$15,000 or less

12.	**FDN**	$2,501 - $5,000	Dividend,Gain	$50,001 - $100,000	Cash/Market

Transactions	Transaction Type	Transaction Date	Transaction Value
(1).	Sold (part)	Apr 14, 2025	$15,000 or less
(2).	Sold (part)	Jun 3, 2025	$15,000 or less
(3).	Sold (part)	Jul 11, 2025	$15,000 or less
(4).	Buy (add'l)	Dec 11, 2025	$15,000 or less

13.	**FEM**	$1,000 or less	Dividend,Gain	$15,000 or less	Cash/Market

Transactions	Transaction Type	Transaction Date	Transaction Value
(1).	Sold (part)	Jul 11, 2025	$15,000 or less
(2).	Buy (add'l)	Dec 11, 2025	$15,000 or less

14.	**GDV**	$1,000 or less	Dividend,Gain		

Transactions	Transaction Type	Transaction Date	Transaction Value
(1).	Sold	Oct 15, 2025	$15,000 or less

15.	**GDXJ**	$1,000 or less	Dividend	$15,000 or less	Cash/Market

Transactions	Transaction Type	Transaction Date	Transaction Value
(1).	Buy (add'l)	Dec 11, 2025	$15,000 or less

16.	**GGZ**	$1,000 or less	Dividend		

Transactions	Transaction Type	Transaction Date	Transaction Value
(1).	Sold	Oct 15, 2025	$15,000 or less

17.	**GOFXX**	$1,000 or less	Dividend		

Transactions	Transaction Type	Transaction Date	Transaction Value
(1).	Sold	Apr 11, 2025	$50,001 - $100,000

18.	**IAU, ISHARES GOLD TRUST**	$1,000 or less	Dividend	$15,001 - $50,000	Cash/Market

Transactions	Transaction Type	Transaction Date	Transaction Value
(1).	Buy (add'l)	Dec 11, 2025	$15,000 or less

19.	**IGF**	$1,000 or less	Dividend	$15,000 or less	Cash/Market

	DESCRIPTION	INCOME AMOUNT	INCOME TYPE	GROSS VALUE	VALUE METHOD
	Transactions	**Transaction Type**	**Transaction Date**	**Transaction Value**	
	(1).	Buy (add'l)	Dec 11, 2025	$15,000 or less	
20.	**INDIA**	$1,000 or less	Dividend	$15,000 or less	Cash/Market
	Transactions	**Transaction Type**	**Transaction Date**	**Transaction Value**	
	(1).	Buy (add'l)	Dec 11, 2025	$15,000 or less	
21.	**ISPY**	$1,000 or less	Gain	$15,001 - $50,000	Cash/Market
	Transactions	**Transaction Type**	**Transaction Date**	**Transaction Value**	
	(1).	Buy	May 16, 2025	$15,001 - $50,000	
	(2).	Sold (part)	Jul 11, 2025	$15,000 or less	
	(3).	Buy (add'l)	Dec 11, 2025	$15,000 or less	
22.	**ITA**	$1,000 or less	Dividend,Gain	$15,001 - $50,000	Cash/Market
	Transactions	**Transaction Type**	**Transaction Date**	**Transaction Value**	
	(1).	Sold (part)	Jul 11, 2025	$15,000 or less	
	(2).	Buy (add'l)	Dec 11, 2025	$15,000 or less	
23.	**IVV**	$1,000 or less	Dividend	$15,000 or less	Cash/Market
	Transactions	**Transaction Type**	**Transaction Date**	**Transaction Value**	
	(1).	Buy (add'l)	Dec 11, 2025	$15,000 or less	
24.	**IWD**	$1,000 or less	Dividend,Gain	$15,000 or less	Cash/Market
	Transactions	**Transaction Type**	**Transaction Date**	**Transaction Value**	
	(1).	Sold (part)	Apr 14, 2025	$15,000 or less	
	(2).	Buy (add'l)	Dec 11, 2025	$15,000 or less	
25.	**IWF**	$1,001 - $2,500	Dividend,Gain		
	Transactions	**Transaction Type**	**Transaction Date**	**Transaction Value**	
	(1).	Sold	Jun 2, 2025	$15,000 or less	
26.	**IWM**	$1,000 or less	Dividend,Gain	$15,001 - $50,000	Cash/Market
	Transactions	**Transaction Type**	**Transaction Date**	**Transaction Value**	
	(1).	Sold (part)	Apr 14, 2025	$15,000 or less	
	(2).	Sold (part)	Jul 11, 2025	$15,000 or less	
	(3).	Buy (add'l)	Dec 11, 2025	$15,000 or less	
27.	**JEPI**	$1,000 or less	Dividend	$15,000 or less	Cash/Market
	Transactions	**Transaction Type**	**Transaction Date**	**Transaction Value**	
	(1).	Buy (add'l)	Dec 11, 2025	$15,000 or less	
28.	**JEQ**	$1,000 or less	Dividend		
	Transactions	**Transaction Type**	**Transaction Date**	**Transaction Value**	
	(1).	Exchange	Oct 14, 2025	$15,000 or less	
	Additional Explanation: JEQ was exchanged to ASGI on October 14, 2025				
29.	**JPST**	$1,000 or less	Dividend	$15,001 - $50,000	Cash/Market



	DESCRIPTION	INCOME AMOUNT	INCOME TYPE	GROSS VALUE	VALUE METHOD
	Transactions	**Transaction Type**	**Transaction Date**	**Transaction Value**	
	(1).	Buy (add'l)	Dec 11, 2025	$15,000 or less	
30.	**KNG**	$1,000 or less	Dividend		
	Transactions	**Transaction Type**	**Transaction Date**	**Transaction Value**	
	(1).	Sold (part)	Apr 14, 2025	$15,000 or less	
	(2).	Sold	May 16, 2025	$15,001 - $50,000	
31.	**LLDYX**	$1,000 or less	Dividend	$15,000 or less	Cash/Market
	Transactions	**Transaction Type**	**Transaction Date**	**Transaction Value**	
	(1).	Sold (part)	Apr 14, 2025	$15,000 or less	
	(2).	Buy (add'l)	Dec 11, 2025	$15,000 or less	
32.	**MEIIX**	$1,000 or less	Dividend	$15,000 or less	Cash/Market
	Transactions	**Transaction Type**	**Transaction Date**	**Transaction Value**	
	(1).	Buy (add'l)	Dec 11, 2025	$15,000 or less	
33.	**MINT**	$1,001 - $2,500	Dividend	$15,001 - $50,000	Cash/Market
	Transactions	**Transaction Type**	**Transaction Date**	**Transaction Value**	
	(1).	Sold (part)	Mar 19, 2025	$15,000 or less	
	(2).	Sold (part)	Apr 14, 2025	$15,001 - $50,000	
	(3).	Sold (part)	Jul 11, 2025	$15,000 or less	
	(4).	Sold (part)	Dec 1, 2025	$15,001 - $50,000	
34.	**(H) Morgan Stanely IRA # 2**				
34-A.	-ABYIX	$1,000 or less	Dividend		
	Transactions	**Transaction Type**	**Transaction Date**	**Transaction Value**	
	(1).	Sold	Jun 12, 2025	$15,000 or less	
34-B.	-AIRR	$1,000 or less	Dividend	$15,000 or less	Cash/Market
	Transactions	**Transaction Type**	**Transaction Date**	**Transaction Value**	
	(1).	Buy	Jun 12, 2025	$15,000 or less	
34-C.	-AVDE	$1,000 or less	Dividend	$15,000 or less	Cash/Market
	Transactions	**Transaction Type**	**Transaction Date**	**Transaction Value**	
	(1).	Buy	Jun 13, 2025	$15,000 or less	
34-D.	-AVDV	$1,000 or less	Dividend,Gain	$15,000 or less	Cash/Market
	Transactions	**Transaction Type**	**Transaction Date**	**Transaction Value**	
	(1).	Sold (part)	Dec 12, 2025	$15,000 or less	
	(2).	Buy	Jun 13, 2025	$15,000 or less	
34-E.	-AVEM	$1,000 or less	Dividend	$15,000 or less	Cash/Market
	Transactions	**Transaction Type**	**Transaction Date**	**Transaction Value**	
	(1).	Buy	Jun 13, 2025	$15,000 or less	
34-F.	-AVSC	$1,000 or less	Dividend	$15,000 or less	Cash/Market
	Transactions	**Transaction Type**	**Transaction Date**	**Transaction Value**	
	(1).	Buy	Jun 13, 2025	$15,000 or less	
34-G.	-AVUS	$1,000 or less	Dividend,Gain	$15,001 - $50,000	Cash/Market
	Transactions	**Transaction Type**	**Transaction Date**	**Transaction Value**	
	(1).	Buy	Jun 13, 2025	$15,001 - $50,000	
	(2).	Sold (part)	Dec 12, 2025	$15,000 or less	



	DESCRIPTION	INCOME AMOUNT	INCOME TYPE	GROSS VALUE	VALUE METHOD
34-H.	- Bank Deposit Program	$1,000 or less	Interest	$15,000 or less	Cash/Market
34-I.	-CGCP	$1,000 or less	Dividend	$15,000 or less	Cash/Market
	Transactions **Transaction Type** **Transaction Date** **Transaction Value**				
	(1). Buy Jun 13, 2025 $15,000 or less				
34-J.	-DEM	$1,000 or less	Dividend,Gain	$15,000 or less	Cash/Market
	Transactions **Transaction Type** **Transaction Date** **Transaction Value**				
	(1). Sold (part) Jun 12, 2025 $15,000 or less				
34-K.	-EPP	$1,000 or less	Gain		
	Transactions **Transaction Type** **Transaction Date** **Transaction Value**				
	(1). Sold Jun 12, 2025 $15,000 or less				
34-L.	-EWJ	$1,000 or less	Dividend	$15,000 or less	Cash/Market
	Transactions **Transaction Type** **Transaction Date** **Transaction Value**				
	(1). Buy (add'l) Jun 13, 2025 $15,000 or less				
34-M.	-FEM	$1,000 or less	Dividend,Gain	$15,000 or less	Cash/Market
	Transactions **Transaction Type** **Transaction Date** **Transaction Value**				
	(1). Sold (part) Jun 12, 2025 $15,000 or less				
34-N.	-FTSM	$1,000 or less	Dividend	$15,000 or less	Cash/Market
34-O.	-IEFA	$1,000 or less	Gain		
	Transactions **Transaction Type** **Transaction Date** **Transaction Value**				
	(1). Sold Jun 12, 2025 $15,000 or less				
34-P.	-ISPY	$1,000 or less	Dividend	$15,000 or less	Cash/Market
	Transactions **Transaction Type** **Transaction Date** **Transaction Value**				
	(1). Buy Jun 12, 2025 $15,000 or less				
34-Q.	-IWD	$1,000 or less	Dividend,Gain		
	Transactions **Transaction Type** **Transaction Date** **Transaction Value**				
	(1). Sold Jun 12, 2025 $15,000 or less				
34-R.	-IWF	$1,000 or less	Dividend	$15,000 or less	Cash/Market
	Transactions **Transaction Type** **Transaction Date** **Transaction Value**				
	(1). Buy Jun 13, 2025 $15,000 or less				
34-S.	-IWN	$1,000 or less	Dividend		
	Transactions **Transaction Type** **Transaction Date** **Transaction Value**				
	(1). Sold Jun 12, 2025 $15,000 or less				
34-T.	-IWS	$1,000 or less	Dividend,Gain		
	Transactions **Transaction Type** **Transaction Date** **Transaction Value**				
	(1). Sold Jun 12, 2025 $15,000 or less				
34-U.	-LRGF	$1,001 - $2,500	Dividend,Gain		
	Transactions **Transaction Type** **Transaction Date** **Transaction Value**				
	(1). Sold Jun 12, 2025 $15,000 or less				
34-V.	-NOBL	$1,000 or less	Dividend,Gain	$15,000 or less	Cash/Market
	Transactions **Transaction Type** **Transaction Date** **Transaction Value**				
	(1). Sold (part) Jun 12, 2025 $15,000 or less				
34-W.	-PCRPX	$1,000 or less	Dividend,Gain		
	Transactions **Transaction Type** **Transaction Date** **Transaction Value**				
	(1). Sold Jun 12, 2025 $15,000 or less				
34-X.	-PCVXX	$1,000 or less	Dividend		
	Transactions **Transaction Type** **Transaction Date** **Transaction Value**				
	(1). Sold Dec 8, 2025 $15,000 or less				



	DESCRIPTION	INCOME AMOUNT	INCOME TYPE	GROSS VALUE	VALUE METHOD
34-Y.	-PDBC	$1,000 or less	Dividend	$15,000 or less	Cash/Market
	Transactions **Transaction Type** **Transaction Date** **Transaction Value**				
	(1). Buy Jun 13, 2025 $15,000 or less				
34-Z.	-QAI		None	$15,000 or less	Cash/Market
	Transactions **Transaction Type** **Transaction Date** **Transaction Value**				
	(1). Buy Jun 13, 2025 $15,000 or less				
34-AA.	-QUAL	$1,001 - $2,500	Dividend,Gain		
	Transactions **Transaction Type** **Transaction Date** **Transaction Value**				
	(1). Sold Jun 12, 2025 $15,000 or less				
34-AB.	-REGL	$1,000 or less	Dividend	$15,000 or less	Cash/Market
	Transactions **Transaction Type** **Transaction Date** **Transaction Value**				
	(1). Buy Jun 12, 2025 $15,000 or less				
34-AC.	-RPV	$1,000 or less	Dividend,Gain		
	Transactions **Transaction Type** **Transaction Date** **Transaction Value**				
	(1). Sold Jun 12, 2025 $15,000 or less				
34-AD.	-RWK	$1,000 or less	Dividend,Gain		
	Transactions **Transaction Type** **Transaction Date** **Transaction Value**				
	(1). Sold Jun 12, 2025 $15,000 or less				
34-AE.	-SDY	$1,000 or less	Dividend,Gain		
	Transactions **Transaction Type** **Transaction Date** **Transaction Value**				
	(1). Sold Jun 12, 2025 $15,000 or less				
34-AF.	-STIP	$1,000 or less	Dividend,Gain		
	Transactions **Transaction Type** **Transaction Date** **Transaction Value**				
	(1). Sold Jun 12, 2025 $15,000 or less				
34-AG.	-TIGIX	$1,001 - $2,500	Gain		
	Transactions **Transaction Type** **Transaction Date** **Transaction Value**				
	(1). Sold Jun 12, 2025 $15,000 or less				
34-AH.	-TOLZ	$1,000 or less	Dividend	$15,000 or less	Cash/Market
	Transactions **Transaction Type** **Transaction Date** **Transaction Value**				
	(1). Buy Jun 13, 2025 $15,000 or less				
34-AI.	-URA		None	$15,000 or less	Cash/Market
	Transactions **Transaction Type** **Transaction Date** **Transaction Value**				
	(1). Buy Jun 13, 2025 $15,000 or less				
34-AJ.	-USMV	$1,000 or less	Dividend,Gain		
	Transactions **Transaction Type** **Transaction Date** **Transaction Value**				
	(1). Sold Jun 12, 2025 $15,000 or less				
34-AK.	-VBR	$1,000 or less	Dividend	$15,000 or less	Cash/Market
	Transactions **Transaction Type** **Transaction Date** **Transaction Value**				
	(1). Buy Jun 12, 2025 $15,000 or less				
34-AL.	-VGK	$1,001 - $2,500	Dividend,Gain		
	Transactions **Transaction Type** **Transaction Date** **Transaction Value**				
	(1). Sold Jun 12, 2025 $15,000 or less				
34-AM.	-VO	$1,000 or less	Dividend	$15,000 or less	Cash/Market
	Transactions **Transaction Type** **Transaction Date** **Transaction Value**				
	(1). Buy Jun 13, 2025 $15,000 or less				

35. **(H) Morgan Stanely IRA #3**



	DESCRIPTION	INCOME AMOUNT	INCOME TYPE	GROSS VALUE	VALUE METHOD
35-A.	-ABYIX	$1,000 or less	Dividend	$15,001 - $50,000	Cash/Market
35-B.	-AIRR	$1,000 or less	Dividend	$15,001 - $50,000	Cash/Market
35-C.	CGCP	$5,001 - $15,000	Dividend	$100,001 - $250,000	Cash/Market
35-D.	-CIBR	$1,000 or less	Dividend	$15,001 - $50,000	Cash/Market
35-E.	-CSM	$1,000 or less	Dividend	$50,001 - $100,000	Cash/Market
35-F.	-GDX	$1,000 or less	Dividend	$15,001 - $50,000	Cash/Market
35-G.	-GDXJ	$1,000 or less	Dividend	$15,001 - $50,000	Cash/Market
35-H.	-GOVXX	$2,501 - $5,000	Dividend	$50,001 - $100,000	Cash/Market
35-I.	-IGF	$1,001 - $2,500	Dividend	$50,001 - $100,000	Cash/Market
35-J.	-INDIA	$1,000 or less	Dividend	$15,000 or less	Cash/Market
35-K.	-JPST	$1,001 - $2,500	Dividend	$15,001 - $50,000	Cash/Market
35-L.	-MEIIX	$1,001 - $2,500	Dividend	$15,001 - $50,000	Cash/Market
35-M.	-MELIX	$1,000 or less	Dividend	$15,001 - $50,000	Cash/Market
35-N.	-MINT	$1,000 or less	Dividend	$15,001 - $50,000	Cash/Market
35-O.	-Morgan Stanely Private Bank	$1,000 or less	Interest	$15,000 or less	Cash/Market
35-P.	-MSACX	$2,501 - $5,000	Dividend	$15,001 - $50,000	Cash/Market
35-Q.	-NOBL	$1,001 - $2,500	Dividend	$100,001 - $250,000	Cash/Market
35-R.	-PCRPX	$2,501 - $5,000	Dividend	$50,001 - $100,000	Cash/Market
35-S.	-PCVXX	$1,001 - $2,500	Dividend	$50,001 - $100,000	Cash/Market
35-T.	-PHYS		None	$15,001 - $50,000	Cash/Market
35-U.	-PSLV		None	$50,001 - $100,000	Cash/Market
35-V.	-ROBO	$1,000 or less	Dividend	$15,000 or less	Cash/Market
35-W.	-RPV	$1,001 - $2,500	Dividend	$50,001 - $100,000	Cash/Market
35-X.	-RVT	$1,001 - $2,500	Dividend	$15,001 - $50,000	Cash/Market
35-Y.	-STIP	$1,001 - $2,500	Dividend	$15,001 - $50,000	Cash/Market
35-Z.	-URA	$1,000 or less	Dividend	$15,001 - $50,000	Cash/Market
35-AA.	-VBR	$1,000 or less	Dividend	$15,001 - $50,000	Cash/Market
35-AB.	-VPU	$1,000 or less	Dividend	$15,000 or less	Cash/Market
35-AC.	-VXF	$1,000 or less	Dividend	$15,001 - $50,000	Cash/Market
36.	**Morgan Stanley Cash Accounts**	$1,000 or less	Interest	$15,001 - $50,000	Cash/Market
37.	**(H) Morgan Stanley IRA # 1**				
37-A.	-ABNFX	$2,501 - $5,000	Dividend	$100,001 - $250,000	Cash/Market

Transactions	Transaction Type	Transaction Date	Transaction Value
(1).	Sold (part)	Dec 9, 2025	$15,000 or less

37-B.	-AIVI	$1,001 - $2,500	Dividend,Gain	$15,001 - $50,000	Cash/Market

Transactions	Transaction Type	Transaction Date	Transaction Value
(1).	Sold (part)	Dec 9, 2025	$15,000 or less

37-C.	-AMLP	$2,501 - $5,000	Dividend,Gain	$15,001 - $50,000	Cash/Market

Transactions	Transaction Type	Transaction Date	Transaction Value
(1).	Sold (part)	Dec 9, 2025	$15,000 or less

37-D.	- Bank Deposit Program	$1,000 or less	Interest	$15,000 or less	Cash/Market
37-E.	-Blackrock Global Allocation I (MALOX)	$5,001 - $15,000	Dividend	$100,001 - $250,000	Cash/Market

Transactions	Transaction Type	Transaction Date	Transaction Value
(1).	Sold (part)	Dec 9, 2025	$15,000 or less

37-F.	-Blackrock Strategic Inc (BSIIX)	$5,001 - $15,000	Dividend	$100,001 - $250,000	Cash/Market

Transactions	Transaction Type	Transaction Date	Transaction Value
(1).	Sold (part)	Dec 9, 2025	$15,000 or less

37-G.	-Clearbridge All Cap Value I (SFVYX)	$5,001 - $15,000	Dividend	$100,001 - $250,000	Cash/Market

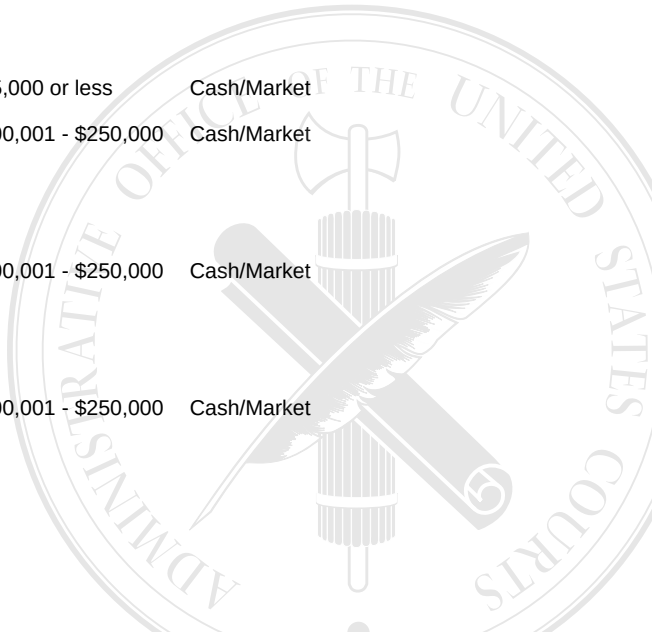

	DESCRIPTION	INCOME AMOUNT	INCOME TYPE	GROSS VALUE	VALUE METHOD
	Transactions **Transaction Type** **Transaction Date** **Transaction Value**				
	(1). Sold (part) Dec 9, 2025 $15,000 or less				
37-H.	-Doubleline Core Fixed Inc (DBLFX)	$5,001 - $15,000	Dividend	$100,001 - $250,000	Cash/Market
	Transactions **Transaction Type** **Transaction Date** **Transaction Value**				
	(1). Sold (part) Dec 9, 2025 $15,000 or less				
37-I.	-FT Nasdaq Cybersecur ETF (CIBR)	$1,001 - $2,500	Dividend,Gain	$50,001 - $100,000	Cash/Market
	Transactions **Transaction Type** **Transaction Date** **Transaction Value**				
	(1). Sold (part) Dec 9, 2025 $15,000 or less				
37-J.	-GDX	$2,501 - $5,000	Dividend,Gain	$100,001 - $250,000	Cash/Market
	Transactions **Transaction Type** **Transaction Date** **Transaction Value**				
	(1). Sold (part) Dec 9, 2025 $15,000 or less				
37-K.	-GDXJ	$5,001 - $15,000	Dividend,Gain	$100,001 - $250,000	Cash/Market
	Transactions **Transaction Type** **Transaction Date** **Transaction Value**				
	(1). Sold (part) Dec 9, 2025 $15,000 or less				
37-L.	-ICLN	$1,000 or less	Dividend	$15,001 - $50,000	Cash/Market
	Transactions **Transaction Type** **Transaction Date** **Transaction Value**				
	(1). Sold (part) Dec 9, 2025 $15,000 or less				
37-M.	- Ishares Core High Dividend ETF (HDV)	$2,501 - $5,000	Dividend,Gain	$100,001 - $250,000	Cash/Market
	Transactions **Transaction Type** **Transaction Date** **Transaction Value**				
	(1). Sold (part) Dec 9, 2025 $15,000 or less				
37-N.	-ISHARES FTSE/Xinua China 25	$1,001 - $2,500	Dividend	$50,001 - $100,000	Cash/Market
	Transactions **Transaction Type** **Transaction Date** **Transaction Value**				
	(1). Sold (part) Dec 9, 2025 $15,000 or less				
37-O.	-ISHARES - MSCI Emerging Markets Index	$1,001 - $2,500	Dividend	$50,001 - $100,000	Cash/Market
	Transactions **Transaction Type** **Transaction Date** **Transaction Value**				
	(1). Sold (part) Dec 9, 2025 $15,000 or less				
37-P.	-ISHARES - S&P Europe 350 Index	$2,501 - $5,000	Dividend,Gain	$100,001 - $250,000	Cash/Market
	Transactions **Transaction Type** **Transaction Date** **Transaction Value**				
	(1). Sold (part) Dec 9, 2025 $15,000 or less				
37-Q.	-Ishares TR Russell Mid-Cap ETF	$1,000 or less	Dividend	$15,001 - $50,000	Cash/Market
37-R.	-Ishares TR S&P Small-Cap 600 Growth	$1,001 - $2,500	Dividend	$15,000 or less	Cash/Market
37-S.	-MEIIX	$5,001 - $15,000	Dividend,Gain	$50,001 - $100,000	Cash/Market
	Transactions **Transaction Type** **Transaction Date** **Transaction Value**				
	(1). Sold (part) Dec 9, 2025 $15,000 or less				
37-T.	-MSACX	$15,001 - $50,000	Dividend,Gain	$100,001 - $250,000	Cash/Market
	Transactions **Transaction Type** **Transaction Date** **Transaction Value**				
	(1). Sold (part) Dec 9, 2025 $15,000 or less				
37-U.	-Nobl	$1,001 - $2,500	Dividend,Gain	$50,001 - $100,000	Cash/Market
	Transactions **Transaction Type** **Transaction Date** **Transaction Value**				
	(1). Sold (part) Dec 9, 2025 $15,000 or less				
37-V.	-PCVXX	$1,001 - $2,500	Dividend	$15,001 - $50,000	Cash/Market
	Transactions **Transaction Type** **Transaction Date** **Transaction Value**				
	(1). Sold (part) Jan 3, 2025 $15,000 or less				
	(2). Sold (part) Dec 9, 2025 $15,000 or less				
37-W.	-Principal Midcap Instl (PCBIX)	$15,001 - $50,000	Dividend	$250,001 - $500,000	Cash/Market

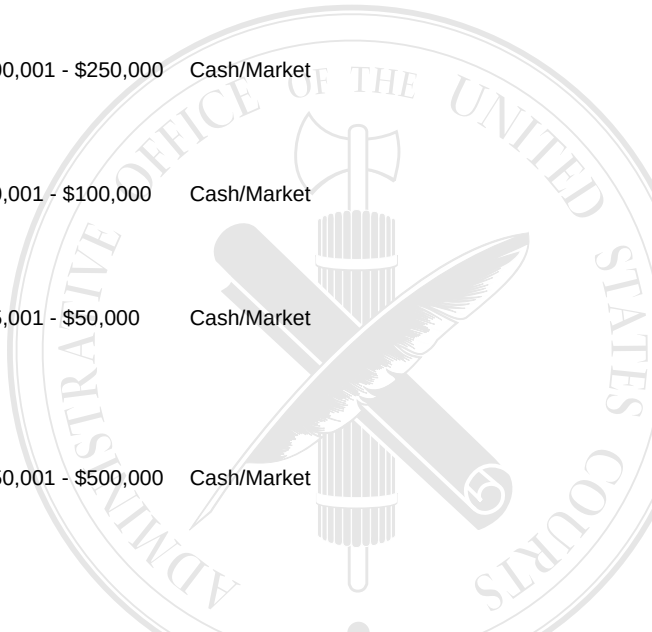

	DESCRIPTION	INCOME AMOUNT	INCOME TYPE	GROSS VALUE	VALUE METHOD
	Transactions **Transaction Type** **Transaction Date** **Transaction Value**				
	(1). Sold (part) Dec 9, 2025 $15,000 or less				
37-X.	-Principal Preferred Sec Inst (PPSIX)	$5,001 - $15,000	Dividend	$100,001 - $250,000	Cash/Market
	Transactions **Transaction Type** **Transaction Date** **Transaction Value**				
	(1). Sold (part) Dec 9, 2025 $15,000 or less				
37-Y.	-PSLV	$1,001 - $2,500	Gain	$50,001 - $100,000	Cash/Market
	Transactions **Transaction Type** **Transaction Date** **Transaction Value**				
	(1). Sold (part) Dec 9, 2025 $15,000 or less				
37-Z.	-Putnam Short Duration Income Y (PSDYX)	$1,000 or less	Dividend	$15,001 - $50,000	Cash/Market
37-AA.	-QQEW	$1,000 or less	Dividend,Gain	$15,001 - $50,000	Cash/Market
	Transactions **Transaction Type** **Transaction Date** **Transaction Value**				
	(1). Sold (part) Dec 9, 2025 $15,000 or less				
37-AB.	-ROBO	$1,000 or less	Dividend,Gain	$15,001 - $50,000	Cash/Market
	Transactions **Transaction Type** **Transaction Date** **Transaction Value**				
	(1). Sold (part) Dec 9, 2025 $15,000 or less				
37-AC.	-RPV	$1,000 or less	Dividend,Gain	$15,001 - $50,000	Cash/Market
	Transactions **Transaction Type** **Transaction Date** **Transaction Value**				
	(1). Sold (part) Dec 9, 2025 $15,000 or less				
37-AD.	-RWR	$1,001 - $2,500	Dividend	$50,001 - $100,000	Cash/Market
	Transactions **Transaction Type** **Transaction Date** **Transaction Value**				
	(1). Sold (part) Dec 9, 2025 $15,000 or less				
37-AE.	- RYPRX	$5,001 - $15,000	Dividend	$100,001 - $250,000	Cash/Market
	Transactions **Transaction Type** **Transaction Date** **Transaction Value**				
	(1). Sold (part) Dec 9, 2025 $15,000 or less				
37-AF.	-SGDIX	$5,001 - $15,000	Dividend,Gain	$100,001 - $250,000	Cash/Market
	Transactions **Transaction Type** **Transaction Date** **Transaction Value**				
	(1). Sold (part) Dec 9, 2025 $15,000 or less				
37-AG.	-SLV	$1,001 - $2,500	Gain	$50,001 - $100,000	Cash/Market
	Transactions **Transaction Type** **Transaction Date** **Transaction Value**				
	(1). Sold (part) Dec 9, 2025 $15,000 or less				
37-AH.	-SPDR Trust Series 1 (SPY)	$5,001 - $15,000	Dividend,Gain	$100,001 - $250,000	Cash/Market
	Transactions **Transaction Type** **Transaction Date** **Transaction Value**				
	(1). Sold (part) Dec 9, 2025 $15,000 or less				
37-AI.	-Telsa Motors Inc (TSLA)	$15,001 - $50,000	Gain	$500,001 - $1,000,000	Cash/Market
	Transactions **Transaction Type** **Transaction Date** **Transaction Value**				
	(1). Sold (part) Dec 9, 2025 $15,001 - $50,000				
37-AJ.	-Templeton Global BD FD (TBGAX)	$2,501 - $5,000	Dividend	$15,001 - $50,000	Cash/Market
	Transactions **Transaction Type** **Transaction Date** **Transaction Value**				
	(1). Sold (part) Dec 9, 2025 $15,000 or less				
37-AK.	-URA	$2,501 - $5,000	Dividend,Gain	$100,001 - $250,000	Cash/Market
	Transactions **Transaction Type** **Transaction Date** **Transaction Value**				
	(1). Sold (part) Dec 9, 2025 $15,000 or less				
37-AL.	-Utilities Sel Sec SPDR Fund (XLU)	$1,001 - $2,500	Dividend,Gain	$15,001 - $50,000	Cash/Market
	Transactions **Transaction Type** **Transaction Date** **Transaction Value**				
	(1). Sold (part) Dec 9, 2025 $15,000 or less				

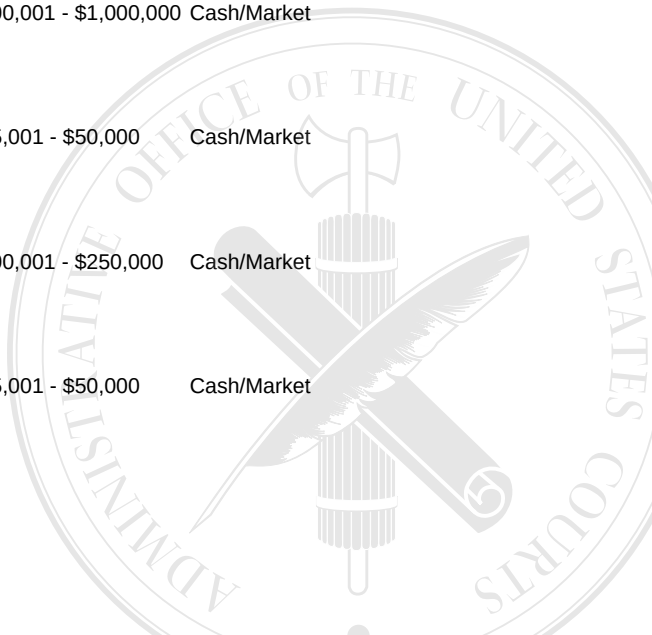

	DESCRIPTION	INCOME AMOUNT	INCOME TYPE	GROSS VALUE	VALUE METHOD
37-AM.	-Van Eck Emerging Markets Y (EMRYX)	$1,001 - $2,500	Dividend	$100,001 - $250,000	Cash/Market

Transactions	Transaction Type	Transaction Date	Transaction Value
(1).	Sold (part)	Dec 9, 2025	$15,000 or less

37-AN.	-Vanguard Dividend Appreciation (VIG)	$15,001 - $50,000	Dividend,Gain	$500,001 - $1,000,000	Cash/Market

Transactions	Transaction Type	Transaction Date	Transaction Value
(1).	Sold (part)	Dec 9, 2025	$15,001 - $50,000

37-AO.	-VXF	$1,001 - $2,500	Dividend,Gain	$50,001 - $100,000	Cash/Market

Transactions	Transaction Type	Transaction Date	Transaction Value
(1).	Sold (part)	Dec 9, 2025	$15,000 or less

38.	**MSIF Growth I (MSEQXS)**	$1,000 or less	Dividend	$15,001 - $50,000	Cash/Market

Transactions	Transaction Type	Transaction Date	Transaction Value
(1).	Buy (add'l)	Dec 11, 2025	$15,000 or less

39.	**MUC**	$1,000 or less	Dividend		

Transactions	Transaction Type	Transaction Date	Transaction Value
(1).	Sold (part)	Apr 14, 2025	$15,001 - $50,000
(2).	Sold	Oct 14, 2025	$15,000 or less

40.	**NAD**	$1,000 or less	Dividend,Gain		

Transactions	Transaction Type	Transaction Date	Transaction Value
(1).	Sold	Oct 14, 2025	$15,000 or less

41.	**NEA**	$1,000 or less	Dividend		

Transactions	Transaction Type	Transaction Date	Transaction Value
(1).	Sold	Oct 14, 2025	$15,000 or less

42.	**NOBL**	$1,001 - $2,500	Dividend,Gain	$50,001 - $100,000	Cash/Market

Transactions	Transaction Type	Transaction Date	Transaction Value
(1).	Sold (part)	Mar 19, 2025	$15,000 or less
(2).	Sold (part)	Apr 14, 2025	$15,000 or less
(3).	Sold (part)	Jul 11, 2025	$15,000 or less
(4).	Buy (add'l)	Dec 11, 2025	$15,001 - $50,000

43.	**OCAYX**	$1,000 or less	Dividend,Gain	$15,000 or less	Cash/Market

Transactions	Transaction Type	Transaction Date	Transaction Value
(1).	Sold (part)	Jul 11, 2025	$15,000 or less
(2).	Buy (add'l)	Dec 11, 2025	$15,000 or less

44.	**ODVYX**	$1,000 or less	Dividend,Gain	$15,001 - $50,000	Cash/Market

Transactions	Transaction Type	Transaction Date	Transaction Value
(1).	Sold (part)	Jul 11, 2025	$15,000 or less
(2).	Buy (add'l)	Dec 11, 2025	$15,000 or less

45.	**OLCYX**	$1,000 or less	Dividend,Gain	$15,000 or less	Cash/Market



	DESCRIPTION	INCOME AMOUNT	INCOME TYPE	GROSS VALUE	VALUE METHOD
	Transactions	**Transaction Type**	**Transaction Date**	**Transaction Value**	
	(1).	Sold (part)	Jul 11, 2025	$15,000 or less	
	(2).	Buy (add'l)	Dec 11, 2025	$15,000 or less	
46.	**PCRPX**	$1,000 or less	Dividend	$15,000 or less	Cash/Market
	Transactions	**Transaction Type**	**Transaction Date**	**Transaction Value**	
	(1).	Buy (add'l)	Dec 11, 2025	$15,000 or less	
47.	**PCVXX**	$1,000 or less	Interest	$15,000 or less	Cash/Market
48.	**PDBC**	$1,000 or less	Gain		
	Transactions	**Transaction Type**	**Transaction Date**	**Transaction Value**	
	(1).	Sold (part)	Apr 14, 2025	$15,000 or less	
	(2).	Sold	May 16, 2025	$15,000 or less	
49.	**Pollock 2007-2008 Independent Investors, LLC**	$1,001 - $2,500	Interest	$15,000 or less	Book Value
50.	**PSLV**	$1,000 or less	Gain	$15,001 - $50,000	Cash/Market
	Transactions	**Transaction Type**	**Transaction Date**	**Transaction Value**	
	(1).	Sold (part)	Jul 11, 2025	$15,000 or less	
51.	**ROBO**	$1,000 or less	Dividend	$15,000 or less	Cash/Market
	Transactions	**Transaction Type**	**Transaction Date**	**Transaction Value**	
	(1).	Buy (add'l)	Dec 11, 2025	$15,000 or less	
52.	**ROBT**	$1,000 or less	Dividend,Gain	$15,001 - $50,000	Cash/Market
	Transactions	**Transaction Type**	**Transaction Date**	**Transaction Value**	
	(1).	Sold (part)	Apr 14, 2025	$15,000 or less	
	(2).	Buy (add'l)	Dec 11, 2025	$15,000 or less	
53.	**RODM**	$1,000 or less	Dividend,Gain	$15,000 or less	Cash/Market
	Transactions	**Transaction Type**	**Transaction Date**	**Transaction Value**	
	(1).	Sold (part)	Jul 11, 2025	$15,000 or less	
	(2).	Buy (add'l)	Dec 11, 2025	$15,000 or less	
54.	**RPV**	$1,000 or less	Dividend	$15,001 - $50,000	Cash/Market
	Transactions	**Transaction Type**	**Transaction Date**	**Transaction Value**	
	(1).	Buy (add'l)	Dec 11, 2025	$15,000 or less	
55.	**RPV**	$1,000 or less	Dividend		
	Transactions	**Transaction Type**	**Transaction Date**	**Transaction Value**	
	(1).	Sold	Mar 19, 2025	$15,000 or less	
56.	**RSP**	$1,000 or less	Dividend	$15,001 - $50,000	Cash/Market
	Transactions	**Transaction Type**	**Transaction Date**	**Transaction Value**	
	(1).	Sold (part)	Apr 14, 2025	$15,000 or less	
	(2).	Buy (add'l)	Dec 11, 2025	$15,000 or less	



	DESCRIPTION	INCOME AMOUNT	INCOME TYPE	GROSS VALUE	VALUE METHOD
57.	**RVT**	$1,000 or less	Dividend		

Transactions	Transaction Type	Transaction Date	Transaction Value
(1).	Sold	Oct 15, 2025	$15,000 or less

58.	**SGDIX**	$1,000 or less	Gain	$15,001 - $50,000	Cash/Market

Transactions	Transaction Type	Transaction Date	Transaction Value
(1).	Sold (part)	Jul 11, 2025	$15,000 or less
(2).	Buy (add'l)	Dec 11, 2025	$15,000 or less

59.	**SHY**	$1,000 or less	Dividend,Gain	$15,001 - $50,000	Cash/Market

Transactions	Transaction Type	Transaction Date	Transaction Value
(1).	Sold (part)	Apr 14, 2025	$15,000 or less

60.	**SLV**	$1,000 or less	Gain	$15,001 - $50,000	Cash/Market

Transactions	Transaction Type	Transaction Date	Transaction Value
(1).	Sold (part)	Jul 11, 2025	$15,000 or less
(2).	Buy (add'l)	Dec 11, 2025	$15,000 or less

61.	**SPY**	$5,001 - $15,000	Dividend,Gain	$100,001 - $250,000	Cash/Market

Transactions	Transaction Type	Transaction Date	Transaction Value
(1).	Sold (part)	Apr 14, 2025	$15,000 or less
(2).	Sold (part)	May 16, 2025	$15,001 - $50,000
(3).	Sold (part)	Jun 3, 2025	$15,000 or less
(4).	Sold (part)	Jul 10, 2025	$15,000 or less
(5).	Buy (add'l)	Dec 11, 2025	$15,001 - $50,000

62.	**The True Life Companies, LLC**	$5,001 - $15,000	Interest	$15,001 - $50,000	Book Value
63.	**URA**	$1,001 - $2,500	Dividend,Gain	$15,001 - $50,000	Cash/Market

Transactions	Transaction Type	Transaction Date	Transaction Value
(1).	Sold (part)	Jul 11, 2025	$15,000 or less
(2).	Buy (add'l)	Dec 11, 2025	$15,000 or less

64.	**Vanguard Extended Mkt ETF (VXF)**	$1,000 or less	Dividend		

Transactions	Transaction Type	Transaction Date	Transaction Value
(1).	Sold	May 16, 2025	$15,000 or less

65.	**Vanguard Value Etf Index (VTV)**	$1,000 or less	Dividend,Gain	$15,001 - $50,000	Cash/Market

Transactions	Transaction Type	Transaction Date	Transaction Value
(1).	Sold (part)	Apr 14, 2025	$15,000 or less
(2).	Sold (part)	Jul 11, 2025	$15,000 or less
(3).	Buy (add'l)	Dec 11, 2025	$15,000 or less

66.	**VBF**	$1,000 or less	Dividend	$15,000 or less	Cash/Market

Transactions	Transaction Type	Transaction Date	Transaction Value
(1).	Sold (part)	Apr 14, 2025	$15,000 or less
(2).	Buy (add'l)	Dec 11, 2025	$15,000 or less

67.	**VBR**	$1,000 or less	Dividend,Gain	$15,001 - $50,000	Cash/Market

ADMINISTRATIVE OFFICE OF THE UNITED STATES COURTS

	DESCRIPTION	INCOME AMOUNT	INCOME TYPE	GROSS VALUE	VALUE METHOD
	Transactions	**Transaction Type**	**Transaction Date**	**Transaction Value**	
	(1).	Buy	May 16, 2025	$15,001 - $50,000	
	(2).	Sold (part)	Jul 11, 2025	$15,000 or less	
	(3).	Buy (add'l)	Dec 11, 2025	$15,000 or less	
68.	**VEA**	$1,000 or less	Dividend	$15,000 or less	Cash/Market
	Transactions	**Transaction Type**	**Transaction Date**	**Transaction Value**	
	(1).	Buy (add'l)	Dec 11, 2025	$15,000 or less	
69.	**Villa, Cabo San Luca, Baja 6/25 ($1,000,000)**		None	$500,001 - $1,000,000	Cost (Real Estate Only)
70.	**VPU**	$1,000 or less	Dividend	$15,000 or less	Cash/Market
	Transactions	**Transaction Type**	**Transaction Date**	**Transaction Value**	
	(1).	Buy (add'l)	Dec 11, 2025	$15,000 or less	
71.	**VXF**	$1,000 or less	Dividend,Gain	$50,001 - $100,000	Cash/Market
	Transactions	**Transaction Type**	**Transaction Date**	**Transaction Value**	
	(1).	Sold (part)	Jul 11, 2025	$15,000 or less	
	(2).	Buy (add'l)	Dec 11, 2025	$15,000 or less	
72.	**XLV**	$1,000 or less	Dividend	$15,000 or less	Cash/Market
	Transactions	**Transaction Type**	**Transaction Date**	**Transaction Value**	
	(1).	Buy (add'l)	Dec 11, 2025	$15,000 or less	

VIII. Additional Information or Explanations

I do not have any Additional Information to report
No entries in this section