Annual, 2025

Financial Disclosure Report (AO Form 10)

Filer's Information
Wood, Kimba M.
U.S. District Court - New York Southern
Senior District Judge

I certify that all information given above (including information pertaining to my spouse and minor or dependent children, if any) is accurate, true, and complete to the best of my knowledge and belief, and that any information not reported was withheld because it met applicable statutory provisions permitting non-disclosure.

I further certify that earned income from outside employment and honoraria and the acceptance of gifts which have been reported are in compliance with the provisions of 5 U.S.C. Â§ 13141 et. seq., 5 U.S.C. Â§ 7353, and Judicial Conference regulations.

/s/ Wood, Kimba M. [electronically signed on Oct 15, 2026 9:21am by Wood, Kimba M. in JEFS]
/s/ Wood, Kimba M. [electronically signed on Sep 10, 2026 11:34am by Wood, Kimba M. in JEFS]

I. Positions

	ORGANIZATION/ENTITY NAME	ORGANIZATION/ENTITY TYPE	POSITION HELD
1.	Trust #1	Trust	Trustee

Additional Explanation: No reportable assets.

2.	Trust #2	Trust	Trustee

Additional Explanation: Reportable assets are listed in Part VII.

II. Agreements

I do not have any Agreements to report
No entries in this section

III A. Filer Non-Investment Income

I do not have any Filer Non-Investment Income to report
No entries in this section

III B. Spouse Non-Investment Income

	SOURCE	DESCRIPTION	HONORARIUM	HONORARIUM AMOUNT	HONORARIUM DATE
1.	Morgan Stanley	Pension	No	$0.00	

IV. Reimbursements

I do not have any Reimbursements to report
No entries in this section

V. Gifts

I do not have any Gifts to report
No entries in this section

VI. Liabilities

	CREDITOR NAME	TYPE OF LIABILITY	VALUE
1.	Citibank	Line of Credit	$1,000,001 - $5,000,000
2.	American Express	Credit Card	$15,001 - $50,000
3.	Citibank	Credit Card	$1 - $15,000

VII. Investments and Trusts

	DESCRIPTION	INCOME AMOUNT	INCOME TYPE	GROSS VALUE	VALUE METHOD
1.	**(H) Individual Assets**				
1-A.	Citibank (cash)	$1,000 or less	Interest	$100,001 - $250,000	Cash/Market
1-B.	GoSecure Sidecar (5/2018)		None	$50,001 - $100,000	Book Value
1-C.	GoSecure Sidecar 6 Srs D-1 Pfd		None	$15,001 - $50,000	Book Value
1-D.	GoSecure Sidecar (6/2020)		None	$100,001 - $250,000	Book Value
1-E.	Elgin Capital Partners (5/2012)		None	$50,001 - $100,000	Book Value
1-F.	KF - Checkmate		None	$100,001 - $250,000	Book Value
1-G.	Offit Capital Advisors		None	$50,001 - $100,000	Book Value
1-H.	Blue Lotus Intl Fund Series 0118		None	$500,001 - $1,000,000	Book Value
1-I.	Overlook 3G		None	$500,001 - $1,000,000	Book Value
1-J.	The Overlook Partners Fund		None	$100,001 - $250,000	Book Value
1-K.	Blackstone RE Partners VIII		None	$1,000,001 - $5,000,000	Book Value
1-L.	Kitchen Fund		None	$100,001 - $250,000	Book Value
1-M.	First Neck		None		

Transactions	Transaction Type	Transaction Date	Transaction Value
(1).	Sold (part)	Jan 22, 2025	$15,000 or less
(2).	Sold (part)	Mar 24, 2025	$15,000 or less
(3).	Sold (part)	Apr 15, 2025	$15,000 or less
(4).	Sold (part)	May 20, 2025	$15,000 or less
(5).	Sold (part)	Jun 24, 2025	$15,000 or less
(6).	Sold (part)	Jul 29, 2025	$15,000 or less
(7).	Sold (part)	Aug 20, 2025	$15,000 or less
(8).	Sold (part)	Sep 15, 2025	$15,000 or less
(9).	Sold	Dec 31, 2025	$15,000 or less

1-N.	CS Venture Vivodyne SPV		None	$250,001 - $500,000	Book Value

Transactions	Transaction Type	Transaction Date	Transaction Value
(1).	Buy	Jan 31, 2025	$15,000 or less
(2).	Buy (add'l)	Mar 3, 2025	$15,000 or less

1-O.	CS Venture Opportunities Fund		None	$1,000,001 - $5,000,000	Book Value
1-P.	Sentinel Capital V		None	$1,000,001 - $5,000,000	Book Value
1-Q.	Sentinel Capital VI		None	$5,000,001 - $25,000,000	Book Value

	DESCRIPTION	INCOME AMOUNT	INCOME TYPE	GROSS VALUE	VALUE METHOD

Transactions	Transaction Type	Transaction Date	Transaction Value
(1).	Buy	Jan 24, 2025	$15,000 or less
(2).	Sold (part)	Dec 2, 2025	$15,000 or less

1-R.	Sentinel Capital VII		None	$5,000,001 - $25,000,000	Book Value
1-S.	Sentinel Continuation Fund I		None	$500,001 - $1,000,000	Book Value
1-T.	3G Special Situations Fund V		None	$1,000,001 - $5,000,000	Book Value

Transactions	Transaction Type	Transaction Date	Transaction Value
(1).	Buy	Jan 27, 2025	$15,000 or less

1-U.	DGNL Ventures		None	$250,001 - $500,000	Book Value

Transactions	Transaction Type	Transaction Date	Transaction Value
(1).	Buy	Jan 27, 2025	$15,000 or less

1-V.	Valinor Private Capital Ptnrs		None	$500,001 - $1,000,000	Book Value

Transactions	Transaction Type	Transaction Date	Transaction Value
(1).	Buy	Jan 13, 2025	$15,000 or less
(2).	Buy (add'l)	Jun 30, 2025	$15,000 or less

1-W.	F.E. Richardson & Co		None	$100,001 - $250,000	Book Value

Transactions	Transaction Type	Transaction Date	Transaction Value
(1).	Buy	Jan 3, 2025	$15,000 or less
(2).	Buy (add'l)	Mar 31, 2025	$15,000 or less
(3).	Buy (add'l)	May 5, 2025	$15,000 or less
(4).	Buy (add'l)	Jun 2, 2025	$100,001 - $250,000
(5).	Buy (add'l)	Aug 8, 2025	$15,000 or less
(6).	Buy (add'l)	Sep 15, 2025	$15,000 or less
(7).	Buy (add'l)	Oct 24, 2025	$15,000 or less
(8).	Buy (add'l)	Dec 12, 2025	$15,000 or less

1-X.	Blackstone		None		

Transactions	Transaction Type	Transaction Date	Transaction Value
(1).	Sold	Mar 11, 2025	$15,001 - $50,000
(2).	Buy	Apr 25, 2025	$15,000 or less
(3).	Sold	May 21, 2025	$15,000 or less
(4).	Buy	Jul 28, 2025	$15,000 or less
(5).	Sold	Aug 6, 2025	$15,000 or less
(6).	Buy	Oct 27, 2025	$15,000 or less
(7).	Sold	Oct 29, 2025	$15,000 or less
(8).	Buy	Dec 16, 2025	$50,001 - $100,000
(9).	Sold	Dec 16, 2025	$50,001 - $100,000

1-Y.	Gemspring Capital		None	$500,001 - $1,000,000	Book Value

Transactions	Transaction Type	Transaction Date	Transaction Value
(1).	Buy	Mar 21, 2025	$15,000 or less
(2).	Buy (add'l)	Sep 22, 2025	$15,000 or less

1-Z.	Gemspring Goliath		None	$1,000,001 - $5,000,000	Book Value
1-AA.	Highcape		None		

Transactions	Transaction Type	Transaction Date	Transaction Value
(1).	Sold	Apr 21, 2025	$15,000 or less

1-AB.	Elgin II		None	$500,001 - $1,000,000	Book Value

ADMINISTRATIVE OFFICE OF THE UNITED STATES COURTS

	DESCRIPTION	INCOME AMOUNT	INCOME TYPE	GROSS VALUE	VALUE METHOD
	Transactions **Transaction Type** **Transaction Date** **Transaction Value**				
	(1). Sold (part) Apr 21, 2025 $15,000 or less				
	(2). Sold (part) Jun 27, 2025 $15,000 or less				
	(3). Sold (part) Dec 11, 2025 $15,000 or less				
1-AC.	Newsguard Technologies		None	$1,000,001 - $5,000,000	Book Value
	Transactions **Transaction Type** **Transaction Date** **Transaction Value**				
	(1). Buy (add'l) Jun 13, 2025 $100,001 - $250,000				
1-AD.	Perceptive		None		
	Transactions **Transaction Type** **Transaction Date** **Transaction Value**				
	(1). Sold Jul 8, 2025 $15,000 or less				
1-AE.	Whale Rock Hybrid Fund II		None	$1,000,001 - $5,000,000	Book Value
1-AF.	Whale Rock Long Opportunities		None	$1,000,001 - $5,000,000	Book Value
	Transactions **Transaction Type** **Transaction Date** **Transaction Value**				
	(1). Sold (part) Jul 16, 2025 $15,000 or less				
1-AG.	Whale Rock Flagship Fund		None	$100,001 - $250,000	Book Value
1-AH.	RTW Onshore Fund One, LP		None	$500,001 - $1,000,000	Book Value
	Transactions **Transaction Type** **Transaction Date** **Transaction Value**				
	(1). Sold (part) Jul 25, 2025 $15,000 or less				
	(2). Sold (part) Oct 23, 2025 $15,000 or less				
1-AI.	Redwood Opportunity Domestic Fund LP		None	$1,000,001 - $5,000,000	Book Value
	Transactions **Transaction Type** **Transaction Date** **Transaction Value**				
	(1). Sold (part) Jul 8, 2025 $15,000 or less				
	(2). Sold (part) Oct 9, 2025 $500,001 - $1,000,000				
1-AJ.	Tinicum		None	$1,000,001 - $5,000,000	Book Value
	Transactions **Transaction Type** **Transaction Date** **Transaction Value**				
	(1). Sold (part) Aug 15, 2025 $15,000 or less				
1-AK.	Summerfield Rotor		None		
	Transactions **Transaction Type** **Transaction Date** **Transaction Value**				
	(1). Sold Sep 13, 2025 $15,000 or less				
1-AL.	Centerbridge		None	$15,000 or less	Book Value
	Transactions **Transaction Type** **Transaction Date** **Transaction Value**				
	(1). Sold (part) Oct 24, 2025 $15,000 or less				
1-AM.	Razor's Edge II		None	$1,000,001 - $5,000,000	Book Value
	Transactions **Transaction Type** **Transaction Date** **Transaction Value**				
	(1). Buy (add'l) Oct 14, 2025 $15,000 or less				
1-AN.	Razor's Edge		None	$100,001 - $250,000	Book Value
1-AO.	RE II Sidecar 3 (Veros)		None	$250,001 - $500,000	Book Value
2.	**(H) Account #1**				
2-A.	First American Govt Oblig Money Market Fund Cl Z (FGZXX)	$1,001 - $2,500	Dividend	$50,001 - $100,000	Cash/Market
2-B.	US Bank (cash)	$1,000 or less	Interest	$15,000 or less	Cash/Market
2-C.	Artisan High Income Fund (APHFX)	$5,001 - $15,000	Dividend,Gain		

	DESCRIPTION	INCOME AMOUNT	INCOME TYPE	GROSS VALUE	VALUE METHOD
	Transactions **Transaction Type** **Transaction Date** **Transaction Value**				
	(1). Sold Mar 17, 2025 $100,001 - $250,000				
2-D.	Metropolitan West Unconstrained Bond I (MWCIX)	$5,001 - $15,000	Dividend	$100,001 - $250,000	Cash/Market
	Transactions **Transaction Type** **Transaction Date** **Transaction Value**				
	(1). Buy Mar 17, 2025 $100,001 - $250,000				
	(2). Buy (add'l) Jun 25, 2025 $15,001 - $50,000				
2-E.	Voya Intermediate Bond Fund Cl I (IICIX)	$5,001 - $15,000	Dividend	$250,001 - $500,000	Cash/Market
	Transactions **Transaction Type** **Transaction Date** **Transaction Value**				
	(1). Buy (add'l) Mar 17, 2025 $15,000 or less				
	(2). Buy (add'l) Jun 25, 2025 $50,001 - $100,000				
2-F.	Artisan Intl Value Fund Instl (APHKX)	$15,001 - $50,000	Dividend,Gain	$250,001 - $500,000	Cash/Market
	Transactions **Transaction Type** **Transaction Date** **Transaction Value**				
	(1). Sold (part) Mar 17, 2025 $15,001 - $50,000				
2-G.	Brown Advisory - Beutel Goodman Large-Cap Value Fund (BVALX)	$100,001 - $1,000,000	Gain		
	Transactions **Transaction Type** **Transaction Date** **Transaction Value**				
	(1). Sold (part) Mar 17, 2025 $50,001 - $100,000				
	(2). Sold Jun 25, 2025 $250,001 - $500,000				
2-H.	Brown Advisory Global Leaders Instl Fund (BAFLX)	$15,001 - $50,000	Dividend	$500,001 - $1,000,000	Cash/Market
	Transactions **Transaction Type** **Transaction Date** **Transaction Value**				
	(1). Buy (add'l) Jun 25, 2025 $15,001 - $50,000				
2-I.	Brown Advisory Strat Eur Eq Ins (BAFHX)	$5,001 - $15,000	Dividend	$100,001 - $250,000	Cash/Market
	Transactions **Transaction Type** **Transaction Date** **Transaction Value**				
	(1). Buy Mar 17, 2025 $50,001 - $100,000				
	(2). Buy (add'l) Jun 25, 2025 $15,001 - $50,000				
2-J.	Brown Advisory Sustainable Value Instl (BASVX)	$5,001 - $15,000	Dividend	$500,001 - $1,000,000	Cash/Market
	Transactions **Transaction Type** **Transaction Date** **Transaction Value**				
	(1). Buy Jun 25, 2025 $250,001 - $500,000				
2-K.	Brown Advisory Emerging Markets Instl (BAFQX)	$2,501 - $5,000	Dividend,Gain	$100,001 - $250,000	Cash/Market
	Transactions **Transaction Type** **Transaction Date** **Transaction Value**				
	(1). Sold (part) Mar 17, 2025 $15,000 or less				
	(2). Buy (add'l) Jun 25, 2025 $15,000 or less				
2-L.	Brown Advisory Flexible Equity Inst (BAFFX)	$50,001 - $100,000	Dividend	$500,001 - $1,000,000	Cash/Market
	Transactions **Transaction Type** **Transaction Date** **Transaction Value**				
	(1). Buy (add'l) Mar 17, 2025 $50,001 - $100,000				
2-M.	Brown Advisory Small Cap Fundamental Val (BAUUX)	$50,001 - $100,000	Dividend,Gain	$100,001 - $250,000	Cash/Market
	Transactions **Transaction Type** **Transaction Date** **Transaction Value**				
	(1). Sold (part) Mar 17, 2025 $50,001 - $100,000				
	(2). Sold (part) Jun 25, 2025 $100,001 - $250,000				
2-N.	Brown Advisory Small Cap Growth Inst (BAFSX)	$15,001 - $50,000	Dividend	$100,001 - $250,000	Cash/Market



	DESCRIPTION	INCOME AMOUNT	INCOME TYPE	GROSS VALUE	VALUE METHOD
	Transactions **Transaction Type** **Transaction Date** **Transaction Value**				
	(1). Sold (part) Mar 17, 2025 $50,001 - $100,000				
	(2). Sold (part) Jun 25, 2025 $100,001 - $250,000				
2-O.	Brown Advisory Sustainable Growth Instl (BAFWX)	$100,001 - $1,000,000	Dividend,Gain	$500,001 - $1,000,000	Cash/Market
	Transactions **Transaction Type** **Transaction Date** **Transaction Value**				
	(1). Sold (part) Mar 17, 2025 $15,001 - $50,000				
2-P.	Brown Advisory Wmc Japan Equity Fund (BAFJX)	$5,001 - $15,000	Dividend	$100,001 - $250,000	Cash/Market
	Transactions **Transaction Type** **Transaction Date** **Transaction Value**				
	(1). Buy (add'l) Mar 17, 2025 $50,001 - $100,000				
	(2). Buy (add'l) Jun 25, 2025 $15,001 - $50,000				
2-Q.	SPDR Portfolio S&P 600 Small Cap ETF (SPSM)	$1,001 - $2,500	Dividend	$50,001 - $100,000	Cash/Market
	Transactions **Transaction Type** **Transaction Date** **Transaction Value**				
	(1). Buy Mar 17, 2025 $50,001 - $100,000				
3.	**(H) Account #2**				
3-A.	First American Govt Oblig Money Market Fund Cl Z (FGZXX)	$1,001 - $2,500	Dividend	$15,001 - $50,000	Cash/Market
3-B.	U.S. Treasury Bill	$1,000 or less	Interest		
	Additional Explanation: This asset had no value at the end of the reporting period. Interest income paid in 2025 was over $200.				
3-C.	Artisan High Income Fund (APHFX)	$1,001 - $2,500	Dividend,Gain		
	Transactions **Transaction Type** **Transaction Date** **Transaction Value**				
	(1). Sold Mar 13, 2025 $50,001 - $100,000				
3-D.	Metropolitan West Unconstrained Bond Fund Cl I (MWCIX)	$2,501 - $5,000	Dividend	$50,001 - $100,000	Cash/Market
3-E.	Voya Intermediate Bond Fund Cl I (IICIX)	$5,001 - $15,000	Dividend	$100,001 - $250,000	Cash/Market
	Transactions **Transaction Type** **Transaction Date** **Transaction Value**				
	(1). Buy (add'l) Mar 13, 2025 $15,001 - $50,000				
3-F.	Brown Advisory Strat Eur Eq Ins (BAFHX)	$2,501 - $5,000	Dividend	$50,001 - $100,000	Cash/Market
	Transactions **Transaction Type** **Transaction Date** **Transaction Value**				
	(1). Buy Mar 13, 2025 $15,001 - $50,000				
3-G.	Brown Advisory Sustainable Value Instl (BASVX)	$5,001 - $15,000	Dividend	$250,001 - $500,000	Cash/Market
3-H.	Brown Advisory Sustainable Growth Instl (BAFWX)	$50,001 - $100,000	Dividend	$250,001 - $500,000	Cash/Market
3-I.	Brown Advisory Wmc Japan Equity Fund (BAFJX)	$1,001 - $2,500	Dividend	$50,001 - $100,000	Cash/Market
	Transactions **Transaction Type** **Transaction Date** **Transaction Value**				
	(1). Buy Mar 13, 2025 $15,001 - $50,000				
3-J.	Brown Advisory Private Equity Partners 12 LLP		None	$15,001 - $50,000	Cash/Market
	Transactions **Transaction Type** **Transaction Date** **Transaction Value**				
	(1). Buy (add'l) Mar 31, 2025 $15,000 or less				
	(2). Buy (add'l) May 20, 2025 $15,000 or less				
	(3). Buy (add'l) Aug 26, 2025 $15,000 or less				
	(4). Buy (add'l) Sep 29, 2025 $15,000 or less				
	(5). Buy (add'l) Dec 11, 2025 $15,000 or less				
3-K.	Egerton Investment Partners, LP		None	$100,001 - $250,000	Cash/Market

ADMINISTRATIVE OFFICE OF THE UNITED STATES COURTS

	DESCRIPTION	INCOME AMOUNT	INCOME TYPE	GROSS VALUE	VALUE METHOD
4.	**(H) Account #3**				
4-A.	First American Govt Oblig Fund Cl Z Money Market Fund (FGZXX)	$1,000 or less	Dividend	$15,000 or less	Cash/Market
4-B.	Aaon Inc (AAON)	$1,000 or less	Dividend	$15,000 or less	Cash/Market
	Transactions	**Transaction Type**	**Transaction Date**	**Transaction Value**	
	(1).	Buy	Aug 11, 2025	$15,000 or less	
	(2).	Buy (add'l)	Sep 19, 2025	$15,000 or less	
4-C.	AeroVironment Inc (AVAV)	$1,000 or less	Gain	$15,000 or less	Cash/Market
	Transactions	**Transaction Type**	**Transaction Date**	**Transaction Value**	
	(1).	Sold (part)	Jun 26, 2025	$15,000 or less	
4-D.	Aspen Technology Inc (AZPN)	$1,000 or less	Gain		
	Transactions	**Transaction Type**	**Transaction Date**	**Transaction Value**	
	(1).	Sold	Feb 6, 2025	$15,000 or less	
4-E.	Azenta Inc (AZTA)		None	$15,000 or less	Cash/Market
4-F.	Bio Techne Corp (TECH)	$1,000 or less	Dividend	$15,000 or less	Cash/Market
4-G.	Cerence Inc (CRNC)		None	$15,000 or less	Cash/Market
4-H.	Commvault Systems Inc (CVLT)		None	$15,000 or less	Cash/Market
4-I.	Costar Group Inc (CSGP)		None	$15,000 or less	Cash/Market
4-J.	Dexcom Inc (DXCM)		None	$15,000 or less	Cash/Market
4-K.	Factset Research Systems Inc (FDS)	$1,000 or less	Dividend	$15,000 or less	Cash/Market
4-L.	Fortinet Inc (FTNT)	$1,000 or less	Gain	$15,000 or less	Cash/Market
	Transactions	**Transaction Type**	**Transaction Date**	**Transaction Value**	
	(1).	Sold (part)	Feb 7, 2025	$15,000 or less	
4-M.	Globus Med Inc (GMED)		None	$15,000 or less	Cash/Market
	Transactions	**Transaction Type**	**Transaction Date**	**Transaction Value**	
	(1).	Buy	Mar 13, 2025	$15,000 or less	
4-N.	Guidewire Software Inc (GWRE)		None	$15,000 or less	Cash/Market
4-O.	Idexx Labs Inc (IDXX)		None	$15,000 or less	Cash/Market
4-P.	IPG Photonics Corp (IPGP)		None	$15,000 or less	Cash/Market
	Transactions	**Transaction Type**	**Transaction Date**	**Transaction Value**	
	(1).	Buy	Sep 19, 2025	$15,000 or less	
4-Q.	Jack Henry Associates Inc (JKHY)	$1,000 or less	Dividend	$15,000 or less	Cash/Market
4-R.	Kratos Defense & Security (KTOS)		None	$15,000 or less	Cash/Market
4-S.	Liveramp Holdings Inc (RAMP)		None	$15,000 or less	Cash/Market
4-T.	Manhattan Associates Inc (MANH)		None	$15,000 or less	Cash/Market
4-U.	Medpace Holdings Inc (MEDP)		None	$15,000 or less	Cash/Market
4-V.	Morningstar Inc (MORN)	$1,000 or less	Dividend	$15,000 or less	Cash/Market
4-W.	Ncino Inc Com (NCNO)		None	$15,000 or less	Cash/Market
	Transactions	**Transaction Type**	**Transaction Date**	**Transaction Value**	
	(1).	Buy (add'l)	Apr 2, 2025	$15,000 or less	
4-X.	Neogen Corp (NEOG)		None	$15,000 or less	Cash/Market
4-Y.	Proto Labs Inc (PRLB)		None	$15,000 or less	Cash/Market
	Transactions	**Transaction Type**	**Transaction Date**	**Transaction Value**	
	(1).	Buy	Sep 19, 2025	$15,000 or less	
4-Z.	Qualys Inc (QLYS)		None	$15,000 or less	Cash/Market
4-AA.	RBC Bearings Inc (RBC)		None	$15,000 or less	Cash/Market
4-AB.	Repligen Corp (RGEN)		None	$15,000 or less	Cash/Market

ADMINISTRATIVE OFFICE OF THE UNITED STATES COURTS

	DESCRIPTION	INCOME AMOUNT	INCOME TYPE	GROSS VALUE	VALUE METHOD
4-AC.	Resmed Inc (RMD)	$1,000 or less	Dividend	$15,000 or less	Cash/Market
4-AD.	SEI Investments Co (SEIC)	$1,000 or less	Dividend	$15,000 or less	Cash/Market
4-AE.	Sps Commerce Inc (SPSC)		None	$15,000 or less	Cash/Market
4-AF.	Staar Surgical Co (STAA)		None	$15,000 or less	Cash/Market
4-AG.	Tradeweb Markets Inc Cl A (TW)	$1,000 or less	Dividend	$15,000 or less	Cash/Market
4-AH.	Varonis Systems Inc (VRNS)		None	$15,000 or less	Cash/Market
4-AI.	Veeva Systems Inc (VEEV)		None	$15,000 or less	Cash/Market
4-AJ.	Cognyte Software Ltd (CGNT)		None	$15,000 or less	Cash/Market
4-AK.	Cyberark Software Ltd (CYBR)	$1,000 or less	Gain	$15,000 or less	Cash/Market

Transactions	Transaction Type	Transaction Date	Transaction Value
(1).	Sold (part)	Feb 6, 2025	$15,000 or less
(2).	Sold (part)	Feb 10, 2025	$15,000 or less

4-AL.	Nice Ltd (NICE)		None	$15,000 or less	Cash/Market

Transactions	Transaction Type	Transaction Date	Transaction Value
(1).	Sold (part)	Apr 24, 2025	$15,000 or less

4-AM.	Novanta Inc (NOVT)		None	$15,000 or less	Cash/Market

Transactions	Transaction Type	Transaction Date	Transaction Value
(1).	Buy	Sep 19, 2025	$15,000 or less

5.	**(H) Account #4**				
5-A.	Fidelity (cash)	$1,000 or less	Interest	$15,001 - $50,000	Cash/Market
5-B.	Fidelity Treasury Money Market Fund (FZFXX)	$5,001 - $15,000	Dividend	$250,001 - $500,000	Cash/Market

DESCRIPTION		INCOME AMOUNT	INCOME TYPE	GROSS VALUE	VALUE METHOD
Transactions	**Transaction Type**	**Transaction Date**	**Transaction Value**		
(1).	Sold (part)	Jan 2, 2025	$15,000 or less		
(2).	Sold (part)	Jan 14, 2025	$15,000 or less		
(3).	Sold (part)	Jan 17, 2025	$15,000 or less		
(4).	Sold (part)	Jan 22, 2025	$15,000 or less		
(5).	Sold (part)	Jan 29, 2025	$15,000 or less		
(6).	Buy (add'l)	Jan 30, 2025	$15,000 or less		
(7).	Sold (part)	Feb 3, 2025	$15,000 or less		
(8).	Sold (part)	Feb 12, 2025	$15,000 or less		
(9).	Buy (add'l)	Feb 14, 2025	$250,001 - $500,000		
(10).	Buy (add'l)	Feb 28, 2025	$15,001 - $50,000		
(11).	Buy (add'l)	Mar 3, 2025	$15,000 or less		
(12).	Sold (part)	Mar 18, 2025	$15,000 or less		
(13).	Sold (part)	Mar 24, 2025	$15,000 or less		
(14).	Buy (add'l)	Apr 1, 2025	$15,001 - $50,000		
(15).	Buy (add'l)	Apr 9, 2025	$15,001 - $50,000		
(16).	Sold (part)	Apr 14, 2025	$15,000 or less		
(17).	Sold (part)	Apr 23, 2025	$15,000 or less		
(18).	Buy (add'l)	May 1, 2025	$15,001 - $50,000		
(19).	Sold (part)	May 1, 2025	$15,000 or less		
(20).	Sold (part)	May 5, 2025	$15,000 or less		
(21).	Buy (add'l)	May 13, 2025	$15,000 or less		
(22).	Sold (part)	May 15, 2025	$15,000 or less		
(23).	Sold (part)	May 22, 2025	$15,000 or less		
(24).	Buy (add'l)	Jun 2, 2025	$15,001 - $50,000		
(25).	Buy (add'l)	Jun 4, 2025	$15,001 - $50,000		
(26).	Sold (part)	Jun 9, 2025	$15,000 or less		
(27).	Sold (part)	Jun 11, 2025	$15,000 or less		
(28).	Buy (add'l)	Jun 11, 2025	$15,000 or less		
(29).	Sold (part)	Jun 23, 2025	$15,000 or less		
(30).	Sold (part)	Jun 24, 2025	$100,001 - $250,000		
(31).	Sold (part)	Jun 25, 2025	$15,000 or less		
(32).	Buy (add'l)	Jul 1, 2025	$15,001 - $50,000		
(33).	Buy (add'l)	Jul 9, 2025	$15,000 or less		
(34).	Buy (add'l)	Aug 1, 2025	$15,001 - $50,000		
(35).	Sold (part)	Aug 11, 2025	$15,000 or less		
(36).	Buy (add'l)	Sep 2, 2025	$15,001 - $50,000		
(37).	Sold (part)	Sep 3, 2025	$15,001 - $50,000		
(38).	Buy (add'l)	Sep 10, 2025	$15,000 or less		
(39).	Sold (part)	Sep 17, 2025	$15,000 or less		
(40).	Sold (part)	Sep 22, 2025	$15,000 or less		
(41).	Buy (add'l)	Oct 1, 2025	$15,001 - $50,000		
(42).	Buy (add'l)	Oct 8, 2025	$15,000 or less		
(43).	Buy (add'l)	Oct 31, 2025	$15,001 - $50,000		
(44).	Buy (add'l)	Nov 12, 2025	$15,000 or less		
(45).	Buy (add'l)	Dec 1, 2025	$15,001 - $50,000		
(46).	Buy (add'l)	Dec 10, 2025	$15,000 or less		
(47).	Sold (part)	Dec 15, 2025	$15,000 or less		
(48).	Sold (part)	Dec 19, 2025	$15,000 or less		

6.	**(H) Account #5**				
6-A.	First American Govt Oblig Money Market Fund Cl Z (FGZXX)	$1,001 - $2,500	Dividend	$100,001 - $250,000	Cash/Market

ADMINISTRATIVE OFFICE OF THE UNITED STATES COURTS

	DESCRIPTION	INCOME AMOUNT	INCOME TYPE	GROSS VALUE	VALUE METHOD
6-B.	Brown Advisory Tax Exempt Bond Inst (BTEIX)	$15,001 - $50,000	Dividend,Gain	$250,001 - $500,000	Cash/Market

Transactions	Transaction Type	Transaction Date	Transaction Value
(1).	Buy (add'l)	Mar 17, 2025	$15,000 or less
(2).	Sold	Jun 25, 2025	$250,001 - $500,000
(3).	Buy	Jul 28, 2025	$250,001 - $500,000
(4).	Sold (part)	Oct 7, 2025	$50,001 - $100,000

6-C.	Artisan Intl Value Fund Instl (APHKX)	$5,001 - $15,000	Dividend	$100,001 - $250,000	Cash/Market
6-D.	Brown Advisory Global Leaders Instl Fund (BAFLX)	$15,001 - $50,000	Dividend,Gain	$250,001 - $500,000	Cash/Market

Transactions	Transaction Type	Transaction Date	Transaction Value
(1).	Sold (part)	Mar 17, 2025	$15,000 or less
(2).	Buy (add'l)	Jun 25, 2025	$15,001 - $50,000

6-E.	Brown Advisory Strat Eur Eq Ins (BAFHX)	$5,001 - $15,000	Dividend	$50,001 - $100,000	Cash/Market

Transactions	Transaction Type	Transaction Date	Transaction Value
(1).	Buy (add'l)	Mar 17, 2025	$50,001 - $100,000

6-F.	Brown Advisory Sustainable Value Instl (BASVX)	$5,001 - $15,000	Dividend,Gain	$100,001 - $250,000	Cash/Market

Transactions	Transaction Type	Transaction Date	Transaction Value
(1).	Buy (add'l)	Jun 25, 2025	$15,000 or less
(2).	Sold (part)	Oct 7, 2025	$15,001 - $50,000

6-G.	Brown Advisory Flexible Equity Inst (BAFFX)	$15,001 - $50,000	Dividend,Gain	$250,001 - $500,000	Cash/Market

Transactions	Transaction Type	Transaction Date	Transaction Value
(1).	Buy (add'l)	Mar 17, 2025	$50,001 - $100,000
(2).	Buy (add'l)	Jun 25, 2025	$15,000 or less
(3).	Sold (part)	Oct 7, 2025	$15,001 - $50,000

6-H.	Brown Advisory Small Cap Fundamental Val (BAUUX)	$15,001 - $50,000	Dividend	$100,001 - $250,000	Cash/Market

Transactions	Transaction Type	Transaction Date	Transaction Value
(1).	Sold (part)	Mar 17, 2025	$15,001 - $50,000
(2).	Sold (part)	Jun 25, 2025	$15,000 or less

6-I.	Brown Advisory Small Cap Growth Inst (BAFSX)	$2,501 - $5,000	Gain		

Transactions	Transaction Type	Transaction Date	Transaction Value
(1).	Sold (part)	Mar 17, 2025	$50,001 - $100,000
(2).	Sold	Jun 25, 2025	$100,001 - $250,000

6-J.	Brown Advisory Sustainable Growth Instl (BAFWX)	$100,001 - $1,000,000	Dividend,Gain	$250,001 - $500,000	Cash/Market

Transactions	Transaction Type	Transaction Date	Transaction Value
(1).	Sold (part)	Mar 17, 2025	$100,001 - $250,000
(2).	Sold (part)	Jun 25, 2025	$15,000 or less
(3).	Sold (part)	Oct 7, 2025	$50,001 - $100,000

6-K.	Brown Advisory Wmc Japan Equity Fund (BAFJX)	$2,501 - $5,000	Dividend	$50,001 - $100,000	Cash/Market

Transactions	Transaction Type	Transaction Date	Transaction Value
(1).	Buy (add'l)	Jun 25, 2025	$15,000 or less

6-L.	SPDR Portfolio S&P 600 Small Cap Growth ETF (SPSM)	$5,001 - $15,000	Dividend,Gain		

	DESCRIPTION	INCOME AMOUNT	INCOME TYPE	GROSS VALUE	VALUE METHOD
	Transactions **Transaction Type** **Transaction Date** **Transaction Value**				
	(1). Buy Mar 17, 2025 $50,001 - $100,000				
	(2). Buy (add'l) Jun 25, 2025 $15,001 - $50,000				
	(3). Sold Oct 7, 2025 $100,001 - $250,000				
6-M.	Vanguard Tax Exempt Bond Fund Adm (VTEAX)	$1,001 - $2,500	Dividend		
	Transactions **Transaction Type** **Transaction Date** **Transaction Value**				
	(1). Buy Jun 25, 2025 $250,001 - $500,000				
	(2). Sold Jul 28, 2025 $250,001 - $500,000				
6-N.	Brown Advisory Emerging Markets (BAFQX)	$5,001 - $15,000	Gain		
	Transactions **Transaction Type** **Transaction Date** **Transaction Value**				
	(1). Sold Jan 14, 2025 $15,001 - $50,000				
7.	**(H) Account #6**				
7-A.	Citi Private Bank (cash)	$1,000 or less	Interest	$50,001 - $100,000	Cash/Market
8.	**(H) Account #7**				
8-A.	Goldman Sachs Bank (cash)	$1,000 or less	Interest		
	Transactions **Transaction Type** **Transaction Date** **Transaction Value**				
	(1). Closed May 5, 2025 $50,001 - $100,000				
8-B.	Brown Advisory Wmc Japan Equity Fund (BAFJX)	$1,000 or less	Dividend	$15,001 - $50,000	Cash/Market
	Transactions **Transaction Type** **Transaction Date** **Transaction Value**				
	(1). Buy Dec 23, 2025 $15,000 or less				
8-C.	Brown Advisory Global Leaders Instl Fund (BAFLX)	$2,501 - $5,000	Dividend	$50,001 - $100,000	Cash/Market
	Transactions **Transaction Type** **Transaction Date** **Transaction Value**				
	(1). Buy Jun 26, 2025 $50,001 - $100,000				
8-D.	Fidelity Treasury Money Market Fund (FZFXX)	$1,000 or less	Dividend	$15,000 or less	Cash/Market
	Transactions **Transaction Type** **Transaction Date** **Transaction Value**				
	(1). Buy May 6, 2025 $50,001 - $100,000				
	(2). Sold (part) Jun 26, 2025 $15,001 - $50,000				
	(3). Buy (add'l) Dec 22, 2025 $15,001 - $50,000				
	(4). Sold (part) Dec 23, 2025 $15,001 - $50,000				
8-E.	Advisors Inner Circle Fund III Brown Advisory Flexible (BAFE)		None	$15,000 or less	Cash/Market
	Transactions **Transaction Type** **Transaction Date** **Transaction Value**				
	(1). Buy Jun 26, 2025 $15,000 or less				
8-F.	iShares Core S&P 500 ETF (IVV)		None	$15,001 - $50,000	Cash/Market
	Transactions **Transaction Type** **Transaction Date** **Transaction Value**				
	(1). Buy Dec 23, 2025 $15,001 - $50,000				
8-G.	Apple Inc (AAPL)	$1,000 or less	Dividend,Gain		
	Transactions **Transaction Type** **Transaction Date** **Transaction Value**				
	(1). Sold Jun 26, 2025 $15,000 or less				
8-H.	Berkshire Hathaway (BRKB)		None	$15,000 or less	Cash/Market
8-I.	Cava Group (CAVA)		None	$15,000 or less	Cash/Market
8-J.	GE Aerospace (GE)	$1,000 or less	Dividend	$15,001 - $50,000	Cash/Market
8-K.	GE Vernova (GEV)	$1,000 or less	Dividend	$15,000 or less	Cash/Market
8-L.	Mastercard Inc (MA)	$1,000 or less	Dividend	$15,000 or less	Cash/Market

ADMINISTRATIVE OFFICE OF THE UNITED STATES COURTS

	DESCRIPTION	INCOME AMOUNT	INCOME TYPE	GROSS VALUE	VALUE METHOD
8-M.	Microsoft Corp (MSFT)	$1,000 or less	Dividend	$15,000 or less	Cash/Market
8-N.	Nvidia Corp (NVDA)	$1,000 or less	Dividend	$15,001 - $50,000	Cash/Market
8-O.	Transdigm Group (TDG)	$1,001 - $2,500	Gain		

Transactions	Transaction Type	Transaction Date	Transaction Value
(1).	Sold	Jun 26, 2025	$15,000 or less

8-P.	GS Tax Advantaged Global Equity Portfolio Cl P (GSKPX)	$2,501 - $5,000	Gain		

Transactions	Transaction Type	Transaction Date	Transaction Value
(1).	Sold	Jun 26, 2025	$15,000 or less

9.	**(H) Account #8**				
9-A.	Goldman Sachs Bank (cash)	$1,000 or less	Interest		

Transactions	Transaction Type	Transaction Date	Transaction Value
(1).	Closed	May 5, 2025	$50,001 - $100,000

9-B.	Brown Advisory Wmc Japan Equity Fund (BAFJX)	$1,000 or less	Dividend	$15,001 - $50,000	Cash/Market

Transactions	Transaction Type	Transaction Date	Transaction Value
(1).	Buy	Dec 23, 2025	$15,000 or less

9-C.	Brown Advisory Global Leaders Instl Fund (BAFLX)	$5,001 - $15,000	Dividend	$50,001 - $100,000	Cash/Market

Transactions	Transaction Type	Transaction Date	Transaction Value
(1).	Buy	Jun 26, 2025	$50,001 - $100,000

9-D.	Fidelity Treasury Money Market Fund (FZFXX)	$1,000 or less	Dividend	$15,001 - $50,000	Cash/Market

Transactions	Transaction Type	Transaction Date	Transaction Value
(1).	Buy	May 6, 2025	$50,001 - $100,000
(2).	Sold (part)	Jun 26, 2025	$50,001 - $100,000
(3).	Buy (add'l)	Dec 22, 2025	$15,001 - $50,000
(4).	Sold (part)	Dec 23, 2025	$15,001 - $50,000

9-E.	Advisors Inner Circle Fund III Brown Advisory Flexible (BAFE)		None	$15,001 - $50,000	Cash/Market

Transactions	Transaction Type	Transaction Date	Transaction Value
(1).	Buy	Jun 26, 2025	$15,001 - $50,000

9-F.	iShares Core S&P 500 ETF (IVV)		None	$15,001 - $50,000	Cash/Market

Transactions	Transaction Type	Transaction Date	Transaction Value
(1).	Buy	Dec 23, 2025	$15,001 - $50,000

9-G.	Alphabet Inc CL A (GOOGL)	$1,000 or less	Dividend	$15,001 - $50,000	Cash/Market
9-H.	Apple Inc (AAPL)	$1,001 - $2,500	Dividend,Gain		

Transactions	Transaction Type	Transaction Date	Transaction Value
(1).	Sold	Jun 26, 2025	$15,000 or less

9-I.	Blackstone Group Inc (BX)	$1,000 or less	Dividend	$15,000 or less	Cash/Market
9-J.	Cintas Corp (CTAS)	$1,000 or less	Dividend	$15,001 - $50,000	Cash/Market
9-K.	Microsoft Corp (MSFT)	$1,000 or less	Dividend	$15,000 or less	Cash/Market
9-L.	Nvidia Corp (NVDA)	$1,000 or less	Dividend	$15,001 - $50,000	Cash/Market
9-M.	Transdigm Group (TDG)	$1,001 - $2,500	Gain		

Transactions	Transaction Type	Transaction Date	Transaction Value
(1).	Sold	Jun 26, 2025	$15,001 - $50,000

9-N.	Visa Inc (V)	$1,000 or less	Dividend	$15,001 - $50,000	Cash/Market
9-O.	GS Tax Advantaged Global Equity Portfolio Cl P (GSKPX)	$5,001 - $15,000	Gain		

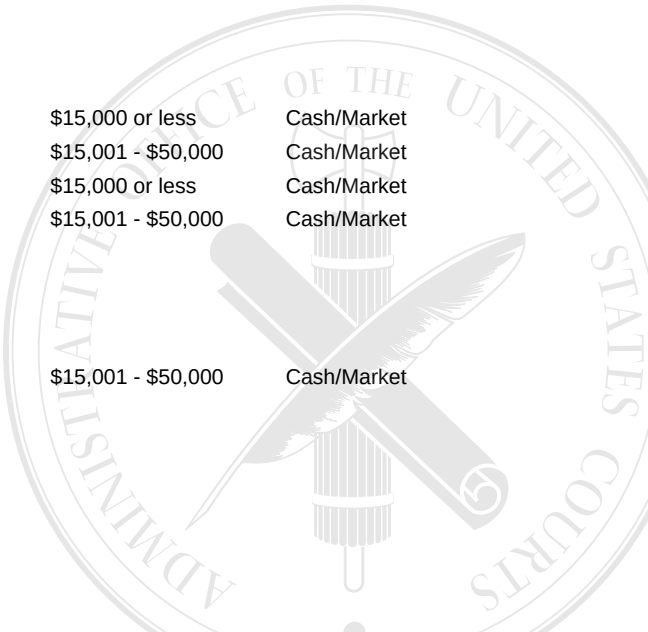

	DESCRIPTION	INCOME AMOUNT	INCOME TYPE	GROSS VALUE	VALUE METHOD
	Transactions **Transaction Type** **Transaction Date** **Transaction Value**				
	(1). Sold Jun 26, 2025 $15,001 - $50,000				
9-P.	Novo Nordisk (NVO)	$1,000 or less	Dividend	$15,000 or less	Cash/Market
10.	**(H) Account #9**				
10-A.	First American Govt Oblig Money Market Fund Cl Z (FGZXX)	$15,001 - $50,000	Dividend	$1,000,001 - $5,000,000	Cash/Market
10-B.	Egerton Investment Partners, LP		None	$5,000,001 - $25,000,000	Book Value
10-C.	Stream Data Center Fund I		None	$100,001 - $250,000	Book Value
11.	**(H) Account #10**				
11-A.	First American Govt Oblig Money Market Fund Cl Z (FGZXX)	$5,001 - $15,000	Dividend	$250,001 - $500,000	Cash/Market
11-B.	Aaon Inc (AAON)	$1,000 or less	Dividend	$100,001 - $250,000	Cash/Market
	Transactions **Transaction Type** **Transaction Date** **Transaction Value**				
	(1). Buy Aug 11, 2025 $50,001 - $100,000				
	(2). Buy (add'l) Sep 19, 2025 $50,001 - $100,000				
	(3). Buy (add'l) Dec 30, 2025 $15,001 - $50,000				
11-C.	AeroVironment Inc (AVAV)	$50,001 - $100,000	Gain	$250,001 - $500,000	Cash/Market
	Transactions **Transaction Type** **Transaction Date** **Transaction Value**				
	(1). Buy (add'l) May 1, 2025 $15,001 - $50,000				
	(2). Sold (part) Jun 26, 2025 $50,001 - $100,000				
	(3). Sold (part) Oct 6, 2025 $15,001 - $50,000				
	(4). Sold (part) Oct 8, 2025 $15,001 - $50,000				
	(5). Sold (part) Oct 9, 2025 $15,001 - $50,000				
	(6). Sold (part) Oct 29, 2025 $15,001 - $50,000				
	(7). Sold (part) Oct 31, 2025 $15,001 - $50,000				
11-D.	Aspen Technology Inc (AZPN)	$15,001 - $50,000	Gain		
	Transactions **Transaction Type** **Transaction Date** **Transaction Value**				
	(1). Sold Feb 6, 2025 $100,001 - $250,000				
11-E.	Azenta Inc (AZTA)		None	$100,001 - $250,000	Cash/Market
	Transactions **Transaction Type** **Transaction Date** **Transaction Value**				
	(1). Buy (add'l) Feb 10, 2025 $15,001 - $50,000				
	(2). Buy (add'l) May 13, 2025 $15,001 - $50,000				
	(3). Buy (add'l) Nov 3, 2025 $15,001 - $50,000				
11-F.	Bio Techne Corp (TECH)	$1,001 - $2,500	Dividend	$100,001 - $250,000	Cash/Market
	Transactions **Transaction Type** **Transaction Date** **Transaction Value**				
	(1). Buy (add'l) Feb 12, 2025 $15,001 - $50,000				
11-G.	Blackbaud Inc (BLKB)	$1,000 or less	Gain		
	Transactions **Transaction Type** **Transaction Date** **Transaction Value**				
	(1). Sold (part) Mar 4, 2025 $15,001 - $50,000				
	(2). Sold (part) Mar 13, 2025 $15,001 - $50,000				
	(3). Sold (part) Apr 4, 2025 $15,000 or less				
	(4). Sold (part) Apr 9, 2025 $15,000 or less				
	(5). Sold (part) Apr 15, 2025 $15,001 - $50,000				
	(6). Sold Apr 16, 2025 $15,000 or less				
11-H.	Cerence Inc (CRNC)	$15,001 - $50,000	Gain	$100,001 - $250,000	Cash/Market



	DESCRIPTION	INCOME AMOUNT	INCOME TYPE	GROSS VALUE	VALUE METHOD
	Transactions **Transaction Type** **Transaction Date** **Transaction Value**				
	(1). Sold (part) Jan 3, 2025 $15,001 - $50,000				
	(2). Sold (part) Jan 6, 2025 $15,001 - $50,000				
	(3). Sold (part) Jan 7, 2025 $15,001 - $50,000				
	(4). Sold (part) Jan 22, 2025 $15,000 or less				
11-I.	Cognex Corp (CGNX)	$1,000 or less	Dividend		
	Transactions **Transaction Type** **Transaction Date** **Transaction Value**				
	(1). Sold (part) Feb 13, 2025 $15,000 or less				
	(2). Sold (part) Mar 4, 2025 $15,000 or less				
	(3). Sold (part) Mar 13, 2025 $15,001 - $50,000				
	(4). Sold (part) Jun 25, 2025 $15,001 - $50,000				
	(5). Sold (part) Jun 26, 2025 $15,000 or less				
	(6). Sold (part) Jun 27, 2025 $15,000 or less				
	(7). Sold Jun 30, 2025 $15,000 or less				
11-J.	Commvault Systems Inc (CVLT)		None	$250,001 - $500,000	Cash/Market
11-K.	Costar Group Inc (CSGP)		None	$100,001 - $250,000	Cash/Market
	Transactions **Transaction Type** **Transaction Date** **Transaction Value**				
	(1). Buy (add'l) Nov 3, 2025 $15,001 - $50,000				
11-L.	Dexcom Inc (DXCM)		None	$100,001 - $250,000	Cash/Market
	Transactions **Transaction Type** **Transaction Date** **Transaction Value**				
	(1). Buy (add'l) Mar 13, 2025 $15,001 - $50,000				
11-M.	Factset Research Systems Inc (FDS)	$1,001 - $2,500	Dividend	$100,001 - $250,000	Cash/Market
	Transactions **Transaction Type** **Transaction Date** **Transaction Value**				
	(1). Sold (part) Nov 21, 2025 $15,001 - $50,000				
11-N.	Fortinet Inc (FTNT)	$100,001 - $1,000,000	Gain	$100,001 - $250,000	Cash/Market
	Transactions **Transaction Type** **Transaction Date** **Transaction Value**				
	(1). Sold (part) Feb 7, 2025 $50,001 - $100,000				
	(2). Sold (part) May 16, 2025 $15,001 - $50,000				
	(3). Sold (part) Sep 19, 2025 $15,001 - $50,000				
11-O.	Gentex Corp Com (GNTX)	$1,001 - $2,500	Dividend		
	Transactions **Transaction Type** **Transaction Date** **Transaction Value**				
	(1). Sold (part) Jun 25, 2025 $15,001 - $50,000				
	(2). Sold (part) Jun 26, 2025 $15,001 - $50,000				
	(3). Sold (part) Jun 27, 2025 $15,001 - $50,000				
	(4). Sold Jun 30, 2025 $15,001 - $50,000				
11-P.	Globus Med Inc (GMED)		None	$100,001 - $250,000	Cash/Market
	Transactions **Transaction Type** **Transaction Date** **Transaction Value**				
	(1). Buy Mar 13, 2025 $50,001 - $100,000				
	(2). Buy (add'l) Apr 4, 2025 $15,001 - $50,000				
	(3). Buy (add'l) Apr 30, 2025 $15,001 - $50,000				
	(4). Buy (add'l) May 9, 2025 $15,001 - $50,000				
	(5). Buy (add'l) Jun 26, 2025 $15,001 - $50,000				
11-Q.	Guidewire Software Inc (GWRE)		None	$250,001 - $500,000	Cash/Market
11-R.	Idexx Labs Inc (IDXX)		None	$250,001 - $500,000	Cash/Market
11-S.	IPG Photonics Corp (IPGP)		None	$100,001 - $250,000	Cash/Market

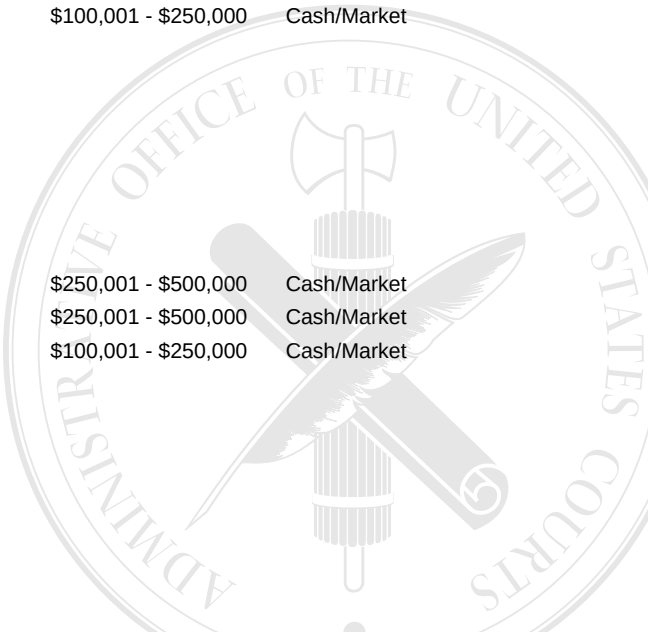

	DESCRIPTION	INCOME AMOUNT	INCOME TYPE	GROSS VALUE	VALUE METHOD
	Transactions **Transaction Type** **Transaction Date** **Transaction Value**				
	(1). Buy Sep 19, 2025 $50,001 - $100,000				
	(2). Buy (add'l) Nov 6, 2025 $15,001 - $50,000				
	(3). Buy (add'l) Nov 21, 2025 $15,001 - $50,000				
11-T.	Jack Henry Associates Inc (JKHY)	$1,001 - $2,500	Dividend	$100,001 - $250,000	Cash/Market
	Transactions **Transaction Type** **Transaction Date** **Transaction Value**				
	(1). Sold (part) Apr 2, 2025 $15,001 - $50,000				
11-U.	Kratos Defense & Security (KTOS)	$100,001 - $1,000,000	Gain	$250,001 - $500,000	Cash/Market
	Transactions **Transaction Type** **Transaction Date** **Transaction Value**				
	(1). Buy (add'l) Feb 19, 2025 $15,001 - $50,000				
	(2). Buy (add'l) May 1, 2025 $15,001 - $50,000				
	(3). Sold (part) Aug 5, 2025 $15,001 - $50,000				
	(4). Sold (part) Sep 19, 2025 $15,001 - $50,000				
	(5). Sold (part) Oct 6, 2025 $15,001 - $50,000				
	(6). Sold (part) Oct 8, 2025 $15,001 - $50,000				
	(7). Sold (part) Oct 9, 2025 $15,001 - $50,000				
	(8). Sold (part) Oct 16, 2025 $15,001 - $50,000				
	(9). Sold (part) Oct 29, 2025 $15,001 - $50,000				
	(10). Sold (part) Oct 31, 2025 $15,001 - $50,000				
	(11). Sold (part) Dec 4, 2025 $15,001 - $50,000				
	(12). Sold (part) Dec 5, 2025 $15,001 - $50,000				
11-V.	Liveramp Holdings Inc (RAMP)		None	$100,001 - $250,000	Cash/Market
	Transactions **Transaction Type** **Transaction Date** **Transaction Value**				
	(1). Buy (add'l) Feb 6, 2025 $15,001 - $50,000				
11-W.	Manhattan Associates Inc (MANH)	$15,001 - $50,000	Gain	$100,001 - $250,000	Cash/Market
	Transactions **Transaction Type** **Transaction Date** **Transaction Value**				
	(1). Sold (part) Jan 21, 2025 $15,001 - $50,000				
	(2). Buy (add'l) Nov 25, 2025 $15,001 - $50,000				
11-X.	Medpace Holdings Inc (MEDP)	$15,001 - $50,000	Gain	$250,001 - $500,000	Cash/Market
	Transactions **Transaction Type** **Transaction Date** **Transaction Value**				
	(1). Sold (part) Jul 22, 2025 $15,001 - $50,000				
	(2). Sold (part) Sep 19, 2025 $15,001 - $50,000				
	(3). Sold (part) Oct 23, 2025 $15,001 - $50,000				
	(4). Sold (part) Oct 24, 2025 $15,001 - $50,000				
	(5). Sold (part) Dec 4, 2025 $15,001 - $50,000				
11-Y.	Morningstar Inc (MORN)	$1,001 - $2,500	Dividend	$100,001 - $250,000	Cash/Market
	Transactions **Transaction Type** **Transaction Date** **Transaction Value**				
	(1). Buy (add'l) Nov 3, 2025 $15,001 - $50,000				
11-Z.	Ncino Inc Com (NCNO)		None	$100,001 - $250,000	Cash/Market
	Transactions **Transaction Type** **Transaction Date** **Transaction Value**				
	(1). Buy (add'l) Feb 4, 2025 $15,001 - $50,000				
	(2). Buy (add'l) Apr 2, 2025 $50,001 - $100,000				
	(3). Buy (add'l) Sep 19, 2025 $15,001 - $50,000				
11-AA.	Neogen Corp (NEOG)		None	$100,001 - $250,000	Cash/Market
	Transactions **Transaction Type** **Transaction Date** **Transaction Value**				
	(1). Buy (add'l) Feb 20, 2025 $15,001 - $50,000				
11-AB.	Paycom Software Inc (PAYC)	$1,000 or less	Dividend		



	DESCRIPTION	INCOME AMOUNT	INCOME TYPE	GROSS VALUE	VALUE METHOD
	Transactions **Transaction Type** **Transaction Date** **Transaction Value**				
	(1). Sold (part) Nov 3, 2025 $15,001 - $50,000				
	(2). Sold Nov 6, 2025 $15,001 - $50,000				
11-AC.	Proto Labs Inc (PRLB)		None	$100,001 - $250,000	Cash/Market
	Transactions **Transaction Type** **Transaction Date** **Transaction Value**				
	(1). Buy Sep 19, 2025 $50,001 - $100,000				
	(2). Buy (add'l) Nov 3, 2025 $15,001 - $50,000				
	(3). Buy (add'l) Nov 21, 2025 $15,001 - $50,000				
11-AD.	Qualys Inc (QLYS)		None	$100,001 - $250,000	Cash/Market
11-AE.	RBC Bearings Inc (RBC)		None	$250,001 - $500,000	Cash/Market
	Transactions **Transaction Type** **Transaction Date** **Transaction Value**				
	(1). Buy (add'l) Apr 4, 2025 $15,001 - $50,000				
11-AF.	Repligen Corp (RGEN)		None	$100,001 - $250,000	Cash/Market
	Transactions **Transaction Type** **Transaction Date** **Transaction Value**				
	(1). Buy (add'l) Jul 14, 2025 $15,001 - $50,000				
11-AG.	Resmed Inc (RMD)	$2,501 - $5,000	Dividend,Gain	$100,001 - $250,000	Cash/Market
	Transactions **Transaction Type** **Transaction Date** **Transaction Value**				
	(1). Sold (part) May 16, 2025 $15,001 - $50,000				
11-AH.	SEI Investments Co (SEIC)	$1,001 - $2,500	Dividend	$100,001 - $250,000	Cash/Market
	Transactions **Transaction Type** **Transaction Date** **Transaction Value**				
	(1). Buy (add'l) Mar 4, 2025 $15,001 - $50,000				
	(2). Buy (add'l) Sep 19, 2025 $15,001 - $50,000				
11-AI.	Sps Commerce Inc (SPSC)		None	$100,001 - $250,000	Cash/Market
	Transactions **Transaction Type** **Transaction Date** **Transaction Value**				
	(1). Buy (add'l) Feb 26, 2025 $15,001 - $50,000				
	(2). Buy (add'l) Apr 4, 2025 $15,001 - $50,000				
	(3). Buy (add'l) Jul 29, 2025 $15,001 - $50,000				
	(4). Buy (add'l) Jul 31, 2025 $15,001 - $50,000				
	(5). Buy (add'l) Aug 5, 2025 $15,001 - $50,000				
	(6). Buy (add'l) Nov 3, 2025 $15,001 - $50,000				
11-AJ.	Staar Surgical Co (STAA)		None	$100,001 - $250,000	Cash/Market
	Transactions **Transaction Type** **Transaction Date** **Transaction Value**				
	(1). Buy (add'l) Feb 18, 2025 $15,000 or less				
	(2). Buy (add'l) Feb 19, 2025 $15,001 - $50,000				
	(3). Buy (add'l) Feb 20, 2025 $15,001 - $50,000				
	(4). Buy (add'l) Feb 21, 2025 $15,001 - $50,000				
	(5). Sold (part) Mar 25, 2025 $15,000 or less				
	(6). Sold (part) Mar 26, 2025 $15,001 - $50,000				
	(7). Sold (part) Mar 27, 2025 $15,001 - $50,000				
	(8). Sold (part) Mar 28, 2025 $15,001 - $50,000				
	(9). Sold (part) Mar 31, 2025 $15,001 - $50,000				
11-AK.	Tradeweb Markets Inc Cl A (TW)	$2,501 - $5,000	Dividend,Gain	$100,001 - $250,000	Cash/Market
	Transactions **Transaction Type** **Transaction Date** **Transaction Value**				
	(1). Sold (part) Apr 4, 2025 $15,000 or less				
11-AL.	Trex Co Inc Com (TREX)		None		

ADMINISTRATIVE OFFICE OF THE UNITED STATES COURTS

	DESCRIPTION	INCOME AMOUNT	INCOME TYPE	GROSS VALUE	VALUE METHOD

Transactions	Transaction Type	Transaction Date	Transaction Value
(1).	Buy (add'l)	Mar 4, 2025	$15,001 - $50,000
(2).	Sold (part)	Nov 21, 2025	$15,000 or less
(3).	Sold (part)	Nov 24, 2025	$15,000 or less
(4).	Sold (part)	Nov 25, 2025	$15,000 or less
(5).	Sold (part)	Nov 26, 2025	$15,000 or less
(6).	Sold (part)	Nov 28, 2025	$15,000 or less
(7).	Sold	Dec 1, 2025	$15,000 or less

11-AM.	Varonis Systems Inc (VRNS)		None	$100,001 - $250,000	Cash/Market

Transactions	Transaction Type	Transaction Date	Transaction Value
(1).	Buy (add'l)	Jan 24, 2025	$15,001 - $50,000
(2).	Buy (add'l)	Feb 4, 2025	$15,001 - $50,000
(3).	Buy (add'l)	Feb 5, 2025	$15,001 - $50,000
(4).	Buy (add'l)	Feb 7, 2025	$15,001 - $50,000
(5).	Buy (add'l)	Aug 5, 2025	$15,001 - $50,000
(6).	Buy (add'l)	Oct 29, 2025	$15,001 - $50,000
(7).	Buy (add'l)	Nov 3, 2025	$15,001 - $50,000

11-AN.	Veeva Systems Inc (VEEV)		None	$100,001 - $250,000	Cash/Market

Transactions	Transaction Type	Transaction Date	Transaction Value
(1).	Buy (add'l)	Nov 25, 2025	$15,001 - $50,000

11-AO.	Cognyte Software Ltd (CGNT)		None	$250,001 - $500,000	Cash/Market
11-AP.	Cyberark Software Ltd (CYBR)	$100,001 - $1,000,000	Gain	$250,001 - $500,000	Cash/Market

Transactions	Transaction Type	Transaction Date	Transaction Value
(1).	Sold (part)	Feb 6, 2025	$50,001 - $100,000
(2).	Sold (part)	Feb 10, 2025	$50,001 - $100,000
(3).	Sold (part)	Feb 13, 2025	$50,001 - $100,000
(4).	Sold (part)	Aug 19, 2025	$15,001 - $50,000
(5).	Sold (part)	Aug 20, 2025	$15,001 - $50,000
(6).	Sold (part)	Aug 21, 2025	$15,001 - $50,000
(7).	Sold (part)	Sep 19, 2025	$15,001 - $50,000

11-AQ.	Kornit Digital Ltd (KRNT)	None	

Transactions	Transaction Type	Transaction Date	Transaction Value
(1).	Sold (part)	Apr 9, 2025	$15,000 or less
(2).	Sold (part)	Apr 10, 2025	$15,000 or less
(3).	Sold (part)	Nov 6, 2025	$15,000 or less
(4).	Sold (part)	Nov 7, 2025	$15,000 or less
(5).	Sold (part)	Nov 10, 2025	$15,000 or less
(6).	Sold (part)	Nov 13, 2025	$15,000 or less
(7).	Sold (part)	Nov 14, 2025	$15,000 or less
(8).	Sold (part)	Nov 17, 2025	$15,000 or less
(9).	Sold (part)	Nov 18, 2025	$15,000 or less
(10).	Sold (part)	Nov 19, 2025	$15,000 or less
(11).	Sold	Nov 20, 2025	$15,000 or less

11-AR.	Nice Ltd (NICE)		None	$100,001 - $250,000	Cash/Market

Transactions	Transaction Type	Transaction Date	Transaction Value
(1).	Sold (part)	Apr 24, 2025	$50,001 - $100,000

11-AS.	Novanta Inc (NOVT)		None	$100,001 - $250,000	Cash/Market

ADMINISTRATIVE OFFICE OF THE UNITED STATES COURTS

	DESCRIPTION	INCOME AMOUNT	INCOME TYPE	GROSS VALUE	VALUE METHOD
	Transactions **Transaction Type** **Transaction Date** **Transaction Value**				
	(1). Buy Sep 19, 2025 $100,001 - $250,000				
	(2). Buy (add'l) Nov 6, 2025 $15,001 - $50,000				
	(3). Buy (add'l) Nov 21, 2025 $15,001 - $50,000				
12.	**(H) Account #11**				
12-A.	Blueprint Baltimore Opportunity Zone Fund LLLP		None	$1,000,001 - $5,000,000	Cash/Market
12-B.	Blueprint Texas Opportunity Zone Fund LLLP		None	$1,000,001 - $5,000,000	Cash/Market
13.	**(H) Account #12**				
13-A.	First American Govt Oblig Money Market Fund Cl Z (FGZXX)	$5,001 - $15,000	Dividend	$100,001 - $250,000	Cash/Market
13-B.	NY St Dorm Auth Pers Inc Tax Gen Purp 2019 D 2/15/26 Muni Bond	$5,001 - $15,000	Interest,Gain		
	Transactions **Transaction Type** **Transaction Date** **Transaction Value**				
	(1). Sold Feb 26, 2025 $250,001 - $500,000				
13-C.	Springfield IL Elec Rev Ref Senior Lien 3/1/26 Municipal Bond	$2,501 - $5,000	Interest		
	Additional Explanation: Redeemed.				
13-D.	Philadelphia PA GO Ref Bds 2015A 8/1/26 Municipal Bond	$2,501 - $5,000	Interest		
	Additional Explanation: Redeemed.				
13-E.	Philadelphia PA Gas Wks Rev Ref 8/1/29 Municipal Bond	$5,001 - $15,000	Interest		
	Transactions **Transaction Type** **Transaction Date** **Transaction Value**				
	(1). Sold Jun 13, 2025 $100,001 - $250,000				
13-F.	Tobacco Settlement Fing Corp NJ Ref Ser A 6/1/29 Municipal Bond	$5,001 - $15,000	Interest	$100,001 - $250,000	Cash/Market
13-G.	MD St Health Higher Ed Facs Auth Broadmead 7/1/30 Muni Bond	$2,501 - $5,000	Interest	$50,001 - $100,000	Cash/Market
13-H.	MD St Community Dev Admin Dept Hsg Dev Ser C 9/1/31 Muni Bond	$5,001 - $15,000	Interest	$100,001 - $250,000	Cash/Market
13-I.	LA CA Dept Airpts Rev Intl 2019 D 5/15/32 Municipal Bond	$5,001 - $15,000	Interest	$100,001 - $250,000	Cash/Market
13-J.	NYC Transitional Fin Auth Rev Future Tax 11/1/33 Municipal Bond	$5,001 - $15,000	Interest	$250,001 - $500,000	Cash/Market
	Transactions **Transaction Type** **Transaction Date** **Transaction Value**				
	(1). Buy Aug 12, 2025 $250,001 - $500,000				
13-K.	NY St Dorm Auth Revs Nonst Supported Debt 2024A 5/1/34 Muni Bd	$5,001 - $15,000	Interest	$250,001 - $500,000	Cash/Market
	Transactions **Transaction Type** **Transaction Date** **Transaction Value**				
	(1). Sold Apr 16, 2025 $250,001 - $500,000				
	(2). Buy Nov 18, 2025 $250,001 - $500,000				
13-L.	Mobile AL Indl Dev Board Pollution Ctl Rev 2007C 6/1/34 Muni Bd	$5,001 - $15,000	Interest	$250,001 - $500,000	Cash/Market
13-M.	Port Auth NY NJ Consolidated Bds 223 7/15/34 Municipal Bond	$5,001 - $15,000	Interest	$250,001 - $500,000	Cash/Market
13-N.	Port Auth NY NJ Consolidated Bds AMT 11/15/35 Municipal Bond	$15,001 - $50,000	Interest	$250,001 - $500,000	Cash/Market

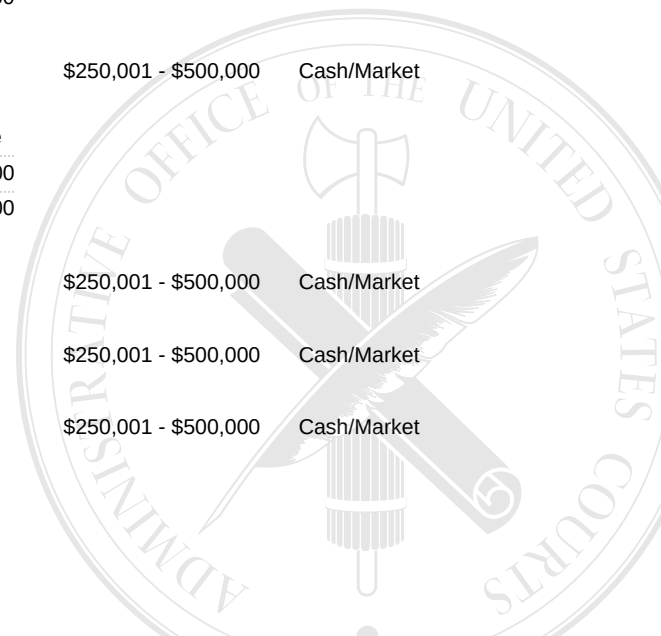

	DESCRIPTION	INCOME AMOUNT	INCOME TYPE	GROSS VALUE	VALUE METHOD
13-O.	Triborough Bridge Tunnel Auth NY Revs Gen B 11/15/35 Muni Bond	$15,001 - $50,000	Interest,Gain		
	Transactions **Transaction Type** **Transaction Date** **Transaction Value**				
	(1). Sold Oct 24, 2025 $250,001 - $500,000				
13-P.	University of Toledo OH Var Ser B 6/1/36 Municipal Bond	$15,001 - $50,000	Interest	$250,001 - $500,000	Cash/Market
13-Q.	Massachusetts St Dev Fin Agy 2016I 7/1/36 Municipal Bond	$5,001 - $15,000	Interest	$250,001 - $500,000	Cash/Market
13-R.	NYC Transitional Fin Auth Bldg Aid 2019S 7/15/36 Municipal Bond	$15,001 - $50,000	Interest		
	Transactions **Transaction Type** **Transaction Date** **Transaction Value**				
	(1). Sold Sep 5, 2025 $250,001 - $500,000				
13-S.	Denver City County CO Arpt Rev Sub Sys Ser A 12/1/36 Muni Bond	$15,001 - $50,000	Interest	$250,001 - $500,000	Cash/Market
13-T.	Sales Tax Securitization Corp IL Ref Ser A 1/1/37 Muni Bond	$5,001 - $15,000	Interest	$250,001 - $500,000	Cash/Market
13-U.	NYC Indl Dev Agy Rev Pilot 2020A 3/1/37 Muni Bond	$5,001 - $15,000	Interest	$250,001 - $500,000	Cash/Market
13-V.	Triborough Bridge & Tunnel Auth NY 2008B 11/15/37 Muni Bond	$15,001 - $50,000	Interest		
	Additional Explanation: Redeemed.				
13-W.	MN St Paul Metarpts Common Arpt Rev 2024B 1/1/38 Muni Bond	$5,001 - $15,000	Interest	$250,001 - $500,000	Cash/Market
13-X.	San Francisco CA City County Arpt 2nd Ser 2023A 5/1/38 Muni Bd	$15,001 - $50,000	Interest	$250,001 - $500,000	Cash/Market
13-Y.	Buckeye OH Tobacco Settlement Fin Auth Ser A 6/1/38 Muni Bond	$5,001 - $15,000	Interest	$100,001 - $250,000	Cash/Market
	Transactions **Transaction Type** **Transaction Date** **Transaction Value**				
	(1). Buy Apr 15, 2025 $100,001 - $250,000				
13-Z.	Newport News VA Econ Dev Auth Rsdl Care 12/1/38 Muni Bond	$5,001 - $15,000	Interest	$100,001 - $250,000	Cash/Market
13-AA.	Buckeye OH Tobacco Settlement Auth Sr Ser A Cl 1 6/1/39 Muni Bd	$2,501 - $5,000	Interest		
	Transactions **Transaction Type** **Transaction Date** **Transaction Value**				
	(1). Sold Apr 15, 2025 $100,001 - $250,000				
13-AB.	NJ Economic Dev Auth Rev Sch Facs Constr 2021Q 6/15/39 Muni Bond	$5,001 - $15,000	Interest	$250,001 - $500,000	Cash/Market
13-AC.	NYC Transitional Fin Auth Future Tax Secd Sub 5/1/40 Muni Bond	$15,001 - $50,000	Interest,Gain	$250,001 - $500,000	Cash/Market
	Transactions **Transaction Type** **Transaction Date** **Transaction Value**				
	(1). Sold (part) Dec 4, 2025 $100,001 - $250,000				
13-AD.	Metro Wash DC Arpts Auth Sys Rev 2019A 10/1/40 Muni Bond	$5,001 - $15,000	Interest	$250,001 - $500,000	Cash/Market
13-AE.	New York St Dorm Auth Pers Inc Tx 2025A 3/15/41 Municipal Bond	$5,001 - $15,000	Interest	$250,001 - $500,000	Cash/Market
	Transactions **Transaction Type** **Transaction Date** **Transaction Value**				
	(1). Buy Apr 2, 2025 $250,001 - $500,000				
13-AF.	NYC Transitional Fin Auth Rev Future Tax Sec 11/1/42 Muni Bond	$5,001 - $15,000	Interest	$250,001 - $500,000	Cash/Market

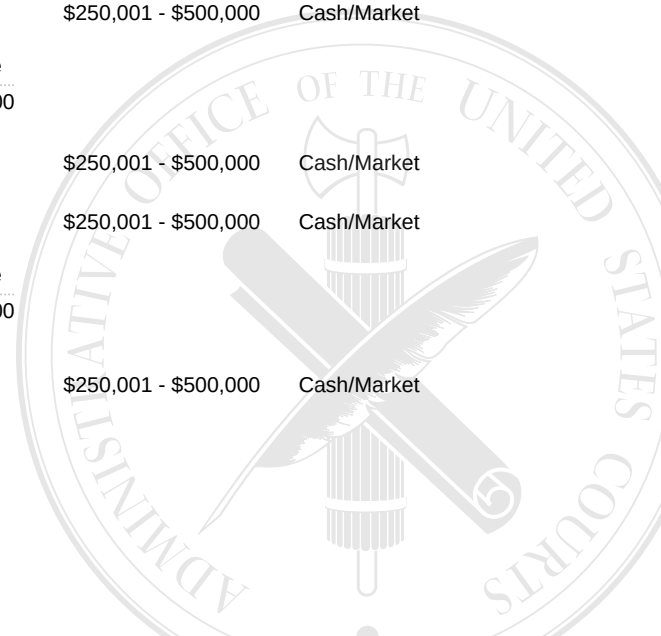

	DESCRIPTION	INCOME AMOUNT	INCOME TYPE	GROSS VALUE	VALUE METHOD
	Transactions **Transaction Type** **Transaction Date** **Transaction Value**				
	(1). Sold (part) Jul 24, 2025 $100,001 - $250,000				
13-AG.	Palm Beach County FL Health Facs 2020B 11/15/42 Municipal Bond	$5,001 - $15,000	Interest	$100,001 - $250,000	Cash/Market
13-AH.	Triborough Bridge & Tunnel Auth NY 11/15/42 Municipal Bond	$2,501 - $5,000	Interest	$250,001 - $500,000	Cash/Market
	Transactions **Transaction Type** **Transaction Date** **Transaction Value**				
	(1). Buy Sep 4, 2025 $250,001 - $500,000				
13-AI.	Kentucky St Ppty Bldgs Commn Rev 9/1/43 Municipal Bond		None	$250,001 - $500,000	Cash/Market
	Transactions **Transaction Type** **Transaction Date** **Transaction Value**				
	(1). Buy Oct 23, 2025 $250,001 - $500,000				
13-AJ.	NY Fiscal 2018 Subser B5 10/1/46 Municipal Bond	$2,501 - $5,000	Interest	$50,001 - $100,000	Cash/Market
13-AK.	NY Liberty Dev Corp Rev 2022A 9/15/50 Municipal Bond	$5,001 - $15,000	Interest	$100,001 - $250,000	Cash/Market
13-AL.	Patriots Energy Grp SC Agy Gas Supply Rev 2/1/54 Municipal Bond	$15,001 - $50,000	Interest	$250,001 - $500,000	Cash/Market
13-AM.	CA Comm Choice Fin Auth Clean Energy 2025B 3/1/56 Muni Bond	$5,001 - $15,000	Interest	$250,001 - $500,000	Cash/Market
	Transactions **Transaction Type** **Transaction Date** **Transaction Value**				
	(1). Buy Jun 11, 2025 $250,001 - $500,000				
13-AN.	NY Energy Fin Dev Corp Supply Rev 7/1/56 Municipal Bond		None	$100,001 - $250,000	Cash/Market
	Transactions **Transaction Type** **Transaction Date** **Transaction Value**				
	(1). Buy Dec 3, 2025 $100,001 - $250,000				
13-AO.	New York St Hsg Fin Agy 2023B 11/1/62 Municipal Bond	$5,001 - $15,000	Interest	$250,001 - $500,000	Cash/Market
13-AP.	South Carolina St Pub Svcs Auth Rev Impt Ob 2025 12/1/39 Muni Bd	$1,001 - $2,500	Interest		
	Transactions **Transaction Type** **Transaction Date** **Transaction Value**				
	(1). Buy Mar 11, 2025 $250,001 - $500,000				
	(2). Sold Apr 3, 2025 $250,001 - $500,000				
13-AQ.	Illinois St Sales Tax Rev Jr Oblig Build Feb 6/15/37 Muni Bond	$5,001 - $15,000	Interest		
	Transactions **Transaction Type** **Transaction Date** **Transaction Value**				
	(1). Sold Mar 20, 2025 $250,001 - $500,000				
14.	**(H) Account #13**				
14-A.	Goldman Sachs Bank (cash)	$15,001 - $50,000	Interest	$1,000,001 - $5,000,000	Cash/Market
14-B.	Alphabet Inc Cl A (GOOGL)	$5,001 - $15,000	Dividend	$1,000,001 - $5,000,000	Cash/Market
14-C.	Amazon.com Inc (AMZN)		None	$1,000,001 - $5,000,000	Cash/Market
14-D.	Apple Inc (AAPL)	$50,001 - $100,000	Dividend,Gain		
	Transactions **Transaction Type** **Transaction Date** **Transaction Value**				
	(1). Sold Jul 11, 2025 $500,001 - $1,000,000				
14-E.	Berkshire Hathaway (BRKB)		None	$1,000,001 - $5,000,000	Cash/Market
14-F.	Blackstone Group Inc (BX)	$15,001 - $50,000	Dividend	$1,000,001 - $5,000,000	Cash/Market
14-G.	Cava Group (CAVA)	$50,001 - $100,000	Gain		

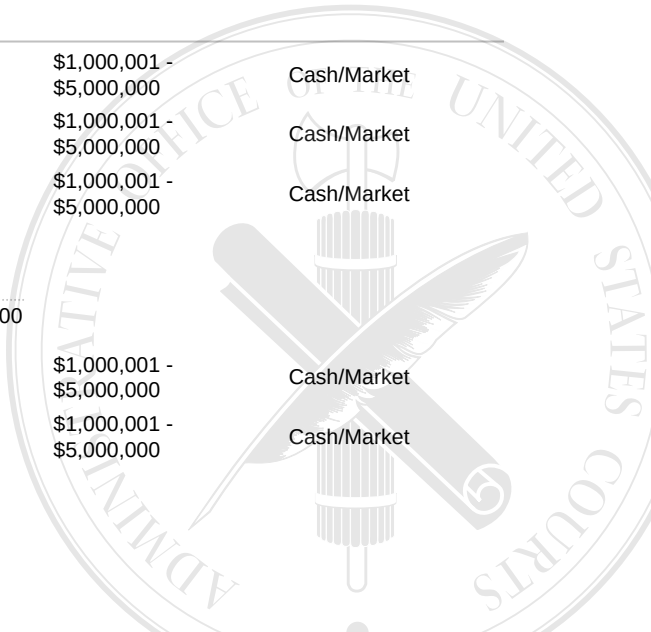

	DESCRIPTION	INCOME AMOUNT	INCOME TYPE	GROSS VALUE	VALUE METHOD
	Transactions **Transaction Type** **Transaction Date** **Transaction Value**				
	(1). Sold Jul 11, 2025 $250,001 - $500,000				
14-H.	Cintas Corp (CTAS)	$2,501 - $5,000	Dividend	$250,001 - $500,000	Cash/Market
14-I.	Costco Wholesale Corp (COST)	$2,501 - $5,000	Dividend	$500,001 - $1,000,000	Cash/Market
14-J.	Elutia Inc (ELUT)		None	$50,001 - $100,000	Cash/Market
14-K.	GE Aerospace (GE)	$1,001 - $2,500	Dividend	$250,001 - $500,000	Cash/Market
14-L.	GE Vernova (GEV)	$1,001 - $2,500	Dividend	$500,001 - $1,000,000	Cash/Market
14-M.	Intuit Inc (INTU)	$2,501 - $5,000	Dividend	$500,001 - $1,000,000	Cash/Market
14-N.	Johnson & Johnson (JNJ)	$15,001 - $50,000	Dividend	$500,001 - $1,000,000	Cash/Market
14-O.	Microsoft Corp (MSFT)	$15,001 - $50,000	Dividend	$1,000,001 - $5,000,000	Cash/Market
14-P.	Nvidia Corp (NVDA)	$1,000 or less	Dividend	$1,000,001 - $5,000,000	Cash/Market
14-Q.	O'Reilly Automotive Inc (ORLY)		None	$500,001 - $1,000,000	Cash/Market
14-R.	Transdigm Group (TDG)	$50,001 - $100,000	Dividend	$1,000,001 - $5,000,000	Cash/Market
14-S.	Visa Inc (V)	$5,001 - $15,000	Dividend	$500,001 - $1,000,000	Cash/Market
14-T.	The Home Depot Inc (HD)	$15,001 - $50,000	Dividend	$500,001 - $1,000,000	Cash/Market
14-U.	Exchange Place: All Cap LP	$1,001 - $2,500	Dividend	$5,000,001 - $25,000,000	Cash/Market

15. **(H) Account #14**

Additional Explanation: Each put holding represents an independent contract creating the right, but not the obligation, to make future sales of the underlying asset. Purchases or sales of individual puts can be used to either open or close contracts; they do not generate income. Options devalue based upon market conditions and expiration dates, therefore they routinely do not have value at the end of a reporting period; this occurs without any type of reportable transaction.

15-A.	Goldman Sachs Bank (cash)	$1,001 - $2,500	Interest	$50,001 - $100,000	Cash/Market
15-B.	PUT XSP $560 EXP 3/21/25		None		

Additional Explanation: This asset did not have a reportable value at the end of the reporting period without a corresponding reportable transaction.

Transactions	Transaction Type	Transaction Date	Transaction Value
(1).	Buy	Jan 3, 2025	$15,000 or less

15-C. PUT XSP $575 EXP 3/14/25 — None

Transactions	Transaction Type	Transaction Date	Transaction Value
(1).	Sold	Mar 14, 2025	$15,000 or less

15-D. PUT XSP $580 EXP 3/28/25 — None

Transactions	Transaction Type	Transaction Date	Transaction Value
(1).	Sold	Mar 26, 2025	$15,000 or less

15-E. PUT EXP $581 EXP 4/4/25 — None

Transactions	Transaction Type	Transaction Date	Transaction Value
(1).	Sold	Apr 3, 2025	$15,000 or less

15-F. PUT XSP $587 EXP 4/11/25 — None

Transactions	Transaction Type	Transaction Date	Transaction Value
(1).	Sold	Apr 9, 2025	$15,000 or less

15-G. PUT XSP $555 EXP 4/17/25 — None

Transactions	Transaction Type	Transaction Date	Transaction Value
(1).	Sold	Apr 16, 2025	$15,000 or less

15-H. PUT XSP $590 EXP 4/17/25 — None

Transactions	Transaction Type	Transaction Date	Transaction Value
(1).	Sold	Apr 14, 2025	$15,000 or less

15-I. PUT XSP $550 EXP 4/30/25 — None

Transactions	Transaction Type	Transaction Date	Transaction Value
(1).	Buy	Feb 28, 2025	$15,000 or less
(2).	Sold	Apr 23, 2025	$15,000 or less

	DESCRIPTION	INCOME AMOUNT	INCOME TYPE	GROSS VALUE	VALUE METHOD
15-J.	PUT XSP $515 EXP 7/18/25		None		

Additional Explanation: This asset did not have a reportable value at the end of the reporting period without a corresponding reportable transaction.

Transactions	Transaction Type	Transaction Date	Transaction Value
(1).	Buy	Apr 14, 2025	$15,000 or less

15-K. PUT XSP $517 EXP 7/18/25 — None

Additional Explanation: This asset did not have a reportable value at the end of the reporting period without a corresponding reportable transaction.

Transactions	Transaction Type	Transaction Date	Transaction Value
(1).	Buy	Apr 3, 2025	$15,000 or less

15-L. PUT XSP $510 EXP 7/31/25 — None

Additional Explanation: This asset did not have a reportable value at the end of the reporting period without a corresponding reportable transaction.

Transactions	Transaction Type	Transaction Date	Transaction Value
(1).	Buy	Apr 14, 2025	$15,000 or less

15-M. PUT XSP $530 EXP 6/6/25 — None

Additional Explanation: This asset did not have a reportable value at the end of the reporting period without a corresponding reportable transaction.

Transactions	Transaction Type	Transaction Date	Transaction Value
(1).	Buy	May 1, 2025	$15,000 or less

15-N. PUT XSP $550 EXP 6/20/25 — None

Additional Explanation: This asset did not have a reportable value at the end of the reporting period without a corresponding reportable transaction.

Transactions	Transaction Type	Transaction Date	Transaction Value
(1).	Buy	Mar 26, 2025	$15,000 or less

15-O. PUT XSP $460 EXP 6/30/25 — None

Additional Explanation: This asset did not have a reportable value at the end of the reporting period without a corresponding reportable transaction.

Transactions	Transaction Type	Transaction Date	Transaction Value
(1).	Buy	Apr 9, 2025	$15,000 or less

15-P. PUT XSP $506 EXP 6/30/25 — None

Additional Explanation: This asset did not have a reportable value at the end of the reporting period without a corresponding reportable transaction.

Transactions	Transaction Type	Transaction Date	Transaction Value
(1).	Buy	Apr 16, 2025	$15,000 or less

15-Q. PUT XSP $555 EXP 7/11/25 — None

Additional Explanation: This asset did not have a reportable value at the end of the reporting period without a corresponding reportable transaction.

Transactions	Transaction Type	Transaction Date	Transaction Value
(1).	Buy	May 13, 2025	$15,000 or less

15-R. PUT XSP $575 EXP 7/25/25 — None

Additional Explanation: This asset did not have a reportable value at the end of the reporting period without a corresponding reportable transaction.

Transactions	Transaction Type	Transaction Date	Transaction Value
(1).	Buy	Jun 9, 2025	$15,000 or less

15-S. PUT XSP $505 EXP 8/15/25 — None

Additional Explanation: This asset did not have a reportable value at the end of the reporting period without a corresponding reportable transaction.

Transactions	Transaction Type	Transaction Date	Transaction Value
(1).	Buy	Apr 23, 2025	$15,000 or less

15-T. PUT XSP $575 EXP 8/29/25 — None

Additional Explanation: This asset did not have a reportable value at the end of the reporting period without a corresponding reportable transaction.

Transactions	Transaction Type	Transaction Date	Transaction Value
(1).	Buy	Jun 24, 2025	$15,000 or less

15-U. PUT XSP $600 EXP 9/30/25 — None

Additional Explanation: This asset did not have a reportable value at the end of the reporting period without a corresponding reportable transaction.

Transactions	Transaction Type	Transaction Date	Transaction Value
(1).	Buy	Jul 22, 2025	$15,000 or less

15-V. PUT XSP $610 EXP 10/17/25 — None

Additional Explanation: This asset did not have a reportable value at the end of the reporting period without a corresponding reportable transaction.

	DESCRIPTION	INCOME AMOUNT	INCOME TYPE	GROSS VALUE	VALUE METHOD

Transactions	Transaction Type	Transaction Date	Transaction Value
(1).	Buy	Jul 28, 2025	$15,000 or less

15-W. PUT XSP $585 EXP 10/17/25 — None

Additional Explanation: This asset did not have a reportable value at the end of the reporting period without a corresponding reportable transaction.

Transactions	Transaction Type	Transaction Date	Transaction Value
(1).	Buy	Aug 5, 2025	$15,000 or less

15-X. PUT XSP $630 EXP 11/14/25 — None

Additional Explanation: This asset did not have a reportable value at the end of the reporting period without a corresponding reportable transaction.

Transactions	Transaction Type	Transaction Date	Transaction Value
(1).	Buy	Sep 24, 2025	$15,000 or less

15-Y. PUT XSP $629 EXP 12/19/25 — None

Additional Explanation: This asset did not have a reportable value at the end of the reporting period without a corresponding reportable transaction.

Transactions	Transaction Type	Transaction Date	Transaction Value
(1).	Buy	Oct 1, 2025	$15,000 or less

15-Z. PUT XSP $640 EXP 12/5/25 — None

Additional Explanation: This asset did not have a reportable value at the end of the reporting period without a corresponding reportable transaction.

Transactions	Transaction Type	Transaction Date	Transaction Value
(1).	Buy	Oct 8, 2025	$15,000 or less

15-AA. PUT XSP $635 EXP 12/12/25 — None

Additional Explanation: This asset did not have a reportable value at the end of the reporting period without a corresponding reportable transaction.

Transactions	Transaction Type	Transaction Date	Transaction Value
(1).	Buy	Oct 15, 2025	$15,000 or less

15-AB. PUT XSP $655 EXP 2/20/26 — None — $15,000 or less — Cash/Market

Additional Explanation: This asset did not have a reportable value at the end of the reporting period without a corresponding reportable transaction.

Transactions	Transaction Type	Transaction Date	Transaction Value
(1).	Buy	Dec 5, 2025	$15,000 or less

15-AC. PUT XSP EXP $635 1/30/26 — None

Additional Explanation: This asset did not have a reportable value at the end of the reporting period without a corresponding reportable transaction.

Transactions	Transaction Type	Transaction Date	Transaction Value
(1).	Buy	Nov 4, 2025	$15,000 or less

15-AD. PUT XSP $650 EXP 1/16/26 — None

Additional Explanation: This asset did not have a reportable value at the end of the reporting period without a corresponding reportable transaction.

Transactions	Transaction Type	Transaction Date	Transaction Value
(1).	Buy	Nov 11, 2025	$15,000 or less

16. **(H) Account #15**

16-A. Western Asset Instl Govt Money Market Fund (INGXX) — $5,001 - $15,000 — Dividend — $500,001 - $1,000,000 — Cash/Market

16-B. NY St Urban Dev Corp Rev 3/15/34 Municipal Bond — $5,001 - $15,000 — Interest — $250,001 - $500,000 — Cash/Market

16-C. NYC Transitional Fin 5/1/26 Municipal Bond — $5,001 - $15,000 — Interest,Gain — $100,001 - $250,000 — Cash/Market

Transactions	Transaction Type	Transaction Date	Transaction Value
(1).	Sold (part)	Jun 30, 2025	$15,000 or less

16-D. Lansing MI Sch Dist GO Ultd Tax Sch Bldg 2016I 5/1/37 Muni Bond — $15,001 - $50,000 — Interest — $250,001 - $500,000 — Cash/Market

16-E. NJ St Transn Tr Fd 6/15/31 Municipal Bond — $5,001 - $15,000 — Interest — $100,001 - $250,000 — Cash/Market

16-F. Fillmore NY Cent Sch Dist 6/26/26 Municipal Bond — None — $100,001 - $250,000 — Cash/Market

Transactions	Transaction Type	Transaction Date	Transaction Value
(1).	Buy	Jun 18, 2025	$100,001 - $250,000



	DESCRIPTION	INCOME AMOUNT	INCOME TYPE	GROSS VALUE	VALUE METHOD
16-G.	NY St Dorm Auth Revs Non 7/1/29 Municipal Bond	$5,001 - $15,000	Interest	$100,001 - $250,000	Cash/Market
16-H.	NY St Dorm Auth Revs Non 10/1/28 Municipal Bond	$5,001 - $15,000	Interest	$100,001 - $250,000	Cash/Market
16-I.	Triborough Bridge & Tunnel Auth N 3/15/27 Municipal Bond	$5,001 - $15,000	Interest	$250,001 - $500,000	Cash/Market
16-J.	Triborough Bridge & Tunnel Auth N 11/15/35 Municipal Bond	$5,001 - $15,000	Interest	$250,001 - $500,000	Cash/Market
16-K.	Salt Lake City UT Arpt Rev Ser B 7/1/42 Municipal Bond	$5,001 - $15,000	Interest	$250,001 - $500,000	Cash/Market
16-L.	IL St GO Bonds 2017C 11/1/29 Municipal Bond	$5,001 - $15,000	Interest	$100,001 - $250,000	Cash/Market
16-M.	Triborough Bridge & Tunnel Auth N 11/15/27 Municipal Bond	$5,001 - $15,000	Interest	$100,001 - $250,000	Cash/Market
16-N.	Met Trans Auth NY Ded Tax Fd Clim Cert Green 11/15/33 Muni Bond	$5,001 - $15,000	Interest	$250,001 - $500,000	Cash/Market
16-O.	Metropolitan Transn Auth NY 11/15/30 Municipal Bond	$5,001 - $15,000	Interest	$100,001 - $250,000	Cash/Market
16-P.	NYC Transitional Fin Auth Bldg Aid 2018 7/15/33 Muni Bond	$5,001 - $15,000	Interest	$250,001 - $500,000	Cash/Market
16-Q.	NY St Dorm Auth Pers 3/15/29 Municipal Bond	$5,001 - $15,000	Interest	$250,001 - $500,000	Cash/Market
16-R.	NY St Dorm Auth St Personal Income 2019 Ser A 3/15/36 Muni Bond	$5,001 - $15,000	Interest	$250,001 - $500,000	Cash/Market
16-S.	New York St Housing Fin Agy Rev 5/1/56 Municipal Bond		None	$250,001 - $500,000	Cash/Market

Transactions	Transaction Type	Transaction Date	Transaction Value
(1).	Buy	Dec 2, 2025	$250,001 - $500,000

16-T.	Philadelphia PA Gas Wks Rev 8/1/29 Municipal Bond	$5,001 - $15,000	Interest	$250,001 - $500,000	Cash/Market
16-U.	Colorado Health Facs Auth 12/1/29 Municipal Bond	$5,001 - $15,000	Interest	$100,001 - $250,000	Cash/Market
16-V.	Central Plains Energy Proj Nebraska 8/1/55 Municipal Bond		None	$100,001 - $250,000	Cash/Market

Transactions	Transaction Type	Transaction Date	Transaction Value
(1).	Buy	Jun 11, 2025	$100,001 - $250,000

16-W.	Hoke County NC Ltd Oblig Bds 2021 6/1/39 Muni Bond	$5,001 - $15,000	Interest	$250,001 - $500,000	Cash/Market
16-X.	Main Str Nat Gas Inc GA 5/1/54 Municipal Bond	$5,001 - $15,000	Interest	$250,001 - $500,000	Cash/Market
16-Y.	Kentucky Pub Energy Auth Gas Supp Rev 2024B 1/1/55 Muni Bond	$15,001 - $50,000	Interest	$250,001 - $500,000	Cash/Market
16-Z.	NYC Mun Water Fin Auth 6/15/39 Municipal Bond	$5,001 - $15,000	Interest	$100,001 - $250,000	Cash/Market

Transactions	Transaction Type	Transaction Date	Transaction Value
(1).	Buy	May 15, 2025	$100,001 - $250,000

16-AA.	NY Dorm Auth Rev Nonst Supported Debt Sch Dist 10/1/37 Muni Bond	$15,001 - $50,000	Interest	$250,001 - $500,000	Cash/Market
16-AB.	Port Auth NY & NJ Consolidated 7/15/33 Municipal Bond	$2,501 - $5,000	Interest	$100,001 - $250,000	Cash/Market
16-AC.	NYC GO 2023 Sub 8/1/37 Municipal Bond	$2,501 - $5,000	Interest	$100,001 - $250,000	Cash/Market

Transactions	Transaction Type	Transaction Date	Transaction Value
(1).	Buy	Dec 24, 2025	$100,001 - $250,000

16-AD.	NYC Transitional Fin Auth 5/1/38 Municipal Bond	$1,000 or less	Interest	$100,001 - $250,000	Cash/Market

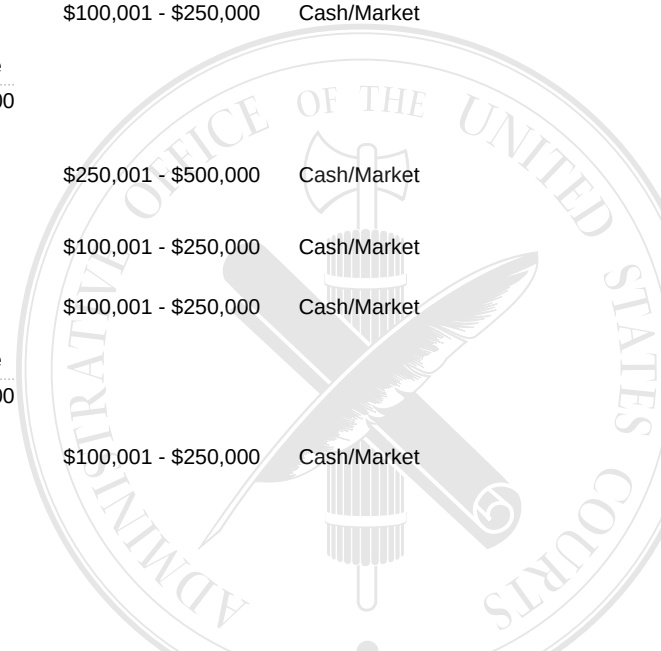

	DESCRIPTION	INCOME AMOUNT	INCOME TYPE	GROSS VALUE	VALUE METHOD
	Transactions **Transaction Type** **Transaction Date** **Transaction Value**				
	(1). Buy Nov 20, 2025 $100,001 - $250,000				
16-AE.	NY St Twy Auth Gen Rev 1/1/37 Municipal Bond	$5,001 - $15,000	Interest	$250,001 - $500,000	Cash/Market
16-AF.	NY GO Bds Fiscal 3/1/38 Municipal Bond	$5,001 - $15,000	Interest	$250,001 - $500,000	Cash/Market
16-AG.	Nassau County NY GO Impt Bds 2024A 4/1/39 Municipal Bond	$5,001 - $15,000	Interest	$100,001 - $250,000	Cash/Market
16-AH.	New York St Dorm Auth 5/1/34 Municipal Bond	$5,001 - $15,000	Interest	$100,001 - $250,000	Cash/Market
16-AI.	New York St Dorm Auth Revs Non 5/1/35 Municipal Bond	$5,001 - $15,000	Interest	$250,001 - $500,000	Cash/Market
	Transactions **Transaction Type** **Transaction Date** **Transaction Value**				
	(1). Buy Apr 16, 2025 $250,001 - $500,000				
16-AJ.	Triborough Bridge & Tunnel Auth N 5/15/38 Municipal Bond	$5,001 - $15,000	Interest	$100,001 - $250,000	Cash/Market
16-AK.	NY St Environmental Facs 6/15/36 Municipal Bond	$5,001 - $15,000	Interest	$100,001 - $250,000	Cash/Market
16-AL.	Metropolitan Transn Auth NY 11/15/39 Municipal Bond	$5,001 - $15,000	Interest	$100,001 - $250,000	Cash/Market
	Transactions **Transaction Type** **Transaction Date** **Transaction Value**				
	(1). Buy Mar 19, 2025 $100,001 - $250,000				
16-AM.	IL St Sales Tax Rev Jr Oblig Build Feb 6/15/39 Municipal Bond	$5,001 - $15,000	Interest	$250,001 - $500,000	Cash/Market
	Transactions **Transaction Type** **Transaction Date** **Transaction Value**				
	(1). Buy Mar 20, 2025 $250,001 - $500,000				
16-AN.	New York St Dorm Auth Sales Tax 3/15/40 Municipal Bond		None	$500,001 - $1,000,000	Cash/Market
	Transactions **Transaction Type** **Transaction Date** **Transaction Value**				
	(1). Buy Oct 16, 2025 $500,001 - $1,000,000				
16-AO.	Metropolitan Transn Auth NY Rev Bds 2017 B 11/15/25 Muni Bond	$15,001 - $50,000	Interest		
	Additional Explanation: Matured.				
16-AP.	NJ St Transn Tr Fd Auth Cap Apprec Sys Ser A 12/15/25 Muni Bond		None		
	Additional Explanation: Matured.				
16-AQ.	North Hempstead NY GO Bd 3/21/25 Municipal Bond	$5,001 - $15,000	Interest		
	Additional Explanation: Matured.				
16-AR.	NYC Transitional Fin Auth Rev Subser F3 2/1/31 Municipal Bond	$15,001 - $50,000	Interest		
	Transactions **Transaction Type** **Transaction Date** **Transaction Value**				
	(1). Sold Oct 20, 2025 $250,001 - $500,000				
16-AS.	Utility Debt Securitization Auth NY Restruc 12/15/32 Muni Bond	$15,001 - $50,000	Interest		
	Transactions **Transaction Type** **Transaction Date** **Transaction Value**				
	(1). Sold Oct 20, 2025 $250,001 - $500,000				
16-AT.	Lancaster NY Cent Sch Dist Bd 6/6/25 Municipal Bond	$5,001 - $15,000	Interest		
	Additional Explanation: Matured.				
16-AU.	NY St Twy Auth Gen Rev 1/1/27 Municipal Bond	$5,001 - $15,000	Interest		
	Transactions **Transaction Type** **Transaction Date** **Transaction Value**				
	(1). Sold May 15, 2025 $100,001 - $250,000				



	DESCRIPTION	INCOME AMOUNT	INCOME TYPE	GROSS VALUE	VALUE METHOD
17.	**(H) Account #16**				
17-A.	Western Asset Instl Govt Money Market Fund (INGXX)	$1,000 or less	Dividend		
	Transactions **Transaction Type** **Transaction Date** **Transaction Value**				
	(1). Sold Jun 17, 2025 $15,000 or less				
17-B.	Abbott Labs (ABT)	$5,001 - $15,000	Dividend,Gain		
	Transactions **Transaction Type** **Transaction Date** **Transaction Value**				
	(1). Sold Jan 24, 2025 $50,001 - $100,000				
17-C.	Abbvie Inc (ABBV)	$15,001 - $50,000	Dividend,Gain		
	Transactions **Transaction Type** **Transaction Date** **Transaction Value**				
	(1). Sold Jan 24, 2025 $50,001 - $100,000				
17-D.	Analog Devices Inc (ADI)	$50,001 - $100,000	Gain		
	Transactions **Transaction Type** **Transaction Date** **Transaction Value**				
	(1). Sold Jan 24, 2025 $50,001 - $100,000				
17-E.	Apple Inc (AAPL)	$50,001 - $100,000	Gain		
	Transactions **Transaction Type** **Transaction Date** **Transaction Value**				
	(1). Sold Jan 24, 2025 $50,001 - $100,000				
17-F.	Automatic Data Processing Inc (ADP)	$15,001 - $50,000	Dividend,Gain		
	Transactions **Transaction Type** **Transaction Date** **Transaction Value**				
	(1). Sold Jan 24, 2025 $50,001 - $100,000				
17-G.	Blackrock Inc (BLK)	$50,001 - $100,000	Gain		
	Transactions **Transaction Type** **Transaction Date** **Transaction Value**				
	(1). Sold Jan 24, 2025 $50,001 - $100,000				
17-H.	Broadcom Inc (AVGO)	$100,001 - $1,000,000	Gain		
	Transactions **Transaction Type** **Transaction Date** **Transaction Value**				
	(1). Sold Jan 24, 2025 $250,001 - $500,000				
17-I.	CME Group Inc (CME)	$15,001 - $50,000	Dividend,Gain		
	Transactions **Transaction Type** **Transaction Date** **Transaction Value**				
	(1). Sold Jan 24, 2025 $50,001 - $100,000				
17-J.	CMS Energy Corp (CMS)	$15,001 - $50,000	Gain		
	Transactions **Transaction Type** **Transaction Date** **Transaction Value**				
	(1). Sold Jan 24, 2025 $15,001 - $50,000				
17-K.	Caterpillar Inc (CAT)	$15,001 - $50,000	Dividend,Gain		
	Transactions **Transaction Type** **Transaction Date** **Transaction Value**				
	(1). Sold Jan 24, 2025 $50,001 - $100,000				
17-L.	Chevron Corp (CVX)	$15,001 - $50,000	Gain		
	Transactions **Transaction Type** **Transaction Date** **Transaction Value**				
	(1). Sold Jan 24, 2025 $100,001 - $250,000				
17-M.	Coca Cola Co (KO)	$5,001 - $15,000	Gain		
	Transactions **Transaction Type** **Transaction Date** **Transaction Value**				
	(1). Sold Jan 24, 2025 $50,001 - $100,000				
17-N.	Comcast Corp (CMCSA)	$15,001 - $50,000	Dividend,Gain		
	Transactions **Transaction Type** **Transaction Date** **Transaction Value**				
	(1). Sold Jan 24, 2025 $50,001 - $100,000				
17-O.	Crown Castle Inc (CCI)	$2,501 - $5,000	Gain		



	DESCRIPTION	INCOME AMOUNT	INCOME TYPE	GROSS VALUE	VALUE METHOD
	Transactions **Transaction Type** **Transaction Date** **Transaction Value**				
	(1). Sold Jan 24, 2025 $15,001 - $50,000				
17-P.	Cummins Inc (CMI)	$15,001 - $50,000	Gain		
	Transactions **Transaction Type** **Transaction Date** **Transaction Value**				
	(1). Sold Jan 24, 2025 $50,001 - $100,000				
17-Q.	Honeywell Intl Inc (HON)	$15,001 - $50,000	Gain		
	Transactions **Transaction Type** **Transaction Date** **Transaction Value**				
	(1). Sold Jan 24, 2025 $50,001 - $100,000				
17-R.	JPMorgan Chase & Co (JPM)	$100,001 - $1,000,000	Gain		
	Transactions **Transaction Type** **Transaction Date** **Transaction Value**				
	(1). Sold Jan 24, 2025 $100,001 - $250,000				
17-S.	Lockheed Martin Corp (LMT)	$15,001 - $50,000	Gain		
	Transactions **Transaction Type** **Transaction Date** **Transaction Value**				
	(1). Sold Jan 24, 2025 $50,001 - $100,000				
17-T.	McDonalds Corp (MCD)	$15,001 - $50,000	Gain		
	Transactions **Transaction Type** **Transaction Date** **Transaction Value**				
	(1). Sold Jan 24, 2025 $50,001 - $100,000				
17-U.	Merck & Co Inc (MRK)	$15,001 - $50,000	Dividend,Gain		
	Transactions **Transaction Type** **Transaction Date** **Transaction Value**				
	(1). Sold Jan 24, 2025 $100,001 - $250,000				
17-V.	Microsoft Corp (MSFT)	$100,001 - $1,000,000	Gain		
	Transactions **Transaction Type** **Transaction Date** **Transaction Value**				
	(1). Sold Jan 24, 2025 $100,001 - $250,000				
17-W.	Mondelez Intl Inc (MDLZ)	$15,001 - $50,000	Dividend,Gain		
	Transactions **Transaction Type** **Transaction Date** **Transaction Value**				
	(1). Sold Jan 24, 2025 $50,001 - $100,000				
17-X.	Oracle Corp (ORCL)	$100,001 - $1,000,000	Dividend,Gain		
	Transactions **Transaction Type** **Transaction Date** **Transaction Value**				
	(1). Sold Jan 24, 2025 $100,001 - $250,000				
17-Y.	Pepsico Inc (PEP)	$15,001 - $50,000	Dividend,Gain		
	Transactions **Transaction Type** **Transaction Date** **Transaction Value**				
	(1). Sold Jan 24, 2025 $50,001 - $100,000				
17-Z.	Procter & Gamble (PG)	$15,001 - $50,000	Dividend,Gain		
	Transactions **Transaction Type** **Transaction Date** **Transaction Value**				
	(1). Sold Jan 24, 2025 $50,001 - $100,000				
17-AA.	RTX Corp (RTX)	$50,001 - $100,000	Gain		
	Transactions **Transaction Type** **Transaction Date** **Transaction Value**				
	(1). Sold Jan 24, 2025 $100,001 - $250,000				
17-AB.	Schlumberger Ltd (SLB)	$1,000 or less	Dividend		
	Transactions **Transaction Type** **Transaction Date** **Transaction Value**				
	(1). Sold Jan 24, 2025 $15,001 - $50,000				
17-AC.	Sempra (SRE)	$15,001 - $50,000	Dividend,Gain		
	Transactions **Transaction Type** **Transaction Date** **Transaction Value**				
	(1). Sold Jan 24, 2025 $50,001 - $100,000				



	DESCRIPTION	INCOME AMOUNT	INCOME TYPE	GROSS VALUE	VALUE METHOD
17-AD.	Target Corp (TGT)	$5,001 - $15,000	Gain		
	Transactions **Transaction Type** **Transaction Date** **Transaction Value**				
	(1). Sold Jan 24, 2025 $50,001 - $100,000				
17-AE.	Union Pacific Corp (UNP)	$2,501 - $5,000	Gain		
	Transactions **Transaction Type** **Transaction Date** **Transaction Value**				
	(1). Sold Jan 24, 2025 $15,001 - $50,000				
17-AF.	Unitedhealth Group Inc (UNH)	$50,001 - $100,000	Gain		
	Transactions **Transaction Type** **Transaction Date** **Transaction Value**				
	(1). Sold Jan 24, 2025 $100,001 - $250,000				
17-AG.	Visa Inc (V)	$15,001 - $50,000	Gain		
	Transactions **Transaction Type** **Transaction Date** **Transaction Value**				
	(1). Sold Jan 24, 2025 $100,001 - $250,000				
17-AH.	Walmart Stores Inc (WMT)	$50,001 - $100,000	Dividend,Gain		
	Transactions **Transaction Type** **Transaction Date** **Transaction Value**				
	(1). Sold Jan 24, 2025 $50,001 - $100,000				
17-AI.	Wells Fargo (WFC)	$50,001 - $100,000	Gain		
	Transactions **Transaction Type** **Transaction Date** **Transaction Value**				
	(1). Sold Jan 24, 2025 $100,001 - $250,000				
17-AJ.	Medtronic PLC (MDT)	$5,001 - $15,000	Dividend,Gain		
	Transactions **Transaction Type** **Transaction Date** **Transaction Value**				
	(1). Sold Jan 24, 2025 $50,001 - $100,000				
18.	**(H) Account #17**				
18-A.	Gold Bullion in Ounces		None	$1,000,001 - $5,000,000	Cash/Market
19.	**(H) Account #18**				
19-A.	First American Govt Oblig Money Market Fund Cl Z (FGZXX)	$1,000 or less	Dividend	$15,001 - $50,000	Cash/Market
19-B.	Brown Advisory Global Leaders Instl Fund (BAFLX)	$100,001 - $1,000,000	Dividend	$1,000,001 - $5,000,000	Cash/Market
20.	**(H) Account #19**				
20-A.	Fidelity Government Money Market (SPAXX)	$1,000 or less	Dividend	$15,000 or less	Cash/Market
20-B.	Fidelity Tax Exempt Money Market Fund Prem (FZEXX)	$1,001 - $2,500	Dividend	$50,001 - $100,000	Cash/Market
	Transactions **Transaction Type** **Transaction Date** **Transaction Value**				
	(1). Buy (add'l) Jan 3, 2025 $15,001 - $50,000				
	(2). Buy (add'l) Apr 7, 2025 $50,001 - $100,000				
	(3). Buy (add'l) Apr 14, 2025 $15,001 - $50,000				
	(4). Sold (part) Jun 5, 2025 $15,001 - $50,000				
20-C.	Invesco QQQ Tr Unit Ser 1 (QQQ)	$1,000 or less	Dividend	$100,001 - $250,000	Cash/Market
20-D.	Vanguard Specialized Funds Div App ETF (VIG)	$2,501 - $5,000	Dividend	$100,001 - $250,000	Cash/Market
20-E.	iShares Short Maturity Municipal ETF (MEAR)	$1,000 or less	Dividend		
	Transactions **Transaction Type** **Transaction Date** **Transaction Value**				
	(1). Sold Apr 11, 2025 $15,001 - $50,000				
20-F.	Costco Wholesale Corp (COST)	$1,000 or less	Dividend	$50,001 - $100,000	Cash/Market
20-G.	Crowdstrike Holdings Inc (CRWD)		None	$15,001 - $50,000	Cash/Market



	DESCRIPTION	INCOME AMOUNT	INCOME TYPE	GROSS VALUE	VALUE METHOD
	Transactions **Transaction Type** **Transaction Date** **Transaction Value**				
	(1). Buy Jun 4, 2025 $15,001 - $50,000				
20-H.	GE Aerospace (GE)	$1,000 or less	Dividend	$15,001 - $50,000	Cash/Market
20-I.	Eli Lilly & Co (LLY)	$1,000 or less	Dividend	$15,001 - $50,000	Cash/Market
20-J.	Nvidia Corp (NVDA)	$1,000 or less	Dividend	$100,001 - $250,000	Cash/Market
20-K.	Rockwall TX Independent Sch Dist Unlimited Tax Municipal Bond **Additional Explanation**: Redeemed.	$1,001 - $2,500	Interest		
21.	**(H) Account #20**				
21-A.	Fidelity Govt Money Market Fund (SPAXX)	$1,000 or less	Dividend	$15,000 or less	Cash/Market
21-B.	Fidelity Conservative Income Muni Bond Fd (FMNDX)	$1,000 or less	Dividend		
	Transactions **Transaction Type** **Transaction Date** **Transaction Value**				
	(1). Sold Apr 7, 2025 $50,001 - $100,000				
21-C.	Fidelity Tax Exempt Money Market Fd Premium (FZEXX)	$5,001 - $15,000	Dividend	$100,001 - $250,000	Cash/Market
	Transactions **Transaction Type** **Transaction Date** **Transaction Value**				
	(1). Buy (add'l) Apr 7, 2025 $100,001 - $250,000				
	(2). Buy (add'l) Apr 8, 2025 $15,000 or less				
	(3). Buy (add'l) May 16, 2025 $15,000 or less				
21-D.	iShares Core S&P Mid Cap ETF (IJH)	$1,000 or less	Dividend	$15,001 - $50,000	Cash/Market
21-E.	iShares Tr US Med Device ETF (IHI)	$1,000 or less	Dividend	$15,001 - $50,000	Cash/Market
21-F.	Adobe Inc (ADBE)		None	$15,001 - $50,000	Cash/Market
21-G.	Alphabet Inc CL C (GOOG)	$1,000 or less	Dividend	$15,001 - $50,000	Cash/Market
21-H.	Alphabet Inc Cl A (GOOGL)	$2,501 - $5,000	Dividend	$50,001 - $100,000	Cash/Market
21-I.	Amazon.com Inc (AMZN)		None	$50,001 - $100,000	Cash/Market
21-J.	Amgen Inc (AMGN)	$1,000 or less	Dividend	$15,001 - $50,000	Cash/Market
21-K.	Apple Inc (AAPL)	$1,000 or less	Dividend	$50,001 - $100,000	Cash/Market
21-L.	Chipotle Mexican Grill (CMG)		None		
	Transactions **Transaction Type** **Transaction Date** **Transaction Value**				
	(1). Sold (part) Mar 24, 2025 $15,001 - $50,000				
	(2). Sold Apr 7, 2025 $15,000 or less				
21-M.	Constellation Energy Corp (CEG)	$1,000 or less	Dividend	$15,001 - $50,000	Cash/Market
21-N.	Home Depot Inc (HD)	$1,001 - $2,500	Dividend	$15,001 - $50,000	Cash/Market
21-O.	JPMorgan Chase & Co (JPM)	$1,000 or less	Dividend	$15,001 - $50,000	Cash/Market
21-P.	Microsoft Corp (MSFT)	$1,000 or less	Dividend	$50,001 - $100,000	Cash/Market
21-Q.	United Health Group (UNH)	$1,000 or less	Dividend	$15,001 - $50,000	Cash/Market
	Transactions **Transaction Type** **Transaction Date** **Transaction Value**				
	(1). Buy (add'l) May 15, 2025 $15,000 or less				
21-R.	Vertiv Holdings Co (VRT)	$1,000 or less	Dividend	$50,001 - $100,000	Cash/Market
21-S.	Visa Inc (V)	$1,000 or less	Dividend	$50,001 - $100,000	Cash/Market
21-T.	Pharr San Juan Alamo TX Independent Sch Dist Municipal Bond **Additional Explanation**: Redeemed.	$1,001 - $2,500	Interest		
21-U.	US Treasury Note **Additional Explanation**: Redeemed.	$1,000 or less	Interest		



VIII. Additional Information or Explanations

I do not have any Additional Information to report
No entries in this section

Produced by Administrative Office of the United States Courts